

Employee's Withholding Certificate

Complete Form W-4 so that your employer can withhold the correct federal income tax from your pay.
Give Form W-4 to your employer.
Your withholding is subject to review by the IRS.

Step 1: Enter Personal Information	(a) First name and middle initial	Last name	(b) Social security number
	Address		Does your name match the name on your social security card? If not, to ensure you get credit for your earnings, contact SSA at 800-772-1213 or go to www.ssa.gov .
	City or town, state, and ZIP code		
	(c) <input type="checkbox"/> Single or Married filing separately <input type="checkbox"/> Married filing jointly or Qualifying surviving spouse <input type="checkbox"/> Head of household (Check only if you're unmarried and pay more than half the costs of keeping up a home for yourself and a qualifying individual.)		

Complete Steps 2-4 ONLY if they apply to you; otherwise, skip to Step 5. See page 2 for more information on each step, who can claim exemption from withholding, other details, and privacy.

Step 2: Multiple Jobs or Spouse Works

Complete this step if you (1) hold more than one job at a time, or (2) are married filing jointly and your spouse also works. The correct amount of withholding depends on income earned from all of these jobs.

Do **only one** of the following.

(a) Reserved for future use.

(b) Use the Multiple Jobs Worksheet on page 3 and enter the result in Step 4(c) below; **or**

(c) If there are only two jobs total, you may check this box. Do the same on Form W-4 for the other job. This option is generally more accurate than (b) if pay at the lower paying job is more than half of the pay at the higher paying job. Otherwise, (b) is more accurate

TIP: If you have self-employment income, see page 2.

Complete Steps 3-4(b) on Form W-4 for only ONE of these jobs. Leave those steps blank for the other jobs. (Your withholding will be most accurate if you complete Steps 3-4(b) on the Form W-4 for the highest paying job.)

Step 3: Claim Dependent and Other Credits	If your total income will be \$200,000 or less (\$400,000 or less if married filing jointly): Multiply the number of qualifying children under age 17 by \$2,000 \$ _____ Multiply the number of other dependents by \$500 \$ _____ Add the amounts above for qualifying children and other dependents. You may add to this the amount of any other credits. Enter the total here	3	\$
Step 4 (optional): Other Adjustments	(a) Other income (not from jobs). If you want tax withheld for other income you expect this year that won't have withholding, enter the amount of other income here. This may include interest, dividends, and retirement income	4(a)	\$
	(b) Deductions. If you expect to claim deductions other than the standard deduction and want to reduce your withholding, use the Deductions Worksheet on page 3 and enter the result here	4(b)	\$
	(c) Extra withholding. Enter any additional tax you want withheld each pay period	4(c)	\$

Step 5: Sign Here	Under penalties of perjury, I declare that this certificate, to the best of my knowledge and belief, is true, correct, and complete.		
	Employee's signature (This form is not valid unless you sign it.)	Date	

Employers Only	Employer's name and address	First date of employment	Employer identification number (EIN)
-----------------------	-----------------------------	--------------------------	--------------------------------------

General Instructions

Section references are to the Internal Revenue Code.

Future Developments

For the latest information about developments related to Form W-4, such as legislation enacted after it was published, go to www.irs.gov/FormW4.

Purpose of Form

Complete Form W-4 so that your employer can withhold the correct federal income tax from your pay. If too little is withheld, you will generally owe tax when you file your tax return and may owe a penalty. If too much is withheld, you will generally be due a refund. Complete a new Form W-4 when changes to your personal or financial situation would change the entries on the form. For more information on withholding and when you must furnish a new Form W-4, see Pub. 505, Tax Withholding and Estimated Tax.

Exemption from withholding. You may claim exemption from withholding for 2023 if you meet both of the following conditions: you had no federal income tax liability in 2022 **and** you expect to have no federal income tax liability in 2023. You had no federal income tax liability in 2022 if (1) your total tax on line 24 on your 2022 Form 1040 or 1040-SR is zero (or less than the sum of lines 27, 28, and 29), or (2) you were not required to file a return because your income was below the filing threshold for your correct filing status. If you claim exemption, you will have no income tax withheld from your paycheck and may owe taxes and penalties when you file your 2023 tax return. To claim exemption from withholding, certify that you meet both of the conditions above by writing "Exempt" on Form W-4 in the space below Step 4(c). Then, complete Steps 1(a), 1(b), and 5. Do not complete any other steps. You will need to submit a new Form W-4 by February 15, 2024.

Your privacy. If you have concerns with Step 2(c), you may choose Step 2(b); if you have concerns with Step 4(a), you may enter an additional amount you want withheld per pay period in Step 4(c).

Self-employment. Generally, you will owe both income and self-employment taxes on any self-employment income you receive separate from the wages you receive as an employee. If you want to pay income and self-employment taxes through withholding from your wages, you should enter the self-employment income on Step 4(a). Then compute your self-employment tax, divide that tax by the number of pay periods remaining in the year, and include that resulting amount per pay period on Step 4(c). You can also add half of the annual amount of self-employment tax to Step 4(b) as a deduction. To calculate self-employment tax, you generally multiply the self-employment income by 14.13% (this rate is a quick way to figure your self-employment tax and equals the sum of the 12.4% social security tax and the 2.9% Medicare tax multiplied by 0.9235). See Pub. 505 for more information, especially if the sum of self-employment income multiplied by 0.9235 and wages exceeds \$160,200 for a given individual.

Nonresident alien. If you're a nonresident alien, see Notice 1392, Supplemental Form W-4 Instructions for Nonresident Aliens, before completing this form.

Specific Instructions

Step 1(c). Check your anticipated filing status. This will determine the standard deduction and tax rates used to compute your withholding.

Step 2. Use this step if you (1) have more than one job at the same time, or (2) are married filing jointly and you and your spouse both work.

If you (and your spouse) have a total of only two jobs, you may check the box in option (c). The box must also be checked on the Form W-4 for the other job. If the box is checked, the standard deduction and tax brackets will be cut in half for each job to calculate withholding. This option is roughly accurate for jobs with similar pay; otherwise, more tax than necessary may be withheld, and this extra amount will be larger the greater the difference in pay is between the two jobs.



Multiple jobs. Complete Steps 3 through 4(b) on only one Form W-4. Withholding will be most accurate if you do this on the Form W-4 for the highest paying job.

Step 3. This step provides instructions for determining the amount of the child tax credit and the credit for other dependents that you may be able to claim when you file your tax return. To qualify for the child tax credit, the child must be under age 17 as of December 31, must be your dependent who generally lives with you for more than half the year, and must have the required social security number. You may be able to claim a credit for other dependents for whom a child tax credit can't be claimed, such as an older child or a qualifying relative. For additional eligibility requirements for these credits, see Pub. 501, Dependents, Standard Deduction, and Filing Information. You can also include **other tax credits** for which you are eligible in this step, such as the foreign tax credit and the education tax credits. To do so, add an estimate of the amount for the year to your credits for dependents and enter the total amount in Step 3. Including these credits will increase your paycheck and reduce the amount of any refund you may receive when you file your tax return.

Step 4 (optional).

Step 4(a). Enter in this step the total of your other estimated income for the year, if any. You shouldn't include income from any jobs or self-employment. If you complete Step 4(a), you likely won't have to make estimated tax payments for that income. If you prefer to pay estimated tax rather than having tax on other income withheld from your paycheck, see Form 1040-ES, Estimated Tax for Individuals.

Step 4(b). Enter in this step the amount from the Deductions Worksheet, line 5, if you expect to claim deductions other than the basic standard deduction on your 2023 tax return and want to reduce your withholding to account for these deductions. This includes both itemized deductions and other deductions such as for student loan interest and IRAs.

Step 4(c). Enter in this step any additional tax you want withheld from your pay **each pay period**, including any amounts from the Multiple Jobs Worksheet, line 4. Entering an amount here will reduce your paycheck and will either increase your refund or reduce any amount of tax that you owe.

Step 2(b) – Multiple Jobs Worksheet *(Keep for your records.)*



If you choose the option in Step 2(b) on Form W-4, complete this worksheet (which calculates the total extra tax for all jobs) on **only ONE** Form W-4. Withholding will be most accurate if you complete the worksheet and enter the result on the Form W-4 for the highest paying job. To be accurate, submit a new Form W-4 for all other jobs if you have not updated your withholding since 2019.

Note: If more than one job has annual wages of more than \$120,000 or there are more than three jobs, see Pub. 505 for additional tables.

- 1 **Two jobs.** If you have two jobs or you're married filing jointly and you and your spouse each have one job, find the amount from the appropriate table on page 4. Using the "Higher Paying Job" row and the "Lower Paying Job" column, find the value at the intersection of the two household salaries and enter that value on line 1. Then, **skip** to line 3 **1** \$ _____
- 2 **Three jobs.** If you and/or your spouse have three jobs at the same time, complete lines 2a, 2b, and 2c below. Otherwise, skip to line 3.
 - a Find the amount from the appropriate table on page 4 using the annual wages from the highest paying job in the "Higher Paying Job" row and the annual wages for your next highest paying job in the "Lower Paying Job" column. Find the value at the intersection of the two household salaries and enter that value on line 2a **2a** \$ _____
 - b Add the annual wages of the two highest paying jobs from line 2a together and use the total as the wages in the "Higher Paying Job" row and use the annual wages for your third job in the "Lower Paying Job" column to find the amount from the appropriate table on page 4 and enter this amount on line 2b **2b** \$ _____
 - c Add the amounts from lines 2a and 2b and enter the result on line 2c **2c** \$ _____
- 3 Enter the number of pay periods per year for the highest paying job. For example, if that job pays weekly, enter 52; if it pays every other week, enter 26; if it pays monthly, enter 12, etc. **3** _____
- 4 **Divide** the annual amount on line 1 or line 2c by the number of pay periods on line 3. Enter this amount here and in **Step 4(c)** of Form W-4 for the highest paying job (along with any other additional amount you want withheld) **4** \$ _____

Step 4(b) – Deductions Worksheet *(Keep for your records.)*



- 1 Enter an estimate of your 2023 itemized deductions (from Schedule A (Form 1040)). Such deductions may include qualifying home mortgage interest, charitable contributions, state and local taxes (up to \$10,000), and medical expenses in excess of 7.5% of your income **1** \$ _____
- 2 Enter:

{	• \$27,700 if you're married filing jointly or a qualifying surviving spouse
	• \$20,800 if you're head of household
	• \$13,850 if you're single or married filing separately

 **2** \$ _____
- 3 If line 1 is greater than line 2, subtract line 2 from line 1 and enter the result here. If line 2 is greater than line 1, enter "-0-" **3** \$ _____
- 4 Enter an estimate of your student loan interest, deductible IRA contributions, and certain other adjustments (from Part II of Schedule 1 (Form 1040)). See Pub. 505 for more information **4** \$ _____
- 5 **Add** lines 3 and 4. Enter the result here and in **Step 4(b)** of Form W-4 **5** \$ _____

Privacy Act and Paperwork Reduction Act Notice. We ask for the information on this form to carry out the Internal Revenue laws of the United States. Internal Revenue Code sections 3402(f)(2) and 6109 and their regulations require you to provide this information; your employer uses it to determine your federal income tax withholding. Failure to provide a properly completed form will result in your being treated as a single person with no other entries on the form; providing fraudulent information may subject you to penalties. Routine uses of this information include giving it to the Department of Justice for civil and criminal litigation; to cities, states, the District of Columbia, and U.S. commonwealths and territories for use in administering their tax laws; and to the Department of Health and Human Services for use in the National Directory of New Hires. We may also disclose this information to other countries under a tax treaty, to federal and state agencies to enforce federal nontax criminal laws, or to federal law enforcement and intelligence agencies to combat terrorism.

You are not required to provide the information requested on a form that is subject to the Paperwork Reduction Act unless the form displays a valid OMB control number. Books or records relating to a form or its instructions must be retained as long as their contents may become material in the administration of any Internal Revenue law. Generally, tax returns and return information are confidential, as required by Code section 6103.

The average time and expenses required to complete and file this form will vary depending on individual circumstances. For estimated averages, see the instructions for your income tax return.

If you have suggestions for making this form simpler, we would be happy to hear from you. See the instructions for your income tax return.

Married Filing Jointly or Qualifying Surviving Spouse

Higher Paying Job Annual Taxable Wage & Salary	Lower Paying Job Annual Taxable Wage & Salary											
	\$0 - 9,999	\$10,000 - 19,999	\$20,000 - 29,999	\$30,000 - 39,999	\$40,000 - 49,999	\$50,000 - 59,999	\$60,000 - 69,999	\$70,000 - 79,999	\$80,000 - 89,999	\$90,000 - 99,999	\$100,000 - 109,999	\$110,000 - 120,000
\$0 - 9,999	\$0	\$0	\$850	\$850	\$1,000	\$1,020	\$1,020	\$1,020	\$1,020	\$1,020	\$1,020	\$1,870
\$10,000 - 19,999	0	930	1,850	2,000	2,200	2,220	2,220	2,220	2,220	2,220	3,200	4,070
\$20,000 - 29,999	850	1,850	2,920	3,120	3,320	3,340	3,340	3,340	3,340	4,320	5,320	6,190
\$30,000 - 39,999	850	2,000	3,120	3,320	3,520	3,540	3,540	3,540	4,520	5,520	6,520	7,390
\$40,000 - 49,999	1,000	2,200	3,320	3,520	3,720	3,740	3,740	4,720	5,720	6,720	7,720	8,590
\$50,000 - 59,999	1,020	2,220	3,340	3,540	3,740	3,760	4,750	5,750	6,750	7,750	8,750	9,610
\$60,000 - 69,999	1,020	2,220	3,340	3,540	3,740	4,750	5,750	6,750	7,750	8,750	9,750	10,610
\$70,000 - 79,999	1,020	2,220	3,340	3,540	4,720	5,750	6,750	7,750	8,750	9,750	10,750	11,610
\$80,000 - 99,999	1,020	2,220	4,170	5,370	6,570	7,600	8,600	9,600	10,600	11,600	12,600	13,460
\$100,000 - 149,999	1,870	4,070	6,190	7,390	8,590	9,610	10,610	11,660	12,860	14,060	15,260	16,330
\$150,000 - 239,999	2,040	4,440	6,760	8,160	9,560	10,780	11,980	13,180	14,380	15,580	16,780	17,850
\$240,000 - 259,999	2,040	4,440	6,760	8,160	9,560	10,780	11,980	13,180	14,380	15,580	16,780	17,850
\$260,000 - 279,999	2,040	4,440	6,760	8,160	9,560	10,780	11,980	13,180	14,380	15,580	16,780	18,140
\$280,000 - 299,999	2,040	4,440	6,760	8,160	9,560	10,780	11,980	13,180	14,380	15,870	17,870	19,740
\$300,000 - 319,999	2,040	4,440	6,760	8,160	9,560	10,780	11,980	13,470	15,470	17,470	19,470	21,340
\$320,000 - 364,999	2,040	4,440	6,760	8,550	10,750	12,770	14,770	16,770	18,770	20,770	22,770	24,640
\$365,000 - 524,999	2,970	6,470	9,890	12,390	14,890	17,220	19,520	21,820	24,120	26,420	28,720	30,880
\$525,000 and over	3,140	6,840	10,460	13,160	15,860	18,390	20,890	23,390	25,890	28,390	30,890	33,250

Single or Married Filing Separately

Higher Paying Job Annual Taxable Wage & Salary	Lower Paying Job Annual Taxable Wage & Salary											
	\$0 - 9,999	\$10,000 - 19,999	\$20,000 - 29,999	\$30,000 - 39,999	\$40,000 - 49,999	\$50,000 - 59,999	\$60,000 - 69,999	\$70,000 - 79,999	\$80,000 - 89,999	\$90,000 - 99,999	\$100,000 - 109,999	\$110,000 - 120,000
\$0 - 9,999	\$310	\$890	\$1,020	\$1,020	\$1,020	\$1,860	\$1,870	\$1,870	\$1,870	\$1,870	\$2,030	\$2,040
\$10,000 - 19,999	890	1,630	1,750	1,750	2,600	3,600	3,600	3,600	3,600	3,760	3,960	3,970
\$20,000 - 29,999	1,020	1,750	1,880	2,720	3,720	4,720	4,730	4,730	4,890	5,090	5,290	5,300
\$30,000 - 39,999	1,020	1,750	2,720	3,720	4,720	5,720	5,730	5,890	6,090	6,290	6,490	6,500
\$40,000 - 59,999	1,710	3,450	4,570	5,570	6,570	7,700	7,910	8,110	8,310	8,510	8,710	8,720
\$60,000 - 79,999	1,870	3,600	4,730	5,860	7,060	8,260	8,460	8,660	8,860	9,060	9,260	9,280
\$80,000 - 99,999	1,870	3,730	5,060	6,260	7,460	8,660	8,860	9,060	9,260	9,460	10,430	11,240
\$100,000 - 124,999	2,040	3,970	5,300	6,500	7,700	8,900	9,110	9,610	10,610	11,610	12,610	13,430
\$125,000 - 149,999	2,040	3,970	5,300	6,500	7,700	9,610	10,610	11,610	12,610	13,610	14,900	16,020
\$150,000 - 174,999	2,040	3,970	5,610	7,610	9,610	11,610	12,610	13,750	15,050	16,350	17,650	18,770
\$175,000 - 199,999	2,720	5,450	7,580	9,580	11,580	13,870	15,180	16,480	17,780	19,080	20,380	21,490
\$200,000 - 249,999	2,900	5,930	8,360	10,660	12,960	15,260	16,570	17,870	19,170	20,470	21,770	22,880
\$250,000 - 399,999	2,970	6,010	8,440	10,740	13,040	15,340	16,640	17,940	19,240	20,540	21,840	22,960
\$400,000 - 449,999	2,970	6,010	8,440	10,740	13,040	15,340	16,640	17,940	19,240	20,540	21,840	22,960
\$450,000 and over	3,140	6,380	9,010	11,510	14,010	16,510	18,010	19,510	21,010	22,510	24,010	25,330

Head of Household

Higher Paying Job Annual Taxable Wage & Salary	Lower Paying Job Annual Taxable Wage & Salary											
	\$0 - 9,999	\$10,000 - 19,999	\$20,000 - 29,999	\$30,000 - 39,999	\$40,000 - 49,999	\$50,000 - 59,999	\$60,000 - 69,999	\$70,000 - 79,999	\$80,000 - 89,999	\$90,000 - 99,999	\$100,000 - 109,999	\$110,000 - 120,000
\$0 - 9,999	\$0	\$620	\$860	\$1,020	\$1,020	\$1,020	\$1,020	\$1,650	\$1,870	\$1,870	\$1,890	\$2,040
\$10,000 - 19,999	620	1,630	2,060	2,220	2,220	2,220	2,850	3,850	4,070	4,090	4,290	4,440
\$20,000 - 29,999	860	2,060	2,490	2,650	2,650	3,280	4,280	5,280	5,520	5,720	5,920	6,070
\$30,000 - 39,999	1,020	2,220	2,650	2,810	3,440	4,440	5,440	6,460	6,880	7,080	7,280	7,430
\$40,000 - 59,999	1,020	2,220	3,130	4,290	5,290	6,290	7,480	8,680	9,100	9,300	9,500	9,650
\$60,000 - 79,999	1,500	3,700	5,130	6,290	7,480	8,680	9,880	11,080	11,500	11,700	11,900	12,050
\$80,000 - 99,999	1,870	4,070	5,690	7,050	8,250	9,450	10,650	11,850	12,260	12,460	12,870	13,820
\$100,000 - 124,999	2,040	4,440	6,070	7,430	8,630	9,830	11,030	12,230	13,190	14,190	15,190	16,150
\$125,000 - 149,999	2,040	4,440	6,070	7,430	8,630	9,980	11,980	13,980	15,190	16,190	17,270	18,530
\$150,000 - 174,999	2,040	4,440	6,070	7,980	9,980	11,980	13,980	15,980	17,420	18,720	20,020	21,280
\$175,000 - 199,999	2,190	5,390	7,820	9,980	11,980	14,060	16,360	18,660	20,170	21,470	22,770	24,030
\$200,000 - 249,999	2,720	6,190	8,920	11,380	13,680	15,980	18,280	20,580	22,090	23,390	24,690	25,950
\$250,000 - 449,999	2,970	6,470	9,200	11,660	13,960	16,260	18,560	20,860	22,380	23,680	24,980	26,230
\$450,000 and over	3,140	6,840	9,770	12,430	14,930	17,430	19,930	22,430	24,150	25,650	27,150	28,600



MISSISSIPPI EMPLOYEE'S WITHHOLDING EXEMPTION CERTIFICATE

Employee's Name _____ SSN _____
 Employee's Residence _____
 Number and Street City or Town State Zip Code

CLAIM YOUR WITHHOLDING PERSONAL EXEMPTION

	Marital Status	Personal Exemption Allowed	Amount Claimed
EMPLOYEE:	1. Single	<input type="checkbox"/> Enter \$6,000 as exemption ▶	\$
File this form with your employer. Otherwise, you must withhold Mississippi income tax from the full amount of your wages.	2. Marital Status (Check One)	(a) <input type="checkbox"/> Spouse NOT employed: Enter \$12,000 ▶	\$
		(b) <input type="checkbox"/> Spouse IS employed: Enter that part of \$12,000 claimed by you in multiples of \$500. See instructions 2(b) below. ▶	\$
	3. Head of Family	<input type="checkbox"/> Enter \$9,500 as exemption. To qualify as head of family, you must be single and have a dependent living in the home with you. See instructions 2(c) and 2(d) below ▶	\$
EMPLOYER: Keep this certificate with your records. If the employee is believed to have claimed excess exemption, the Department of Revenue should be advised.	4. Dependents	You may claim \$1,500 for each dependent*, other than for taxpayer and spouse, who receives chief support from you and who qualifies as a dependent for Federal income tax purposes. * A head of family may claim \$1,500 for each dependent excluding the one which qualifies you as head of family. Multiply number of dependents claimed by you by \$1,500. Enter amount claimed...▶	\$
	5. Age and blindness	• Age 65 or older <input type="checkbox"/> Husband <input type="checkbox"/> Wife <input type="checkbox"/> Single • Blind <input type="checkbox"/> Husband <input type="checkbox"/> Wife <input type="checkbox"/> Single Multiply the number of blocks checked by \$1,500. Enter the amount claimed ▶ * Note: No exemption allowed for age or blindness for dependents.	\$
	6. TOTAL AMOUNT OF EXEMPTION CLAIMED - Lines 1 through 5...▶		\$
	7. Additional dollar amount of withholding per pay period if agreed to by your employer ▶		\$
Military Spouses Residency Relief Act Exemption from Mississippi Withholding	8. If you meet the conditions set forth under the Service Member Civil Relief, as amended by the Military Spouses Residency Relief Act, and have no Mississippi tax liability, write "Exempt" on Line 8. You must attach a copy of the Federal Form DD-2058 and a copy of your Military Spouse ID Card to this form so your employer can validate the exemption claim...▶		

I declare under the penalties imposed for filing false reports that the amount of exemption claimed on this certificate does not exceed the amount to which I am entitled or I am entitled to claim exempt status.

Employee's Signature: _____ Date: _____

INSTRUCTIONS

- The personal exemptions allowed:**

(a) Single Individuals	\$6,000	(d) Dependents	\$1,500
(b) Married Individuals (Jointly)	\$12,000	(e) Age 65 and Over	\$1,500
(c) Head of family	\$9,500	(f) Blindness	\$1,500
 - Claiming personal exemptions:**
 - Single Individuals enter \$6,000 on Line 1.
 - Married individuals are allowed a joint exemption of \$12,000.
If the spouse is not employed, enter \$12,000 on Line 2(a). If the spouse is employed, the exemption of \$12,000 may be divided between taxpayer and spouse in any manner they choose - in multiples of \$500. For example, the taxpayer may claim \$6,500 and the spouse claims \$5,500; or the taxpayer may claim \$8,000 and the spouse claims \$4,000. The total claimed by the taxpayer and spouse may not exceed \$12,000. Enter amount claimed by you on Line 2(b).
 - Head of Family
A head of family is a single individual who maintains a home which is the principal place of abode for himself and at least one other dependent. Single individuals qualifying as a head of family enter \$9,500 on Line 3. If the taxpayer has more than one dependent, additional exemptions are applicable. See item (d).
 - An additional exemption of \$1,500 may generally be claimed for each dependent of the taxpayer. A dependent is any relative who receives chief support from the taxpayer and who qualifies as a dependent for Federal income tax purposes. Head of family individuals may claim an additional exemption for each dependent excluding the one which is required for head of family status. For example, a head of family taxpayer has 2 dependent children and his dependent mother living with him. The taxpayer may claim 2 additional exemptions. Married or single individuals may claim an additional exemption for each dependent, but should not include themselves or their spouse. Married taxpayers may divide the number of their dependents between them in any manner they choose; for example, a married couple has 3 children who qualify as dependents. The taxpayer may claim 2 dependents and the spouse 1; or the taxpayer may claim 3 dependents and the spouse none. Enter the amount of dependent exemption on Line 4.
 - An additional exemption of \$1,500 may be claimed by either taxpayer or spouse or both if either or both have reached the age of 65 before the close of the taxable year. No additional exemption is authorized for dependents by reason of age. Check applicable blocks on Line 5.
 - An additional exemption of \$1,500 may be claimed by either taxpayer or spouse or both if either or both are blind. No additional exemption is authorized for dependents by reason of blindness. Check applicable blocks on Line 5. Multiply number of blocks checked on Line 5 by \$1,500 and enter amount of exemption claimed.
 - Total Exemption Claimed:**
Add the amount of exemptions claimed in each category and enter the total on Line 6. This amount will be used as a basis for withholding income tax under the appropriate withholding tables.
 - A NEW EXEMPTION CERTIFICATE MUST BE FILED WITH YOUR EMPLOYER WITHIN 30 DAYS AFTER ANY CHANGE IN YOUR EXEMPTION STATUS.**
 - PENALTIES ARE IMPOSED FOR WILLFULLY SUPPLYING FALSE INFORMATION.**
 - IF THE EMPLOYEE FAILS TO FILE AN EXEMPTION CERTIFICATE WITH HIS EMPLOYER, INCOME TAX MUST BE WITHHELD BY THE EMPLOYER ON TOTAL WAGES WITHOUT THE BENEFIT OF EXEMPTION.**
- To comply with the Military Spouse Residency Relief Act (PL 111-97) signed on November 11, 2009.

SELECTIVE SERVICE ELIGIBILITY AND VERIFICATION

As of January 01, 2000, all new male employees must complete this form regarding their eligibility for Selective Service registration. Males age 18 through 26 who are required to register for Selective Service must provide verification of registration or exemption as a condition of employment. It applies to all male employees of Delta State University, including faculty, staff, and students regardless of title or source of funds. If the new employee is unable to provide verification of registration or exemption, they cannot work. For assistance, contact the Human Resources department at 846-4035.

INSTRUCTIONS: To be completed immediately by all new male employees on or before first day of employment

Name: (Please Print)

Last First Middle
Social Security Number: _____ / _____ / _____ Date of Birth: ____ / ____ / ____

Section 1 – Registration Based on Age

1. Are you a male age 18 through 26? (Check one) YES NO

If YES, go to Section 2.

If NO, return this form to the Human Resources department. The Human Resource department will keep this information in your employment records file.

Section 2 – Registration Based on Status

1. As a male age 18 through 26, are you required to register for Selective Service? (Check one)

YES You are required to register if you are a male U.S. citizen or immigrant alien male.

NO You are not required to register if you are a lawful non-immigrant alien on a student, visitor, tourist, or diplomatic visa; on active duty in the U.S. Armed Forces; or attending certain service academies.

If YES, go to Section 3.

If NO, return this form to the Human Resources department. The Human Resource department will keep this information in your employment records file.

Section 3 – Verification of Registration or Exemption

1. The Selective Service card issued upon registration. (Attach a copy of the card to this form)
2. Telephone verification. Call 847-688-6888 to obtain telephone verification of registration.
3. Printout of the on-line confirmation. Web site: <http://www.sss.gov>

Selective Service Number: _____

If you have not yet registered, you must register **IMMEDIATELY** or you will not be able to be employed at Delta State University. You may register either on-line at <http://www.sss.gov> or at the nearest post office. The supervisor or department head will initiate termination to any employee who does not provide appropriate documentation to the Human Resources department within three weeks of their employment date.

Verification of Exemption

Please state the reason you are exempt: _____ Exemptions are extremely rare and only include children of diplomats assigned to embassies in the United States, and individuals who are part of trade commissions or embassies of foreign countries. Exemptions do not include student deferments or conscientious objectors. The Human Resource department will contact you for further information and documentation.

I certify that all the information, including attachments, is true and complete, and I understand that any misstatement, falsification, or omission of information shall be grounds for refusal to hire, or if hired, termination.

Employee Signature _____ Date Signed ____ / ____ / ____



Employment Eligibility Verification

Department of Homeland Security
U.S. Citizenship and Immigration Services

USCIS
Form I-9

OMB No.1615-0047

Expires 07/31/2026

START HERE: Employers must ensure the form instructions are available to employees when completing this form. Employers are liable for failing to comply with the requirements for completing this form. See below and the [Instructions](#).

ANTI-DISCRIMINATION NOTICE: All employees can choose which acceptable documentation to present for Form I-9. Employers cannot ask employees for documentation to verify information in **Section 1**, or specify which acceptable documentation employees must present for **Section 2** or Supplement B, Reverification and Rehire. Treating employees differently based on their citizenship, immigration status, or national origin may be illegal.

Section 1. Employee Information and Attestation: Employees must complete and sign Section 1 of Form I-9 no later than the **first day of employment**, but not before accepting a job offer.

Last Name (Family Name)		First Name (Given Name)		Middle Initial (if any)	Other Last Names Used (if any)	
Address (Street Number and Name)			Apt. Number (if any)	City or Town		State ZIP Code
Date of Birth (mm/dd/yyyy)	U.S. Social Security Number	Employee's Email Address			Employee's Telephone Number	
<p>I am aware that federal law provides for imprisonment and/or fines for false statements, or the use of false documents, in connection with the completion of this form. I attest, under penalty of perjury, that this information, including my selection of the box attesting to my citizenship or immigration status, is true and correct.</p>		Check one of the following boxes to attest to your citizenship or immigration status (See page 2 and 3 of the instructions.):				
		<input type="checkbox"/> 1. A citizen of the United States				
		<input type="checkbox"/> 2. A noncitizen national of the United States (See Instructions.)				
		<input type="checkbox"/> 3. A lawful permanent resident (Enter USCIS or A-Number.)				
<input type="checkbox"/> 4. A noncitizen (other than Item Numbers 2. and 3. above) authorized to work until (exp. date, if any) _____						
If you check Item Number 4., enter one of these:						
USCIS A-Number		OR	Form I-94 Admission Number		OR	Foreign Passport Number and Country of Issuance
Signature of Employee				Today's Date (mm/dd/yyyy)		

If a preparer and/or translator assisted you in completing Section 1, that person **MUST** complete the [Preparer and/or Translator Certification](#) on Page 3.

Section 2. Employer Review and Verification: Employers or their authorized representative must complete and sign **Section 2** within three business days after the employee's first day of employment, and must physically examine, or examine consistent with an alternative procedure authorized by the Secretary of DHS, documentation from List A OR a combination of documentation from List B and List C. Enter any additional documentation in the Additional Information box; see Instructions.

List A		OR	List B	AND	List C
Document Title 1					
Issuing Authority					
Document Number (if any)					
Expiration Date (if any)					
Document Title 2 (if any)		Additional Information			
Issuing Authority					
Document Number (if any)					
Expiration Date (if any)					
Document Title 3 (if any)					
Issuing Authority					
Document Number (if any)					
Expiration Date (if any)					
					<input type="checkbox"/> Check here if you used an alternative procedure authorized by DHS to examine documents.
Certification: I attest, under penalty of perjury, that (1) I have examined the documentation presented by the above-named employee, (2) the above-listed documentation appears to be genuine and to relate to the employee named, and (3) to the best of my knowledge, the employee is authorized to work in the United States.					First Day of Employment (mm/dd/yyyy):
Last Name, First Name and Title of Employer or Authorized Representative			Signature of Employer or Authorized Representative		Today's Date (mm/dd/yyyy)
Employer's Business or Organization Name			Employer's Business or Organization Address, City or Town, State, ZIP Code		

For reverification or rehire, complete [Supplement B, Reverification and Rehire](#) on Page 4.

LISTS OF ACCEPTABLE DOCUMENTS

All documents containing an expiration date must be unexpired.

* Documents extended by the issuing authority are considered unexpired.

Employees may present one selection from List A or a combination of one selection from List B and one selection from List C.

Examples of many of these documents appear in the Handbook for Employers (M-274).

LIST A Documents that Establish Both Identity and Employment Authorization	OR	LIST B Documents that Establish Identity	AND	LIST C Documents that Establish Employment Authorization
<ol style="list-style-type: none"> 1. U.S. Passport or U.S. Passport Card 2. Permanent Resident Card or Alien Registration Receipt Card (Form I-551) 3. Foreign passport that contains a temporary I-551 stamp or temporary I-551 printed notation on a machine-readable immigrant visa 4. Employment Authorization Document that contains a photograph (Form I-766) 5. For an individual temporarily authorized to work for a specific employer because of his or her status or parole: <ol style="list-style-type: none"> a. Foreign passport; and b. Form I-94 or Form I-94A that has the following: <ol style="list-style-type: none"> (1) The same name as the passport; and (2) An endorsement of the individual's status or parole as long as that period of endorsement has not yet expired and the proposed employment is not in conflict with any restrictions or limitations identified on the form. 6. Passport from the Federated States of Micronesia (FSM) or the Republic of the Marshall Islands (RMI) with Form I-94 or Form I-94A indicating nonimmigrant admission under the Compact of Free Association Between the United States and the FSM or RMI 	OR	<ol style="list-style-type: none"> 1. Driver's license or ID card issued by a State or outlying possession of the United States provided it contains a photograph or information such as name, date of birth, gender, height, eye color, and address 2. ID card issued by federal, state or local government agencies or entities, provided it contains a photograph or information such as name, date of birth, gender, height, eye color, and address 3. School ID card with a photograph 4. Voter's registration card 5. U.S. Military card or draft record 6. Military dependent's ID card 7. U.S. Coast Guard Merchant Mariner Card 8. Native American tribal document 9. Driver's license issued by a Canadian government authority <li style="text-align: center;">For persons under age 18 who are unable to present a document listed above: 10. School record or report card 11. Clinic, doctor, or hospital record 12. Day-care or nursery school record 	AND	<ol style="list-style-type: none"> 1. A Social Security Account Number card, unless the card includes one of the following restrictions: <ol style="list-style-type: none"> (1) NOT VALID FOR EMPLOYMENT (2) VALID FOR WORK ONLY WITH INS AUTHORIZATION (3) VALID FOR WORK ONLY WITH DHS AUTHORIZATION 2. Certification of report of birth issued by the Department of State (Forms DS-1350, FS-545, FS-240) 3. Original or certified copy of birth certificate issued by a State, county, municipal authority, or territory of the United States bearing an official seal 4. Native American tribal document 5. U.S. Citizen ID Card (Form I-197) 6. Identification Card for Use of Resident Citizen in the United States (Form I-179) 7. Employment authorization document issued by the Department of Homeland Security <p style="margin-left: 20px;">For examples, see Section 7 and Section 13 of the M-274 on uscis.gov/i-9-central.</p> <p style="margin-left: 20px;">The Form I-766, Employment Authorization Document, is a List A, Item Number 4, document, not a List C document.</p>
<p>Acceptable Receipts</p> <p>May be presented in lieu of a document listed above for a temporary period.</p> <p>For receipt validity dates, see the M-274.</p>				
<ul style="list-style-type: none"> • Receipt for a replacement of a lost, stolen, or damaged List A document. • Form I-94 issued to a lawful permanent resident that contains an I-551 stamp and a photograph of the individual. • Form I-94 with "RE" notation or refugee stamp issued to a refugee. 	OR	<p>Receipt for a replacement of a lost, stolen, or damaged List B document.</p>	AND	<p>Receipt for a replacement of a lost, stolen, or damaged List C document.</p>

*Refer to the Employment Authorization Extensions page on [I-9 Central](#) for more information.



Supplement A, Preparer and/or Translator Certification for Section 1

Department of Homeland Security
U.S. Citizenship and Immigration Services

USCIS
Form I-9
Supplement A
OMB No. 1615-0047
Expires 07/31/2026

Last Name (<i>Family Name</i>) from Section 1 .	First Name (<i>Given Name</i>) from Section 1 .	Middle initial (if any) from Section 1 .
--	--	---

Instructions: This supplement must be completed by any preparer and/or translator who assists an employee in completing Section 1 of Form I-9. The preparer and/or translator must enter the employee's name in the spaces provided above. Each preparer or translator must complete, sign, and date a separate certification area. Employers must retain completed supplement sheets with the employee's completed Form I-9.

I attest, under penalty of perjury, that I have assisted in the completion of Section 1 of this form and that to the best of my knowledge the information is true and correct.

Signature of Preparer or Translator		Date (<i>mm/dd/yyyy</i>)	
Last Name (<i>Family Name</i>)	First Name (<i>Given Name</i>)		Middle Initial (<i>if any</i>)
Address (<i>Street Number and Name</i>)	City or Town	State	ZIP Code

I attest, under penalty of perjury, that I have assisted in the completion of Section 1 of this form and that to the best of my knowledge the information is true and correct.

Signature of Preparer or Translator		Date (<i>mm/dd/yyyy</i>)	
Last Name (<i>Family Name</i>)	First Name (<i>Given Name</i>)		Middle Initial (<i>if any</i>)
Address (<i>Street Number and Name</i>)	City or Town	State	ZIP Code

I attest, under penalty of perjury, that I have assisted in the completion of Section 1 of this form and that to the best of my knowledge the information is true and correct.

Signature of Preparer or Translator		Date (<i>mm/dd/yyyy</i>)	
Last Name (<i>Family Name</i>)	First Name (<i>Given Name</i>)		Middle Initial (<i>if any</i>)
Address (<i>Street Number and Name</i>)	City or Town	State	ZIP Code

I attest, under penalty of perjury, that I have assisted in the completion of Section 1 of this form and that to the best of my knowledge the information is true and correct.

Signature of Preparer or Translator		Date (<i>mm/dd/yyyy</i>)	
Last Name (<i>Family Name</i>)	First Name (<i>Given Name</i>)		Middle Initial (<i>if any</i>)
Address (<i>Street Number and Name</i>)	City or Town	State	ZIP Code



Supplement B, Reverification and Rehire (formerly Section 3)

Department of Homeland Security
U.S. Citizenship and Immigration Services

USCIS
Form I-9
Supplement B
OMB No. 1615-0047
Expires 07/31/2026

Last Name (Family Name) from Section 1.	First Name (Given Name) from Section 1.	Middle initial (if any) from Section 1.
---	---	---

Instructions: This supplement replaces Section 3 on the previous version of Form I-9. Only use this page if your employee requires reverification, is rehired within three years of the date the original Form I-9 was completed, or provides proof of a legal name change. Enter the employee's name in the fields above. Use a new section for each reverification or rehire. Review the Form I-9 instructions before completing this page. Keep this page as part of the employee's Form I-9 record. Additional guidance can be found in the [Handbook for Employers: Guidance for Completing Form I-9 \(M-274\)](#)

<i>Date of Rehire (if applicable)</i>		<i>New Name (if applicable)</i>	
<i>Date (mm/dd/yyyy)</i>	Last Name (Family Name)	First Name (Given Name)	Middle Initial
Reverification: If the employee requires reverification, your employee can choose to present any acceptable List A or List C documentation to show continued employment authorization. Enter the document information in the spaces below.			
Document Title	Document Number (if any)	Expiration Date (if any) (mm/dd/yyyy)	
I attest, under penalty of perjury, that to the best of my knowledge, this employee is authorized to work in the United States, and if the employee presented documentation, the documentation I examined appears to be genuine and to relate to the individual who presented it.			
Name of Employer or Authorized Representative	Signature of Employer or Authorized Representative	Today's Date (mm/dd/yyyy)	
Additional Information (Initial and date each notation.)			<input type="checkbox"/> Check here if you used an alternative procedure authorized by DHS to examine documents.

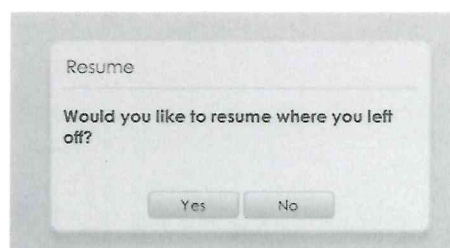

<i>Date of Rehire (if applicable)</i>		<i>New Name (if applicable)</i>	
<i>Date (mm/dd/yyyy)</i>	Last Name (Family Name)	First Name (Given Name)	Middle Initial
Reverification: If the employee requires reverification, your employee can choose to present any acceptable List A or List C documentation to show continued employment authorization. Enter the document information in the spaces below.			
Document Title	Document Number (if any)	Expiration Date (if any) (mm/dd/yyyy)	
I attest, under penalty of perjury, that to the best of my knowledge, this employee is authorized to work in the United States, and if the employee presented documentation, the documentation I examined appears to be genuine and to relate to the individual who presented it.			
Name of Employer or Authorized Representative	Signature of Employer or Authorized Representative	Today's Date (mm/dd/yyyy)	
Additional Information (Initial and date each notation.)			<input type="checkbox"/> Check here if you used an alternative procedure authorized by DHS to examine documents.

<i>Date of Rehire (if applicable)</i>		<i>New Name (if applicable)</i>	
<i>Date (mm/dd/yyyy)</i>	Last Name (Family Name)	First Name (Given Name)	Middle Initial
Reverification: If the employee requires reverification, your employee can choose to present any acceptable List A or List C documentation to show continued employment authorization. Enter the document information in the spaces below.			
Document Title	Document Number (if any)	Expiration Date (if any) (mm/dd/yyyy)	
I attest, under penalty of perjury, that to the best of my knowledge, this employee is authorized to work in the United States, and if the employee presented documentation, the documentation I examined appears to be genuine and to relate to the individual who presented it.			
Name of Employer or Authorized Representative	Signature of Employer or Authorized Representative	Today's Date (mm/dd/yyyy)	
Additional Information (Initial and date each notation.)			<input type="checkbox"/> Check here if you used an alternative procedure authorized by DHS to examine documents.

Workplace Discriminatory Harassment Awareness and Prevention Webcast Instructions

Step 1. In an Internet Explorer  browser, go to:
<http://www.mspb.ms.gov/Presentations/HAD/index.html>

Step 2. Click **PLAY** on the Workplace Discriminatory Harassment Awareness and Prevention Webcast to watch all 34 modules.



The webcast is approximately 16 minutes long. If at any time you need to exit, you can click the link above again and click yes to resume.

Step 3. Print the “Certificate of Completion”

Print the Certificate Screen (module 34).

Write your 900#, sign and date the document and submit it with your new hire packet to your supervisor.

You may also submit it by emailing it to:
smpillips@deltastate.edu



To print, hit CTRL key + P key.

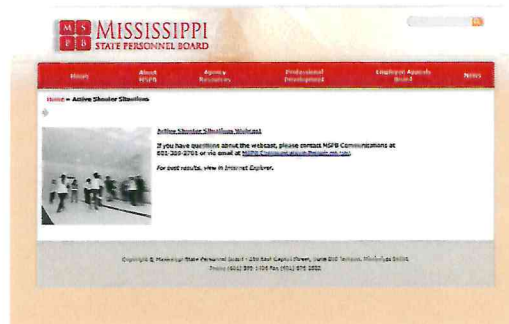
OR

To Screen Shot and Paste in Word Document:
CTRL + ALT + PrtScn
Open a Word Document and CTRL + V

Active Shooter Situations Webcast Instructions

In an Internet Explorer  browser, go to <http://www.mspb.ms.gov/active-shooter-situations.aspx>.

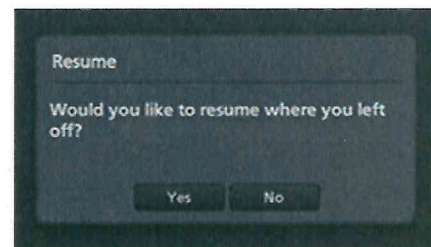
Step 1. Click the [Active Shooter Situations Webcast](#).



You may be prompted to enable adobe flash. Click allow and proceed.

Step 2. Watch all 22 Modules and complete all 3 Quizzes. (Approx. 20 mins)

If at any time you need to exit, you can click the link above again and click yes to resume.

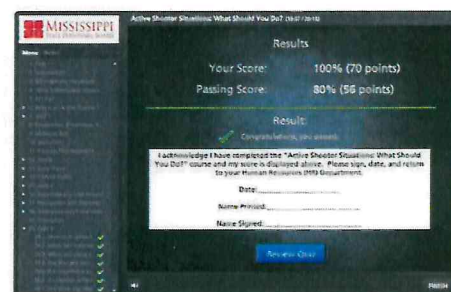


Step 3. At completing Quiz 3, Print & Submit results page.

You MUST have a passing score of 80%.

Print the final quiz results screen (module 20). Please print your name, sign the form and include your 900 number.

Submit your completed form to your supervisor or by emailing it to smphillips@deltastate.edu



To print, hit CTRL key + P key.

OR

To Screen Shot and Paste in Word Document:
CTRL + ALT + PrtScn
Open a Word Document and CTRL + V



Student Employment Code of Responsibility and Confidentiality Agreement

As a student employee, you may have access to individually identifiable confidential information, the disclosure of which is prohibited by the Family Educational Rights and Privacy Act of 1974 (FERPA). It is forbidden in any way to divulge, copy, release, sell, loan, review, transmit, alter, or destroy that information, including but not limited to personal, academic, and financial information about another student or employee. It is understood that all information gained from student and/or employee files (office or computer-generated) or heard in the course of employment is strictly confidential and, as such, is not to be shared with anyone other than those authorized to receive this information.

In addition, no files or copies of records may leave the office/department without approval. Files and copies of records are not to be left unattended in public areas for others to view. Violations could subject the student employee to criminal and civil penalties imposed by law. It is further understood that such willful or unauthorized disclosure also violates the university's policy and could constitute cause for disciplinary action, including termination of employment, regardless of whether criminal or civil penalties are imposed. A student employee must avoid acquiring student and/or employee records information that is not needed to complete an assigned job, nor should information be exchanged regarding what students learned about while performing assigned tasks, even a minor disclosure of information (e.g., telling another student of someone's class schedule) may be a violation, and result in penalties including termination.

Individual departments may have stricter policies regarding confidential records. Each employee holds a position of trust relative to maintaining the security and confidentiality of these records and must recognize the responsibility entrusted to them. Because conduct on or off the job may threaten the security and confidentiality of these records in any form, each student employee is expected to adhere to the following:

1. No one may make or permit the unauthorized use of any information in files maintained, stored, or processed.
2. No one is permitted to seek personal benefit or allow others to benefit personally by knowledge of any confidential information that has come to him/her by work assignment.
3. No one is to exhibit or divulge the contents of any record or report to any person except in the conduct of his/her work assignment and in accordance with DSU policies.
4. No one may knowingly include or cause to be included in any record or report a false, inaccurate, or misleading entry.
5. No official record or report, or copy thereof, may be removed from the office where it is maintained except in the performance of a person's duties.
6. No one is to abet or act in a conspiracy with another to violate part of this code.
7. Any knowledge of a violation of this code must be immediately reported to a supervisor.
8. The computer password that is provided is not to be used outside of the office/department and is not to be shared with anyone other than those authorized. Student employees are prohibited from accessing any computer system with another user's credentials, even if directly provided with another user's username and/or password. The student employee must ensure that terminals are properly signed off when not in use.

I understand that misuse of confidential information or records will result in the termination of my employment. Additionally, I fully understand that if I divulge or misuse confidential information, I will be subject to disciplinary action by the College and liable to civil and criminal prosecution under federal and state laws and regulations.

I have read, understand, and comply with Delta State University's Student Employment Code of Responsibility and Confidentiality Agreement.

Student Employee Name (Print)

Student ID Number

Signature

Date



EMPLOYEE DIRECT DEPOSIT AUTHORIZATION

Direct Deposit is available to all faculty/staff employees of Delta State University. Your monthly statement from your financial institution will provide a record of all direct deposits. You may also verify your deposit through several services (i.e. telephone info-line, ATM machine, etc.) your financial institution provides. You will receive your pay stub showing your gross earnings, deductions, and net pay at the same time paychecks are available to those that are not participating in direct deposit. Please remember to notify our office of changed or closed accounts. This may delay the receipt of payments.

Instructions:

- Complete all information listed below including name and account number at financial institution and whether deposit to a checking or savings account is requested.
- *Checking Account – Attach a voided check, letter or statement from your financial institution which includes the financial institution's routing number and your account number.*
- *Savings Account – Attach a letter or statement from your financial institution which includes the financial institution's routing number and your account number.*
- Sign and return form to the Human Resource Department, Kent Wyatt Hall 249. If you have a joint account, both signatures are required to initiate a direct deposit. Should you have any questions, please contact us at 662-846-4035.

EMPLOYEE'S AUTHORIZATION: I (we) hereby authorize DELTA STATE UNIVERSITY and the financial institution listed below to initiate credit entries, and to initiate, if necessary, debit entries and adjustments for any credit entries in error to my account listed below. This authority will remain in effect until I have cancelled in writing with sufficient notice to allow the financial institution and Delta State University adequate time to act on it.

This is an authorization to: Establish New Direct Deposit Account Change Existing Direct Deposit Account

- Checking account** – A voided check, letter or statement from your financial institution that includes the routing number and your account number is required to process this authorization.
- Savings Account** – A letter or statement from your financial institution that includes the routing number and your account number is required to process this authorization.

Financial Institution

City, State, Zip

Account Number

Routing Number

Date

Employee's Name

900 Number

Employee's Signature

Joint Account's Signature (if applicable)

Note: On joint accounts, both signatures are required



New Health Insurance Marketplace Coverage Options and Your Health Coverage

Form Approved
OMB No. 1210-0149
(expires 6-30-2023)

PART A: General Information

When key parts of the health care law take effect in 2014, there will be a new way to buy health insurance: the Health Insurance Marketplace. To assist you as you evaluate options for you and your family, this notice provides some basic information about the new Marketplace and employment-based health coverage offered by your employer.

What is the Health Insurance Marketplace?

The Marketplace is designed to help you find health insurance that meets your needs and fits your budget. The Marketplace offers "one-stop shopping" to find and compare private health insurance options. You may also be eligible for a new kind of tax credit that lowers your monthly premium right away. Open enrollment for health insurance coverage through the Marketplace begins in October 2013 for coverage starting as early as January 1, 2014.

Can I Save Money on my Health Insurance Premiums in the Marketplace?

You may qualify to save money and lower your monthly premium, but only if your employer does not offer coverage, or offers coverage that doesn't meet certain standards. The savings on your premium that you're eligible for depends on your household income.

Does Employer Health Coverage Affect Eligibility for Premium Savings through the Marketplace?

Yes. If you have an offer of health coverage from your employer that meets certain standards, you will not be eligible for a tax credit through the Marketplace and may wish to enroll in your employer's health plan. However, you may be eligible for a tax credit that lowers your monthly premium, or a reduction in certain cost-sharing if your employer does not offer coverage to you at all or does not offer coverage that meets certain standards. If the cost of a plan from your employer that would cover you (and not any other members of your family) is more than 9.5% of your household income for the year, or if the coverage your employer provides does not meet the "minimum value" standard set by the Affordable Care Act, you may be eligible for a tax credit.¹

Note: If you purchase a health plan through the Marketplace instead of accepting health coverage offered by your employer, then you may lose the employer contribution (if any) to the employer-offered coverage. Also, this employer contribution—as well as your employee contribution to employer-offered coverage—is often excluded from income for Federal and State income tax purposes. Your payments for coverage through the Marketplace are made on an after-tax basis.

How Can I Get More Information?

For more information about your coverage offered by your employer, please check your summary plan description or contact _____.

The Marketplace can help you evaluate your coverage options, including your eligibility for coverage through the Marketplace and its cost. Please visit HealthCare.gov for more information, including an online application for health insurance coverage and contact information for a Health Insurance Marketplace in your area.

¹ An employer-sponsored health plan meets the "minimum value standard" if the plan's share of the total allowed benefit costs covered by the plan is no less than 80 percent of such costs.

PART B: Information About Health Coverage Offered by Your Employer

This section contains information about any health coverage offered by your employer. If you decide to complete an application for coverage in the Marketplace, you will be asked to provide this information. This information is numbered to correspond to the Marketplace application.

3. Employer name Delta State University		4. Employer Identification Number (EIN) 64-6026565	
5. Employer address Kent Wvatt Hall, Suite 249		6. Employer phone number 662-846-4035	
7. City Cleveland	8. State MS	9. ZIP code 38733	
10. Who can we contact about employee health coverage at this job? Department of Human Resources			
11. Phone number (if different from above) 662-846-4035		12. Email address DSUhrjobs@deltastate.edu	

Here is some basic information about health coverage offered by this employer:

•As your employer, we offer a health plan to:

All employees. Eligible employees are:

A faculty or staff member employed at least fifty percent (50%) time for an anticipated four and one-half (4 ½) months who receive compensation directly from Delta State University and is making contributions to a retirement plan approved by the Mississippi Public Employees' Retirement System.

Some employees. Eligible employees are:

•With respect to dependents:

We do offer coverage. Eligible dependents are:

The employee's spouse or partner as defined by Mississippi or federal law, unless the spouse and/or partner is also an eligible employee under the Plan. The employee's natural child, stepchild, legally adopted child, foster child, child placed in the employee's home in anticipation of adoption, child for whom the employee is legal guardian, child for whom the employee has legal custody, or child of the employee who is required to be covered by reasons of Qualified Medical Child Support Order up to age 26.

We do not offer coverage.

If checked, this coverage meets the minimum value standard, and the cost of this coverage to you is intended to be affordable, based on employee wages.

** Even if your employer intends your coverage to be affordable, you may still be eligible for a premium discount through the Marketplace. The Marketplace will use your household income, along with other factors, to determine whether you may be eligible for a premium discount. If, for example, your wages vary from week to week (perhaps you are an hourly employee or you work on a commission basis), if you are newly employed mid-year, or if you have other income losses, you may still qualify for a premium discount.

If you decide to shop for coverage in the Marketplace, HealthCare.gov will guide you through the process. Here's the employer information you'll enter when you visit HealthCare.gov to find out if you can get a tax credit to lower your monthly premiums.

TAX NOTICE:

International Students

The United States has tax treaties with a number of foreign countries. Under these treaties, residents of foreign countries are taxed at a reduced rate or are exempt from US federal taxes on certain items of income they receive from sources within the United States.

Please review the information on the IRS website concerning these treaties for more information.

<https://www.irs.gov/businesses/international-businesses/united-states-income-tax-treaties-a-to-z>

If eligible, you should consult with your tax preparer to determine if you should claim this exemption.

You can revise your tax status by completing a new W4 Federal Tax form and returning it to Human Resources, Kent Wyatt Hall 249.

Changes will be effective on the next pay period after receipt of the form.