

# DELTA STATE UNIVERSITY FACT BOOK



1988-89

OFFICE OF INSTITUTIONAL RESEARCH  
AND PLANNING

# DELTA STATE UNIVERSITY

## FACTBOOK

### TABLE OF CONTENTS

Foreword	i
Institutional Mission	1
Enrollment Summary by Semester 1988-1989	3
On-Campus Enrollment Full-time/Part-time - Fall, 1988	4
On-Campus Enrollment By Race - Fall, 1988	5
On-Campus Enrollment by Sex - Fall, 1988	6
Enrollment by Level - Fall, 1988	7
On-Campus Enrollment Resident/Nonresident - Fall, 1988	8
On-Campus Enrollment by School - Fall, 1988	9
On-Campus Enrollment by County - Fall, 1988	10
Enrollment Summary 1979-1988	11
On-Campus Headcount Enrollment 1979-1988	12
Semester Credit Hour Production 1988-1989	13
Semester Credit Hour Production	14
Degrees Conferred by CIP Category 1984-1989	15
Grade Distribution - Fall, 1988	16
ACT Scores Fall Freshmen, 1988	17
Faculty Characteristics 1979-1988	18
Tuition and Fees 1979-1988	19
Current Fund Revenues & Expenditures 1988-1989	20
Current Fund Expenditures 1988-1989	21
Current Fund Revenues 1988-1989	22
President's Annual Report 1988-1989	23

# FOREWORD

The Delta State University Fact Book is an annual publication that provides a ready source of information to answer questions frequently asked about the University. This edition contains a statistical overview of operations for the 1988-89 academic year. Included is information, both past and present, concerning enrollment, student characteristics, faculty characteristics, income, and expenditures. Its primary purpose is to promote understanding for those seeking information about Delta State University.

Most of the information in this edition was obtained from statistical reports published by the Board of Trustees of Mississippi Institutions of Higher Learning. The data submitted to the Board of Trustees for this report represent not only the work of the Office of Institutional Research and Planning but of various administrative offices such as the Offices of the Registrar, Admissions, Personnel, Academic Affairs, Financial Affairs, and Data Processing. Without their continued assistance and cooperation, this publication would not be possible. We extend to them our sincere appreciation.

The Office of Institutional Research and Planning, in its on-going effort to provide timely management information, encourages your comments and suggestions for improvement. We hope you find this 1988-89 Fact Book both informative and useful.

Charlett Hollomon, Fact Book Coordinator  
Richard S. Myers, Director  
Office of Institutional Research and Planning

# DELTA STATE UNIVERSITY

## INSTITUTIONAL MISSION

### HISTORY OF THE UNIVERSITY

Delta State Teachers College was created by the Mississippi Legislature in 1924 with the following purpose: "to qualify teachers for the public schools of this state, by imparting instruction in the art and practice of teaching in all branches of study which pertain to common school education, and other such studies as the Board of Trustees may from time to time prescribe." Over the years changes in institutional purpose, reflected through increasing enrollment, expanded curriculum, and additional degree offerings resulted in name changes to Delta State College in 1955 and to Delta State University in 1974.

### DESCRIPTION OF THE UNIVERSITY

Delta State is a public institution, receiving primary funding from the state; however, it also seeks and receives support from private and federal sources, as well as tuition revenue. The University provides a comprehensive undergraduate curriculum, offering 14 baccalaureate degrees in 44 majors. It also seeks to meet the need for advanced training in certain fields by providing programs of study for four master's degrees, the Educational Specialist degree, and the Doctor of Education degree.

Serving as the cultural and educational center of the region, Delta State University is located in Cleveland. The Mississippi Delta, a twenty-county, northwestern region, which is rich in various ethnic and cultural groups, provides approximately 80 percent of the University's enrollment. Between 10 and 15 percent of the students attend from other parts of the state, while slightly under 10 percent of the students reside outside the state. Accordingly, the University identifies the Delta as its primary public service region, while acknowledging the importance of research and service that will also benefit the state and nation.

### PHILOSOPHY AND VALUES

The philosophy of Delta State is best expressed by its commitment to provide educational and cultural experiences designed to enhance and fulfill the potential of all persons without regard to race, religion, national origin, sex, or age. Furthermore, as students have diverse goals, backgrounds, and limitations on their finances, time, and mobility, the University, through its programs and support services, provides a variety of activities and growth opportunities. At the heart of its curriculum, the University provides an undergraduate education in the arts and sciences, business, education, and nursing. Graduate study in education and business and continuing education programs in a variety of areas also prepare the student for leadership roles. A comprehensive student affairs program is designed to support the academic structure of the University.

### DESCRIPTION OF STUDENTS

Delta State offers these educational experiences to a student body from a broad range of cultural, socio-economic, and racial backgrounds. Twenty percent of the students belong to racial minority groups. Approximately 75 percent of its students, relatively balanced numerically by gender, attend the institution full-time, with 40 percent living in University housing. While many of its students come from middle socio-economic levels, the institution is committed to providing access and support for qualified students from all backgrounds. The numbers of students pursuing degrees in the Schools of Arts and Sciences, Business, and Education are comparable, with smaller numbers in the School of Nursing and in various pre-professional areas.

### FUNCTIONS OF THE UNIVERSITY

The University provides an atmosphere conducive to intellectual, cultural, spiritual, moral, physical, and social development. While placing emphasis on the high quality of its instructional program, Delta State recognizes the close connection between instruction and scholarly research. To achieve its goals, the University retains an outstanding faculty, dedicated to teaching, creative scholarly activity, and public service. In each of these areas, the institution provides the necessary educational support, physical resources, and administrative services to create a community of scholars in which knowledge is both shared and generated.

### SKILLS AND ATTITUDES ACQUIRED BY STUDENTS

The primary "product" of Delta State is its undergraduate student. The University provides a program in general, undergraduate education, emphasizing cultural development, communication, and computation, along with an understanding - both appreciative and critical - of human achievement. As a result, students develop the ability to understand and evaluate the thoughts of others and to express their own thoughts effectively. From their major discipline, students gain a depth of understanding in one or more fields of learning, including the techniques of research and performance identified with those fields. The University also strives to provide for students the opportunity to develop human relations skills through participation in extra-curricular activities and involvement with student organizations. Finally, graduates are encouraged to maintain close ties with the University as they make contributions to society whether through employment or advanced study.

### DELTA STATE UNIVERSITY

In response to the needs of students, Delta State University is large enough to offer a wide range of high-quality programs and, at the same time, small enough to provide a friendly environment, limited-enrollment classes, and opportunity for significant student - faculty interactions. Delta State takes pride in its past and its present, but its future holds virtually unlimited promise: the quality of life in the Mississippi Delta will be crucially linked with the University's commitment to excellence in instruction, in research, and in public service.

# DELTA STATE UNIVERSITY

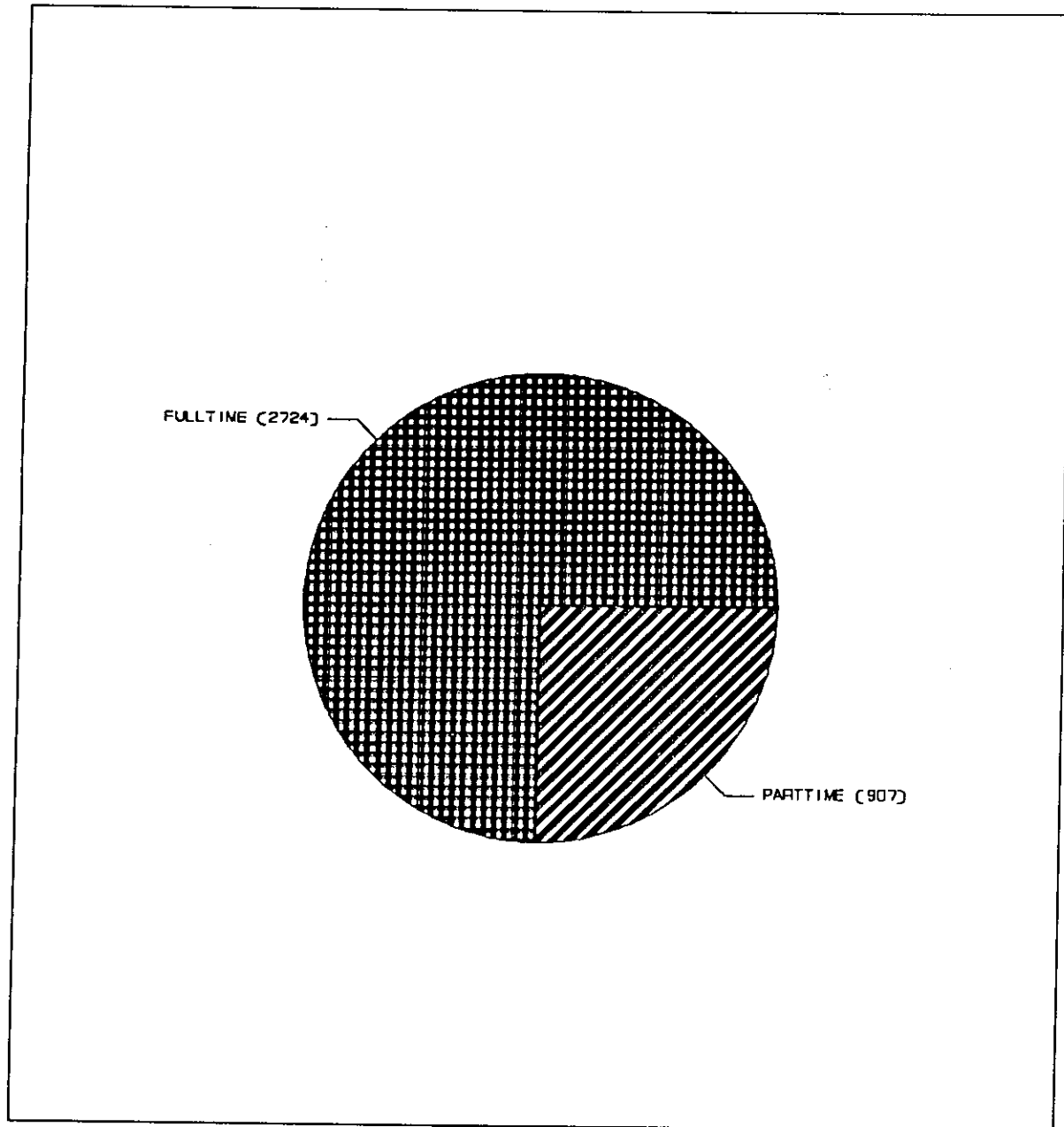
## ENROLLMENT SUMMARY BY SEMESTER

	I SUM 88	II SUM 88	FALL 88	SPRING 89
<b>RACE</b>				
WHITE	949	756	2897	2629
BLACK	385	269	707	702
OTHER	14	9	27	21
total	1348	1034	3631	3352
<b>SEX</b>				
FEMALE	912	693	2154	1955
MALE	436	341	1477	1397
total	1348	1034	3631	3352
<b>LEVEL</b>				
LOWER	210	191	1305	1091
UPPER	735	517	1703	1688
GRADUATE	403	326	623	573
total	1348	1034	3631	3352
<b>RESIDENCY</b>				
RESIDENT OF MS	1286	983	3404	3142
NONRESIDENT OF MS	62	51	227	210
total	1348	1034	3631	3352
<b>SCHOOL</b>				
ARTS & SCIENCES	465	317	1438	1286
BUSINESS	351	294	1159	1105
EDUCATION	499	405	951	887
NURSING	33	18	83	74
total	1348	1034	3631	3352

# DELTA STATE UNIVERSITY

## ON-CAMPUS ENROLLMENT FULL-TIME/PART-TIME

### FALL, 1988

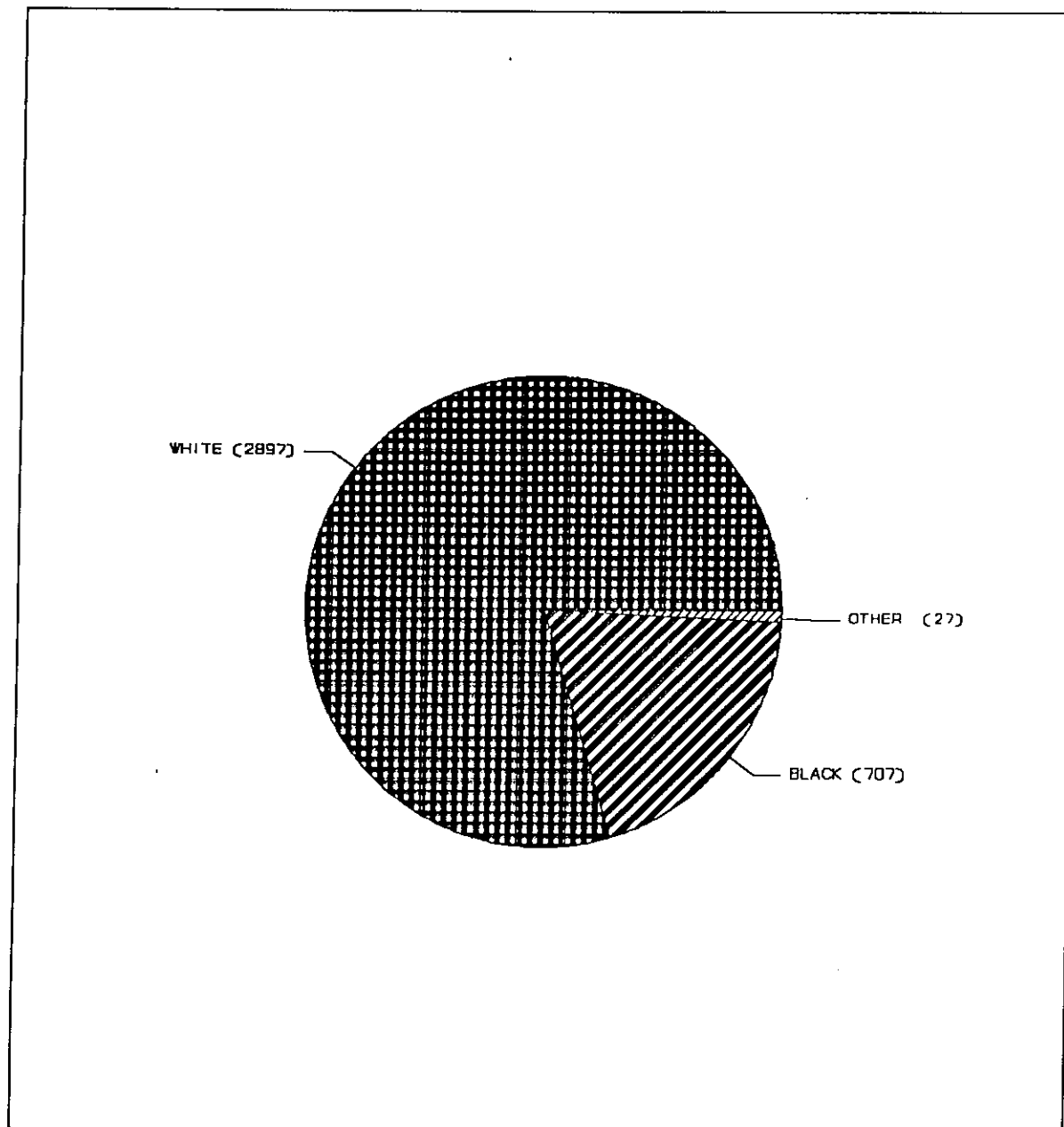


Source: IHL Statistical Report

# DELTA STATE UNIVERSITY

## ON-CAMPUS ENROLLMENT BY RACE

FALL, 1988






# DELTA STATE UNIVERSITY

## ON-CAMPUS ENROLLMENT BY SEX

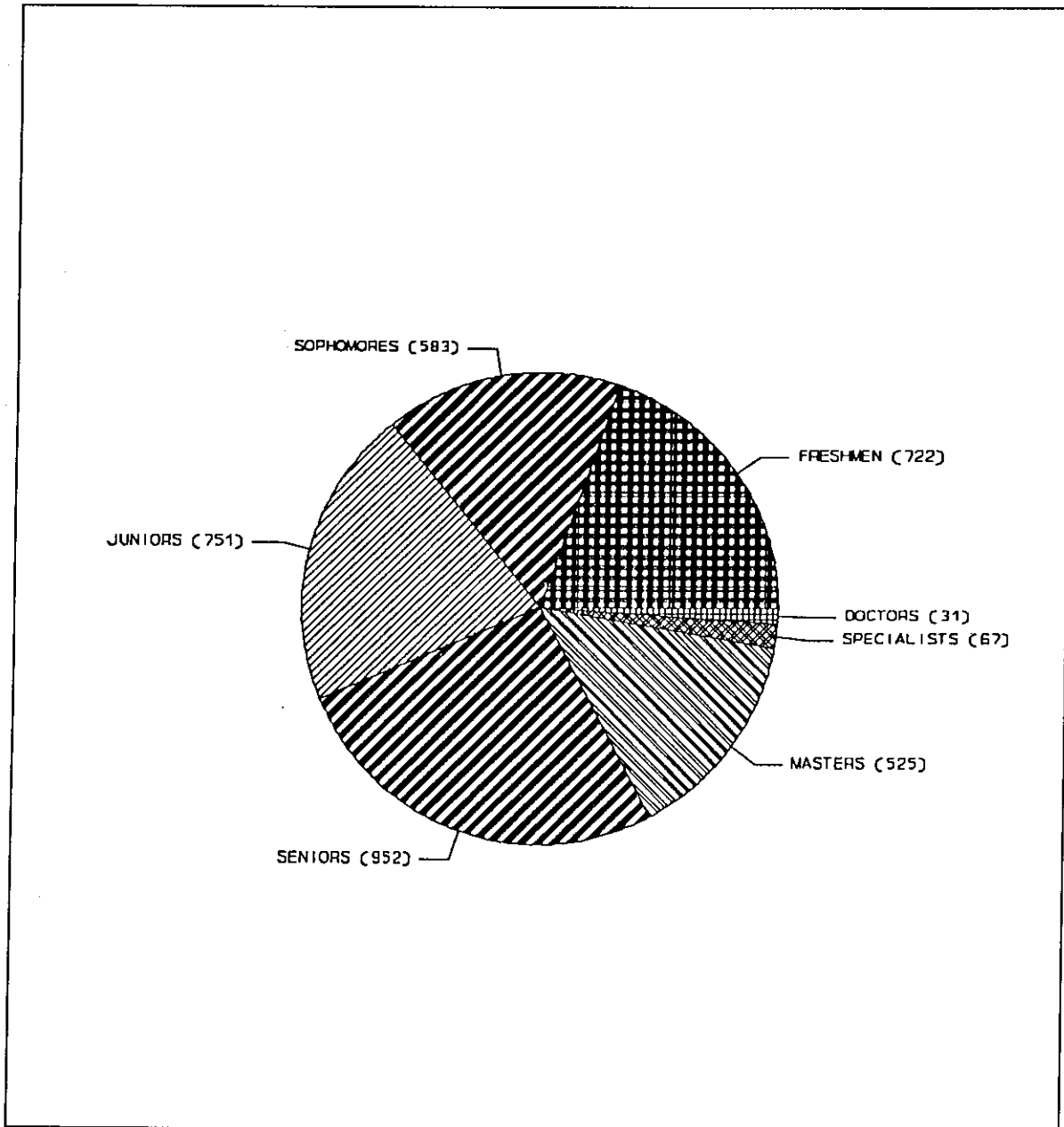
FALL, 1988



# DELTA STATE UNIVERSITY

## ENROLLMENT BY LEVEL


FALL, 1988



# DELTA STATE UNIVERSITY

## ON-CAMPUS ENROLLMENT RESIDENT/NONRESIDENT

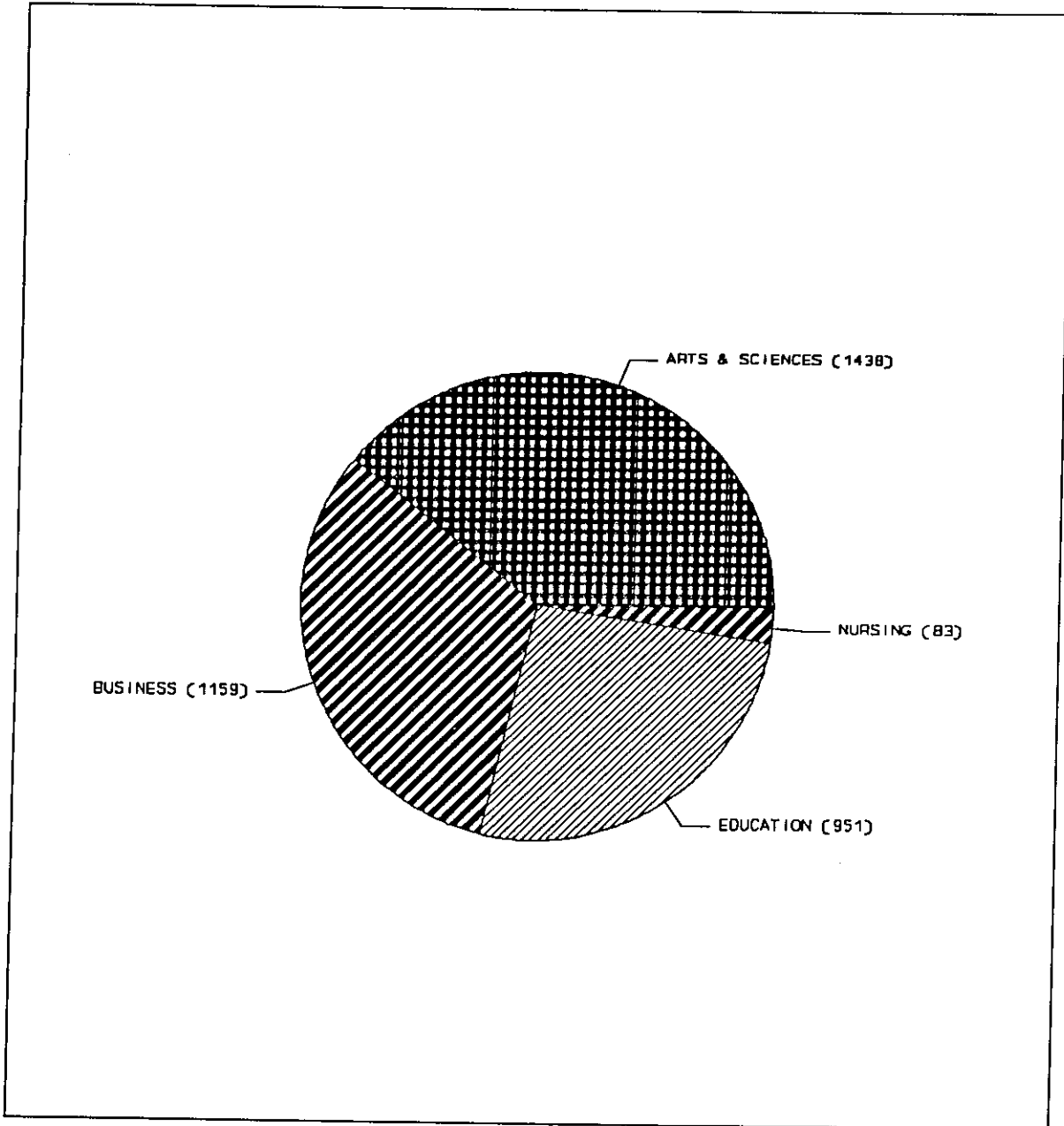
FALL, 1988



# DELTA STATE UNIVERSITY

## ON-CAMPUS ENROLLMENT BY SCHOOL

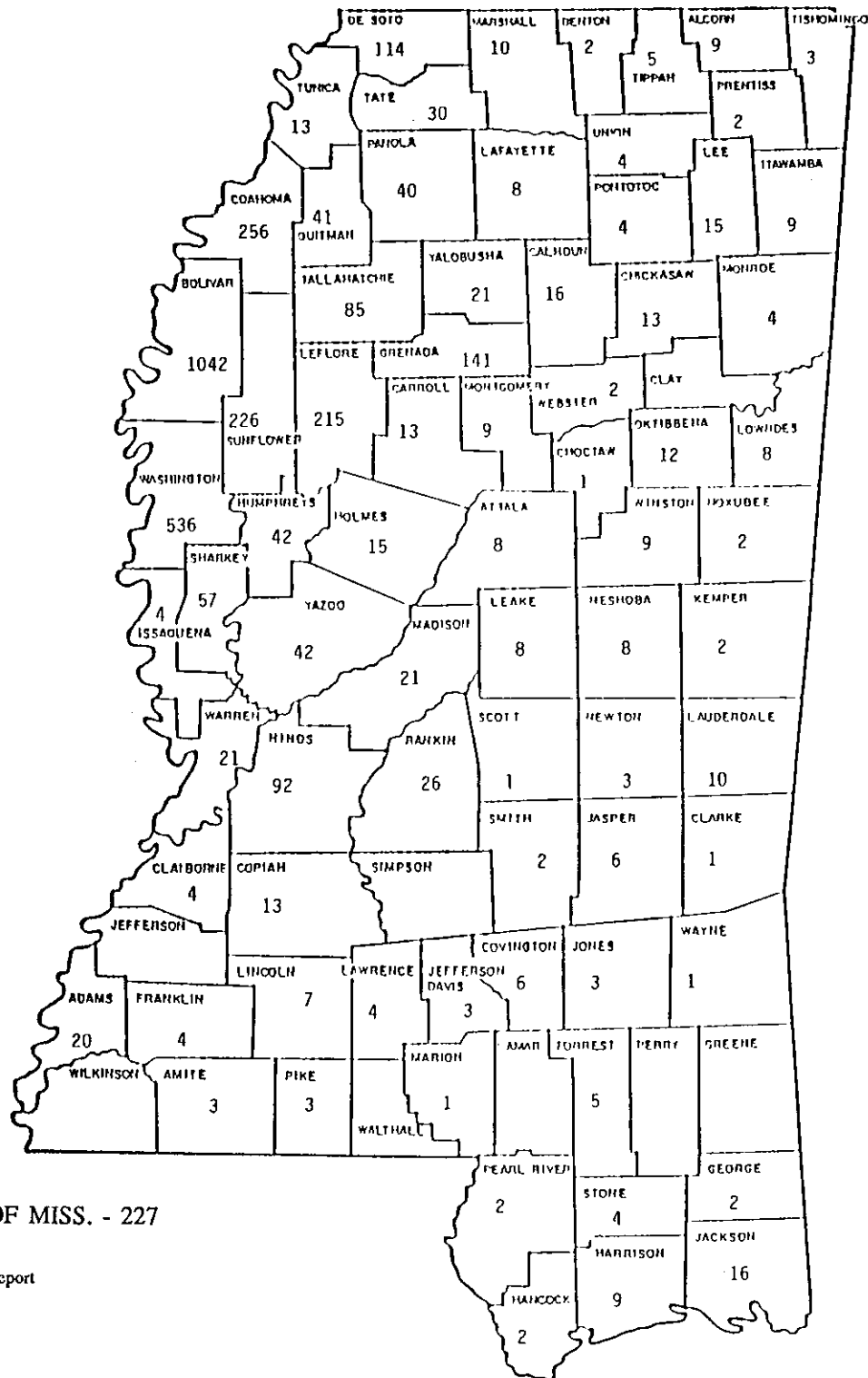
### FALL, 1988



# DELTA STATE UNIVERSITY

## ON-CAMPUS ENROLLMENT BY COUNTY

### FALL, 1988



NON-RESIDENT OF MISS. - 227

Source: DSU Statistical Report

# DELTA STATE UNIVERSITY

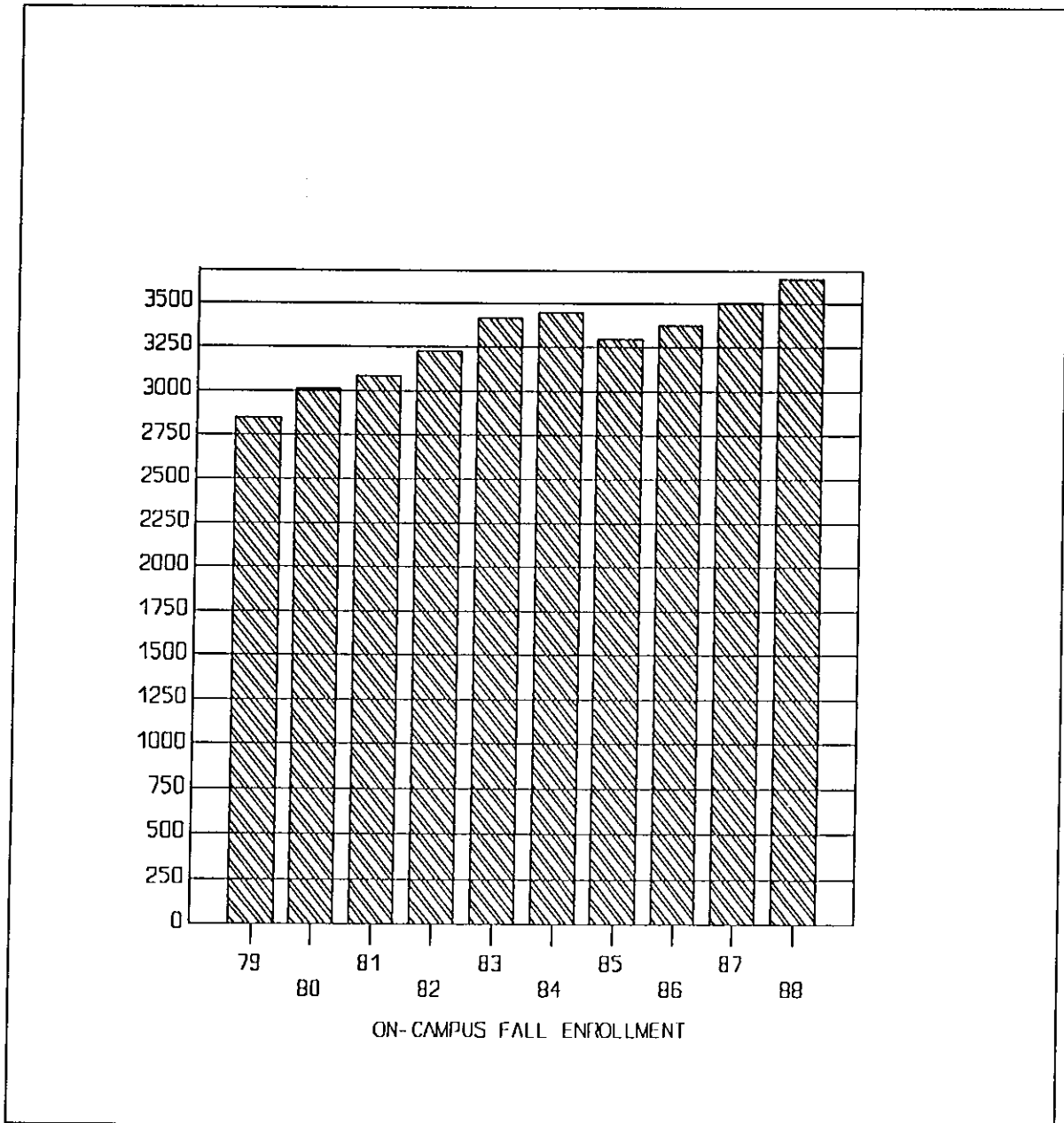
## ENROLLMENT SUMMARY

	SCHOOL YEAR	SCHOOL YEAR	SCHOOL YEAR	SCHOOL YEAR	SCHOOL YEAR	SCHOOL YEAR	SCHOOL YEAR	SCHOOL YEAR	SCHOOL YEAR	SCHOOL YEAR	SCHOOL YEAR	SCHOOL YEAR
HEADCOUNT	79-80	80-81	81-82	82-83	83-84	84-85	85-86	86-87	87-88	88-89		
HEADCOUNT - FULLTIME	2186	2244	2288	2366	2453	2533	1776	2441	2577	2724		
HEADCOUNT - PARTTIME	663	767	796	856	962	912	1518	931	925	907		
HEADCOUNT - TOTAL	2849	3011	3084	3222	3415	3445	3294	3372	3502	3631		
HEADCOUNT - FRESHMAN	762	585	567	750	816	689	704	702	731	722		
HEADCOUNT - SOPHOMORE	539	631	595	528	584	565	485	503	551	583		
HEADCOUNT - JUNIOR	622	695	729	682	681	768	721	639	662	751		
HEADCOUNT - SENIOR	523	732	747	815	956	997	957	962	926	952		
HEADCOUNT-TOTAL UNDERGRAD	2446	2643	2638	2775	3037	3019	2867	2806	2870	3008		
HEADCOUNT-TOTAL GRADUATE	403	368	446	447	378	426	427	566	632	623		
HEADCOUNT - MALE	1187	1237	1280	1317	1410	1448	1446	1486	1526	1477		
HEADCOUNT - FEMALE	1662	1774	1804	1905	2005	1997	1848	1886	1976	2154		
HEADCOUNT - RESIDENT	2713	2879	2931	3051	3197	3222	3135	3091	3256	3404		
HEADCOUNT - NONRESIDENT	136	132	153	171	218	223	159	281	246	227		
FTE												
FTE - LOWER	1173	1096	1063	1143	1234	1134	1053	1135	1218	1233		
FTE - UPPER	1064	1258	1286	1307	1383	1501	1374	1449	1450	1555		
FTE - GRADUATE	228	204	255	251	224	257	200	258	283	287		
FTE - TOTAL	2465	2258	2604	2701	2841	2892	2627	2842	2951	3075		

# DELTA STATE UNIVERSITY

## ON-CAMPUS HEADCOUNT ENROLLMENT

1979-1989



# DELTA STATE UNIVERSITY

## SEMESTER CREDIT HOUR PRODUCTION 1988-1989

LEVEL	1988 I SUM	1988 II SUM	1988 FALL	1989 SPRING
LOWER	4453	3141	22432	20893
UPPER	1420	1410	17264	16946
GRADUATE I	809	445	1643	1647
GRADUATE II			1107	946
TOTAL	6682	4996	42446	40432
ARTS/SCIENCES				
ART	174	96	1506	1455
BIOLOGICAL SCIENCE	428	92	1919	1813
HISTORY	183	174	2025	1764
LANGUAGES & LITERATURE	915	612	5065	4495
MATHEMATICS	525	234	2699	2414
MILITARY SCIENCE	6	0	388	341
MUSIC	58	85	1818	1395
PHYSICAL SCIENCE	332	277	1871	1650
SOCIAL WORK	24	18	336	429
SOCIAL SCIENCE	411	387	2406	2688
SPEECH & HEARING SCIENCE	0	0	499	406
SUBTOTAL	3056	1975	20532	18850
BUSINESS				
ACCOUNTING	216	363	1728	1770
COMPUTER INFO SERVICES	156	132	1890	1866
BUSINESS ED & SECRETARIAL	45	0	834	762
ECONOMICS & FINANCE	456	87	3333	3468
MANAGEMENT & MARKETING	405	390	2748	2919
COMMERCIAL AVIATION	87	90	1457	1212
SUBTOTAL	1365	1062	11990	11997
EDUCATION				
CURRICULUM & INSTRUCTION	867	777	2937	3097
BEHAVIORAL SCIENCES	1007	897	3864	3355
HEALTH & PHYSICAL ED	364	285	2170	2190
HOME ECONOMICS	21	0	635	540
SUBTOTAL	2259	1959	9606	9182
NURSING				
NURSING	2	0	318	403
SUBTOTAL	2	0	318	403
TOTAL	6682	4996	42446	40432

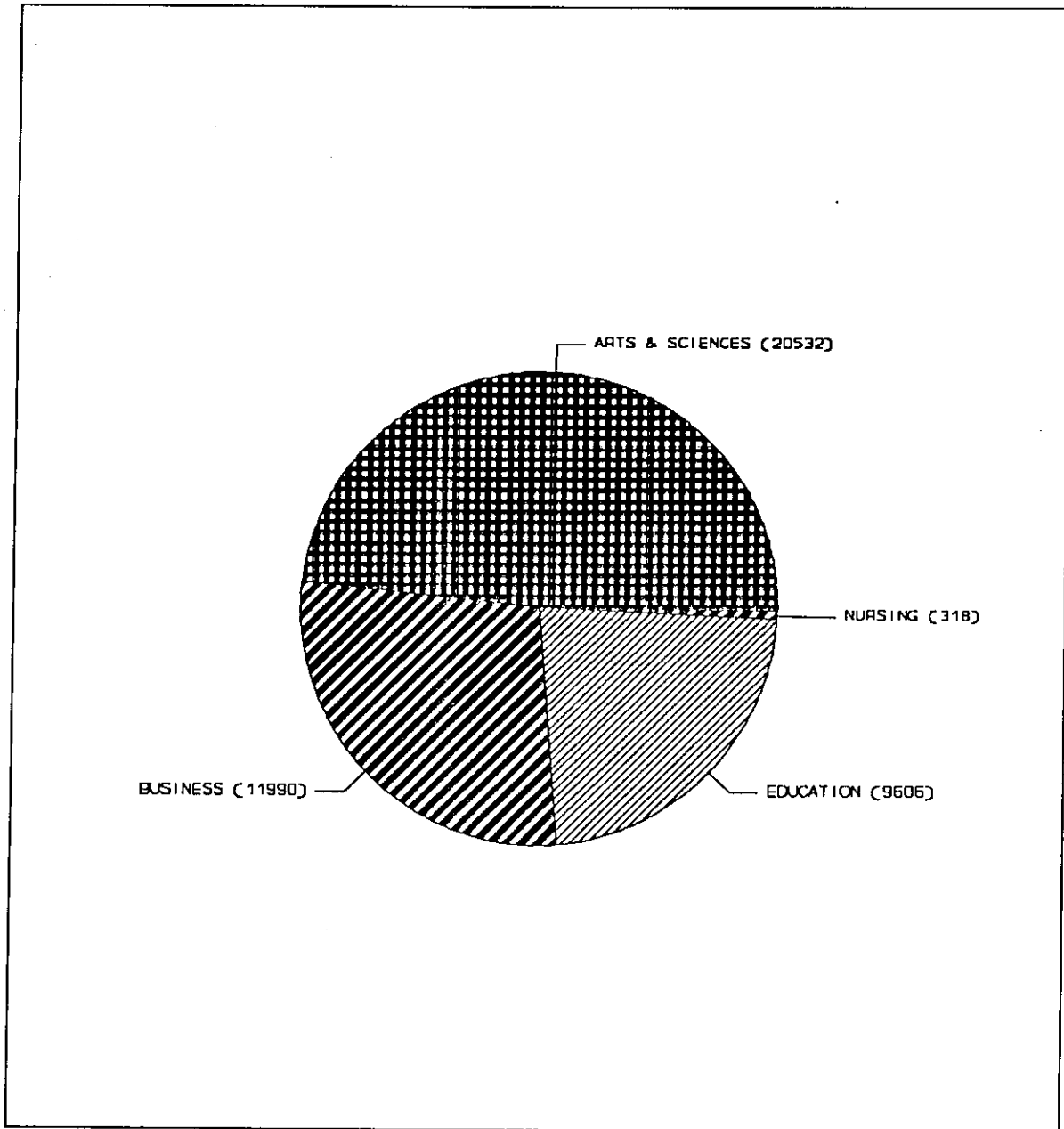
Source: IHL Statistical Report; Separate Grad I & Grad II hours were unavailable for Summer, 1988.



# DELTA STATE UNIVERSITY

## SEMESTER CREDIT HOUR PRODUCTION

### FALL, 1988



# DELTA STATE UNIVERSITY

## DEGREES CONFERRED BY CIP CATEGORY \*

	YEAR 1984	YEAR 1985	YEAR 1986	YEAR 1987	YEAR 1988	YEAR 1989
<b>BACHELOR'S DEGREES</b>						
ARCHITECTURE & DESIGN	2	3	0	0	0	0
BUSINESS & MANAGEMENT	170	238	196	252	229	190
OFFICE ADMINISTRATION	10	13	14	9	6	4
MARKETING & DISTRIBUTION	5	2	1	5	11	8
EDUCATION	106	118	78	111	97	77
FOREIGN LANGUAGES	3	6	2	2	0	0
ALLIED HEALTH	1	1	5	1	3	2
HEALTH SCIENCES	21	36	19	18	21	25
HOME ECONOMICS	5	0	7	7	9	4
LETTERS	9	5	14	7	7	10
LIBRARY & ARCHIVAL SCI	0	1	0	0	0	0
LIFE SCIENCE	33	27	39	31	24	34
MATHEMATICS	3	4	5	5	10	6
MULTI/INTERDISCIPLINARY	10	3	1	1	1	1
PHYSICAL SCIENCE	7	9	15	16	10	10
PSYCHOLOGY	16	10	23	7	10	20
CRIMINAL JUSTICE	23	27	20	23	22	21
SOCIAL WORK	12	8	11	2	10	13
SOCIAL SCIENCES	27	14	16	15	21	15
AVIATION	6	7	15	24	16	33
VISUAL & PERFORMING ARTS	16	25	24	31	21	13
TOTAL	485	557	505	567	528	486
<b>MASTER'S DEGREES</b>						
BUSINESS & MANAGEMENT	15	25	23	17	12	17
EDUCATION	83	89	109	93	85	95
LETTERS	0	2	0	1	0	0
LIBRARY & ARCHIVAL SCI	2	0	0	0	0	0
MULTI/INTERDISCIPLINARY	2	0	0	0	0	0
SOCIAL SCIENCES	0	1	0	0	0	0
TOTAL	102	117	132	111	97	112
<b>SPECIALIST'S DEGREES</b>						
EDUCATION	9	14	15	20	8	21
TOTAL	9	14	15	20	8	21
<b>DOCTOR'S DEGREES</b>						
EDUCATION	1	5	1	3	6	2
TOTAL	1	5	1	3	6	2

Source: IHL Statistical Report

\* A Classification of Instructional Programs (CIP) developed by the U.S. Dept. of Education.

# DELTA STATE UNIVERSITY

## GRADE DISTRIBUTION

FALL, 1988

	A	B	C	D	F	I	W	L	CR
<b>ARTS/SCIENCES</b>	1947 25.0%	2126 27.3%	1743 22.4%	623 8.0%	644 8.3%	45 0.6%	456 5.9%	13 0.2%	194 2.5%
<b>BUSINESS</b>	1160 27.5%	1359 32.3%	898 21.3%	297 7.1%	272 6.5%	27 0.6%	196 4.7%	0 0.0%	3 0.1%
<b>EDUCATION</b>	1714 42.3%	1182 29.1%	478 11.8%	148 3.6%	121 3.0%	82 2.0%	164 4.0%	4 0.1%	163 4.0%
<b>NURSING</b>	50 31.4%	70 44.0%	32 20.1%	5 3.1%	1 0.6%	1 0.6%	0 0.0%	0 0.0%	0 0.0%
<b>UNIVERSITY TOTALS</b>	4871 30.0%	4737 29.2%	3151 19.4%	1073 6.6%	1038 6.4%	155 1.0%	816 5.0%	17 0.1%	360 2.2%

Source: DSU Statistical Report

# DELTA STATE UNIVERSITY

## ACT SCORES FALL FRESHMEN, 1988

STANDARD SCORES	ENGLISH	MATH	SOCIAL STUDIES	NATURAL SCIENCES	COMPOSITE
36	0	0	0	0	0
35	0	0	0	0	0
34	0	0	0	3	0
33	2	0	1	0	0
32	0	0	0	4	0
31	1	0	3	10	1
30	1	4	5	20	1
29	5	0	7	14	4
28	5	2	9	8	8
27	8	7	5	9	8
26	15	11	23	24	15
25	11	9	16	23	18
24	24	13	20	24	19
23	35	25	24	26	22
22	41	20	16	32	31
21	51	29	18	34	23
20	59	25	20	25	30
19	44	33	22	44	30
18	41	32	26	34	35
17	33	27	7	35	47
16	16	35	28	18	63
15	25	29	28	22	57
14	9	28	24	18	20
13	9	28	28	8	8
12	4	21	27	7	5
11	4	9	30	4	3
10	3	20	28	1	0
9	1	15	9	2	1
8	0	8	12	0	0
7	1	12	7	0	0
6	1	6	3	0	0
5	0	0	0	0	0
4	0	0	2	0	0
3	0	0	0	0	0
2	0	1	0	0	0
1	0	0	1	0	0
MEAN	20.0	16.9	17.3	21.1	19.0

# DELTA STATE UNIVERSITY

## FACULTY CHARACTERISTICS

	SCHOOL YEAR 79-80	SCHOOL YEAR 80-81	SCHOOL YEAR 81-82	SCHOOL YEAR 82-83	SCHOOL YEAR 83-84	SCHOOL YEAR 84-85	SCHOOL YEAR 85-86	SCHOOL YEAR 86-87	SCHOOL YEAR 87-88	SCHOOL YEAR 88-89
FACULTY-TENURE	51	58	58	61	60	66	68	63	59	60
FACULTY-NON-TENURE	98	131	150	148	142	141	135	157	161	175
FACULTY-MALE	99	124	135	140	137	134	133	142	148	153
FACULTY-FEMALE	50	65	73	69	65	73	70	78	72	82
FACULTY-PROFESSOR	35	52	64	60	61	63	65	66	73	77
FACULTY-ASSOC PROF	31	32	30	35	31	38	36	31	21	19
FACULTY-ASST PROF	54	62	61	57	57	49	58	49	55	55
FACULTY-INSTRUCTOR	29	43	53	57	52	56	42	65	64	74
FACULTY-OTHER	0	0	0	0	1	1	2	9	7	10
FACULTY AGE OVER 65	1	0	1	1	2	1	1	1	1	3
FACULTY AGE 61-65	6	10	11	11	11	11	9	9	10	11
FACULTY AGE 51-60	25	32	33	30	32	38	33	35	35	42
FACULTY AGE 41-50	32	39	47	52	57	73	71	76	86	93
FACULTY AGE 31-40	70	83	82	87	76	70	70	80	70	68
FACULTY AGE 21-30	15	25	34	28	24	14	19	19	18	18
FACULTY-DOCTORAL		95	100	102	102	107	107	103	100	102
FACULTY-FIRST PROF		0	1	0	1	2	2	3	6	4
FACULTY-SPECIALIST		3	2	2	1	1	1	2	3	6
FACULTY-MASTER'S		88	99	101	96	94	90	104	102	114
FACULTY-BACHELOR'S		3	6	4	2	3	3	8	9	9
FACULTY-TOTAL	149	189	208	209	202	207	203	220	220	235
FACULTY RANK										

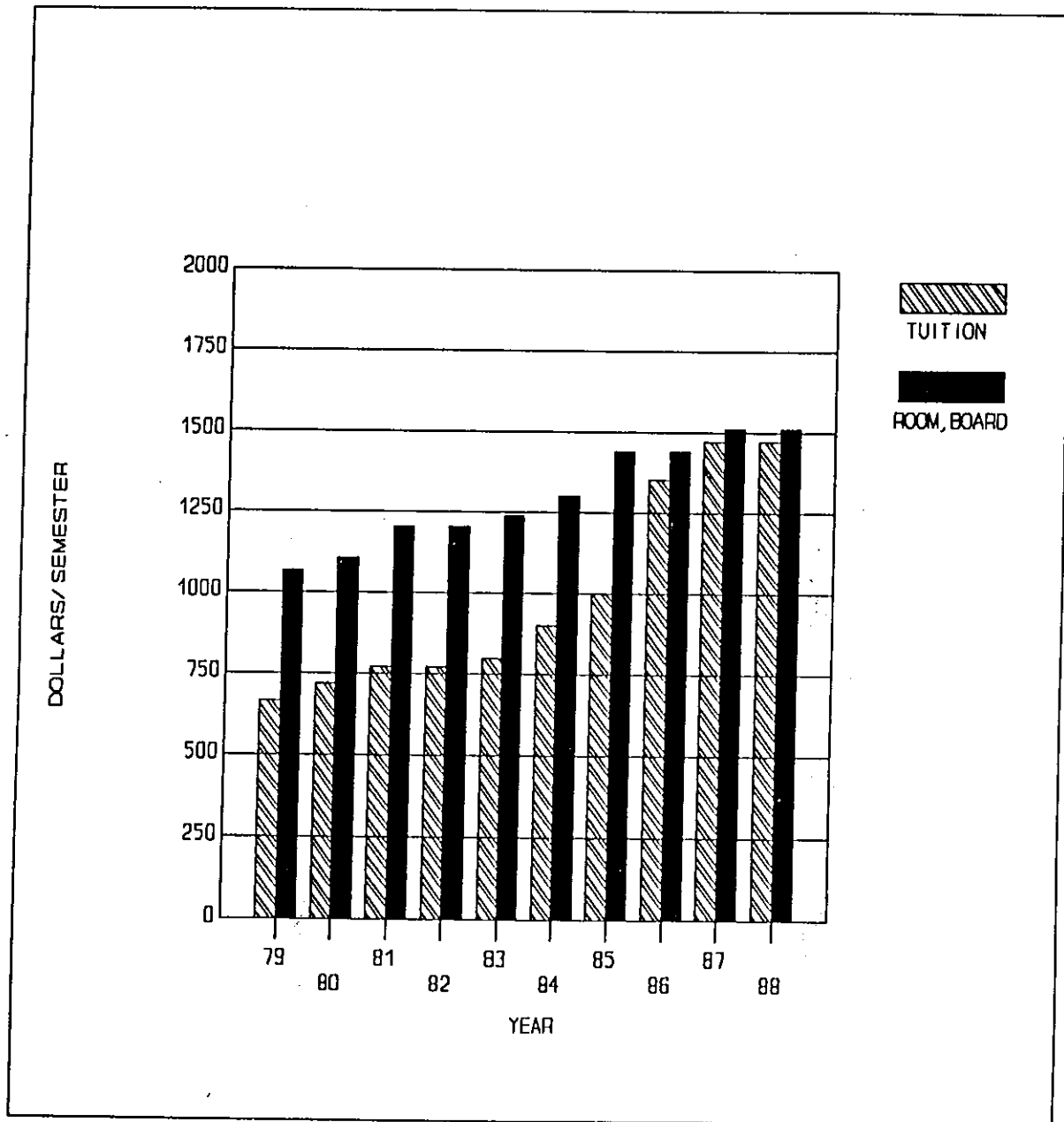
Source: IHL Statistical Report

\* Faculty ranks were unavailable.

# DELTA STATE UNIVERSITY

## TUITION AND FEES

1979 - 1988



Source: IHL Statistical Report

# DELTA STATE UNIVERSITY

## CURRENT FUND REVENUES & EXPENDITURES \*

### 1988-1989

#### EXPENDITURES (CURRENT FUND)

	\$9,068,205	45.7%
INSTRUCTION	342,452	1.7%
RESEARCH	258,730	1.3%
PUBLIC SERVICE	2,030,394	10.2%
ACADEMIC SUPPORT	1,786,513	9.0%
STUDENT SERVICES	1,765,053	8.9%
INSTITUTIONAL SUPPORT	1,678,371	8.5%
PLANT OPERATIONS	2,866,649	14.4%
STUDENT AID	18,505	0.1%
INDIRECT COST RECOVERIES	29,812	0.2%
ADMIN. COST RECOVERIES		
	<b>\$19,844,684</b>	<b>100.0%</b>

#### REVENUES (CURRENT FUND)

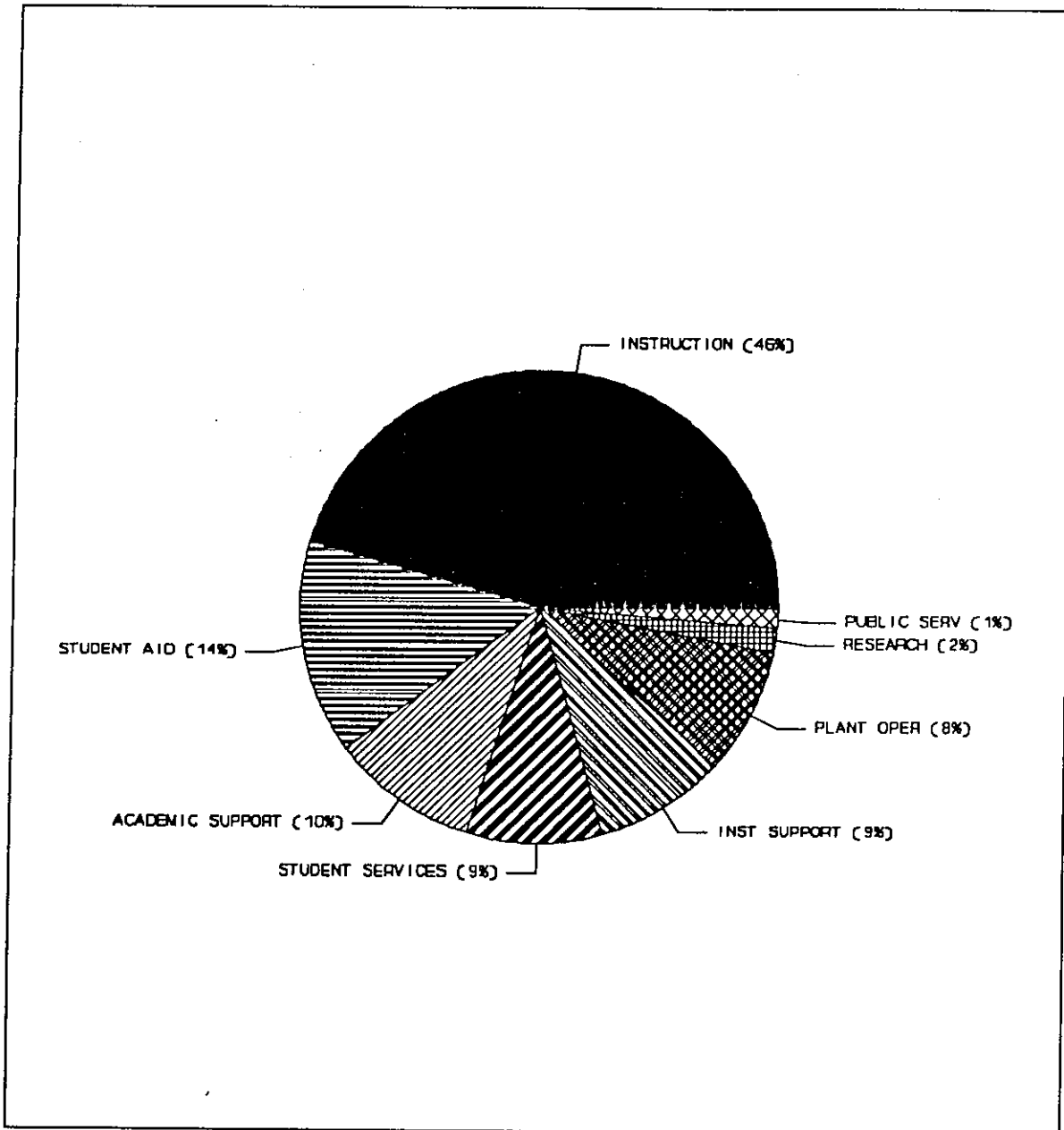
	\$5,501,439	26.6%
TUITION & FEES	11,777,365	56.9%
STATE APPROPRIATIONS	2,731,747	13.2%
FEDERAL GRANTS & CONTRACTS	88,393	0.4%
STATE GRANTS & CONTRACTS	66,400	0.3%
PRIVATE GRANTS & CONTRACTS	21,490	0.1%
ENDOWMENT INCOME	160,455	0.8%
INTEREST INCOME	327,533	1.6%
SALES & SERVICES - ED. ACTIVITIES	22,866	0.1%
OTHER SOURCES		
	<b>\$20,697,688</b>	<b>100.0%</b>

Source: DSU Financial Report  
 \* Excludes Auxiliary Enterprises

# DELTA STATE UNIVERSITY

## CURRENT FUNDS EXPENDITURES

1988-1989






# DELTA STATE UNIVERSITY

## CURRENT FUND REVENUES

1988-1989



# DELTA STATE UNIVERSITY

## ANNUAL REPORT

KENT WYATT, PRESIDENT

JULY 1, 1988 - JUNE 30, 1989

The appropriation increase in 1988-89 enabled Delta State to make significant strides in its attempt to recover financially from the 22 percent cut of 1986-87. The \$11,377,323 allocation represented an increase of 19 percent. Coupled with the \$375,000 received in 1987-88, the University was able to recoup 85 percent of the budget reduction of 1986-87. The 1988-89 appropriation was still well below the University's 1985-86 appropriation of \$11,725,567.

With the 1988-89 allocation, Delta State was able to restore twenty positions, reinstate 50 percent of its travel budget, reestablish the Office of Continuing Education, meet an eight percent increase in utilities, and renew funding for faculty research. Through Senate Bill 2960, Laws of Mississippi, the State authorized bonds to be sold to fund repair and renovation projects. Delta State's share of these bond proceeds was \$1.6 million. This money was used for much needed roof repairs, street paving and parking, heating and air-conditioning repair, and plumbing work in the residence halls. It also enabled Delta State to modernize the Cafeteria and is being used to renovate the old city hospital into an instructional facility for the School of Nursing.

The University continued its tradition of expending the major portion of its budget on Academics. Expenditures for Instruction and Academic Support in 1988-89 represented 64 percent of the total Educational and General budget. Twenty percent was spent on Student Services and Institutional Support and two percent on Research and Public Service. The 9.42 percent expenditure on Operation and Maintenance was the lowest percent among the eight state-supported universities. The remaining 4.67 percent was spent on Scholarships and Fellowships.

Delta State maintained the pattern of enrollment growth it has established in recent years. During the fall Semester, the on-campus enrollment headcount was 3631, an increase of 3.7 percent over the previous year. This marked the fourth straight year the University has had an enrollment increase. From 1978 to 1988, Delta State on-campus enrollment increased 35 percent. During that same period on-campus enrollment in the system increased 2.7 percent.

The continuing trend of enrollment increases reflects very favorably on the health of the University. According to a recent study of the Office of Institutional Research and Planning, the strength and quality of its academic programs are the primary reasons students choose to attend Delta State. The pattern of enrollment growth affirms the University's commitment to excellence and quality in its instructional program.

The achievements of the Commercial Aviation Department are particularly noteworthy. Beginning in 1981 with seven majors, it has grown to more than 170 majors. The only program of its type in Mississippi, it is one of 33 in the nation that are accredited in Aviation Science by the Federal Aviation Administration. Supported in part by a grant from the FAA, the department has recently moved into new facilities for its twelve airplanes at the Cleveland airport and a new classroom building on campus. Additional national recognition is indicated by the location at Delta State of the headquarters of the National Intercollegiate Flying Association, with two national officers among the five faculty and five flight instructors.

The accomplishments of the Commercial Aviation Department are but one example of the excellence that characterizes academic programs at Delta State. All are supported by hardworking, diligent faculty who are committed to providing the very best education to our students.

The high points of the academic year were Honors Day and Commencement. Dr. Tom Meredith, President of Western Kentucky University was the guest speaker at Honors Day and Mr. Wilbur Hawkins, Director of the Lower Mississippi Delta Development Commission, gave the Commencement address. The University awarded 620 degrees, including two doctorates.

In recent years Delta State University has attempted to augment its teaching mission with some funds for faculty research. An increasing number of faculty are interested in doing research in collaboration with their

teaching, and accreditation agencies are looking more closely at research productivity among the faculty, particularly in graduate education. In response Delta State doubled the budget for faculty research from \$10,000 to \$20,000. This enabled the University to provide financial support for research to a record 27 faculty members. The University also created a half-time position for an academic research coordinator. This office will facilitate faculty efforts in developing proposals for research funding, conference presentations, and journal publications. Statistical and research design support will be provided to faculty interested in doing research.

Support for faculty development was also expanded in 1988-89. The University was able to budget \$20,000 in this area. This allowed academic departments the opportunity to bring in resource people with special expertise to do faculty workshops and enabled faculty to participate in training seminars aimed at improvement of teaching skills. Thirty-six faculty received faculty development awards in 1988-89.

The University also received a grant of \$70,000 from the BellSouth Foundation for faculty development in the School of Business. Funds will provide financial assistance for faculty internships and conferences and the completion of terminal degrees by School of Business faculty.

The BellSouth grant was but one of several awards made in response to Delta State's 1987-88 goal of increased emphasis on securing external funds. Excluding construction and financial aid, the University has already received \$128,000 more in external grants than in the previous year.

The 1987-88 merger of the Alumni Office and Foundation under one director also had a significant effect on contributions to the University in 1988-89. The Alumni/Foundation Office reported a record total of \$1.4 million received for four major projects. The proposed construction of an Alumni House has raised \$420,000. Even more ambitious was the drive to raise \$1 million for a B.F. Smith Chair for Economic Development. This endowed chair will give professional leadership to economic development efforts in the Delta. In a little over a year, the Foundation has received \$900,000 in pledges of support for the B. F. Smith Chair. This stands as a tribute, not only to the hard work of the Foundation, but also to the business and community leaders of the Delta who have contributed their efforts and resources to the project as a demonstration of their faith in the future of this part of the state.

In April 1989 Delta State further expanded its commitment to economic development by obtaining full status for its Small Business Development Center. This Center will improve the economic quality of life in the Delta by providing information, counseling, and assistance to persons who plan to start a small business or who presently operate a small business. It will provide the entrepreneur with education and training opportunities which cover a wide range of business topics. Research data will also be available, thus giving assistance to small businesses in decision making.

The University has also intensified its long-range planning efforts. The Director of Institutional Research title has been changed to Director of Institutional Research and Planning. This key position, in conjunction with the Long-Range Planning Committee, has initiated a program of institutional effectiveness. Establishing institutional and student outcome goals and assessing the extent to which these goals are accomplished will further improve the quality of the instructional program at Delta State.

The 1988-89 year was a positive and encouraging year for Delta State. The \$1.8 million increase in funding moved the University closer to recovery from the disastrous cuts of 1986-87. It was also a demonstration of strong support from the Legislature, not only for Delta State, but for higher education in our State. The 1988 enrollment increase of 3.7 percent, and 35 percent increase in enrollment over the last ten years signified the quality of Delta State's reputation. Moving into 1989-90 Delta State will work hard to sustain that quality and affirm the confidence placed in it by our loyal students, faculty, alumni, and friends.