

# DELTA STATE UNIVERSITY FACT BOOK



1987-1988

OFFICE OF INSTITUTIONAL RESEARCH

## FOREWORD

This edition of the Delta State University Factbook gives a statistical overview of operations at the University during the 1987-88 year. Also included are ten-year summaries in the areas of enrollment, faculty characteristics, and tuition and fees and a six-year summary for degrees conferred by discipline.

It is hoped that this document will be helpful to those seeking information about Delta State University. The Office of Institutional Research welcomes suggestions and comments regarding future editions.

Charlett Hollomon  
Research Analyst

John Thornell  
Director

## TABLE OF CONTENTS

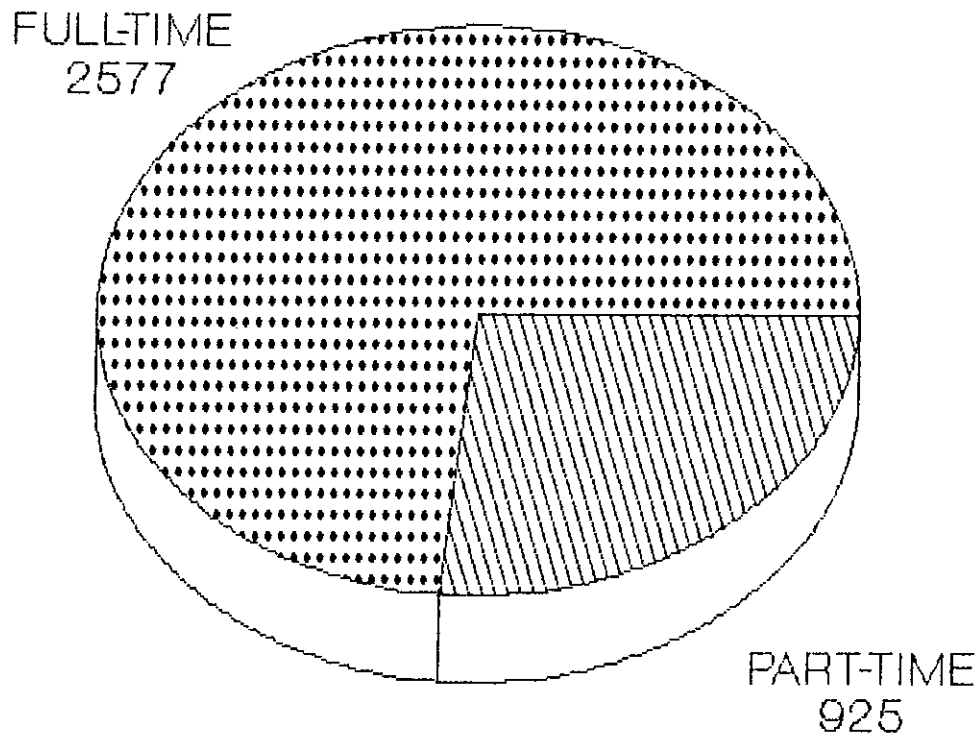
Foreword .....	i
Enrollment Summary by Semester, 1987-88 .....	1
Enrollment Full-time/Part-time-Fall 1987.....	2
Enrollment by School-Fall, 1987 .....	3
Enrollment by Race-Fall, 1987 .....	4
Enrollment by Sex-Fall, 1987 .....	5
Enrollment by Level-Fall, 1987 .....	6
Enrollment Resident/Nonresident-Fall, 1987 .....	7
Enrollment by County-Fall, 1987 .....	8
Enrollment Summary-1978-1987 .....	9
Headcount Enrollment-1978-1987 .....	10
Semester Credit Hour Production-1987-88 .....	11
Semester Credit Hour Production-Fall, 1987 .....	12
Degrees Conferred by CIP Category-1982-88 .....	13
ACT Scores-Fall Freshmen, 1987 .....	16
Grade Distribution-Fall, 1987 .....	17
Faculty Characteristics-1978-1987 .....	18
Tuition & Fees-1978-1987 .....	19
Current Fund Revenues & Expenditures-1987-88 .....	20
Current Funds Revenues-1987-88 .....	21
Current Funds Expenditures-1987-88 .....	22
Presidential Report to Board of Trustees-1987-88 .....	23

# DELTA STATE UNIVERSITY

## ENROLLMENT SUMMARY BY SEMESTER

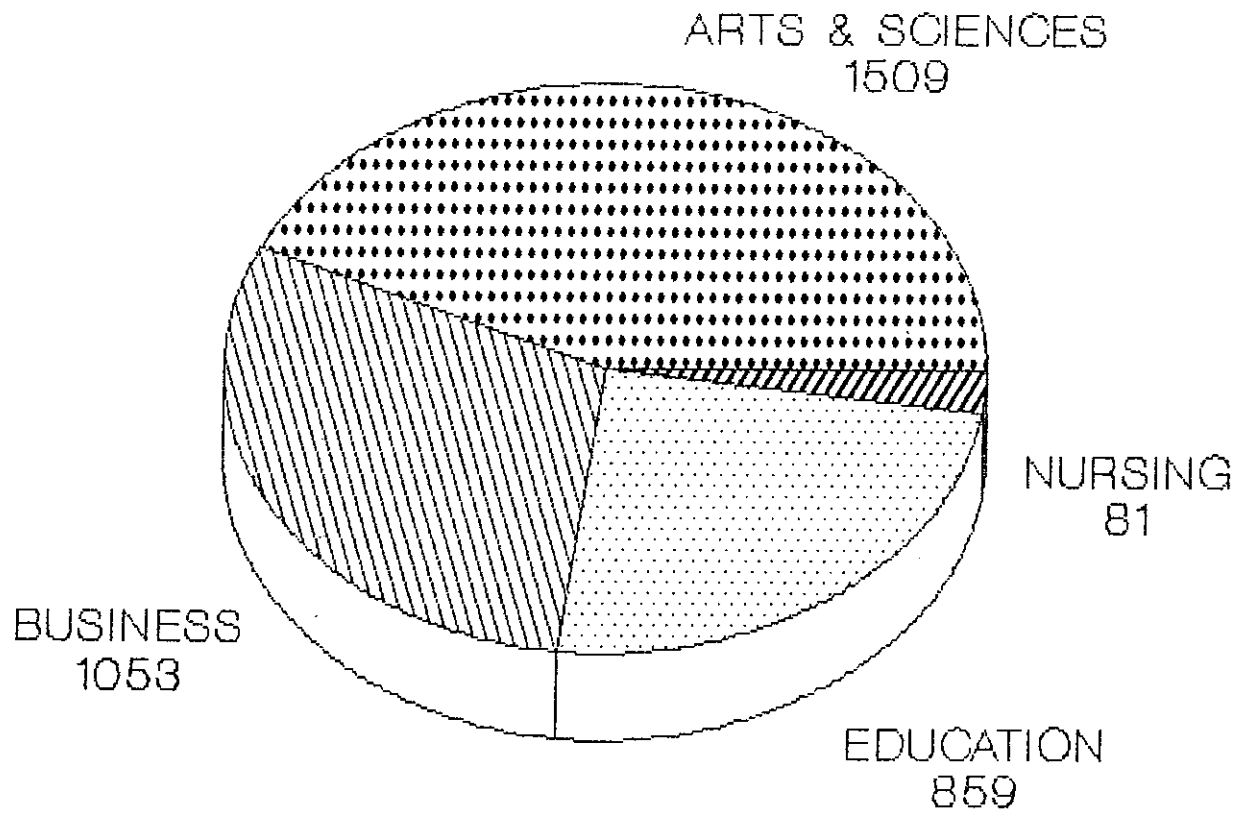
	I SUM 87	II SUM 87	FALL 87	SPRING 88
RACE				
WHITE	936	773	2781	2516
BLACK	351	239	692	663
OTHER	6	8	29	23
total	1293	1020	3502	3202
SEX				
FEMALE	838	678	1976	1858
MALE	455	342	1526	1344
total	1293	1020	3502	3202
LEVEL				
LOWER	259	182	1282	1078
UPPER	732	574	1588	1569
GRADUATE	302	264	632	555
total	1293	1020	3502	3202
RESIDENCY				
RESIDENT OF MS	1225	957	3256	2992
NONRESIDENT OF MS	68	63	246	210
total	1293	1020	3502	3202
SCHOOL				
ARTS & SCIENCES	491	361	1509	1308
BUSINESS	365	290	1053	984
EDUCATION	397	341	859	844
NURSING	40	28	81	66
total	1293	1020	3502	3202

# DELTA STATE UNIVERSITY ENROLLMENT FULL-TIME/PART-TIME FALL, 87

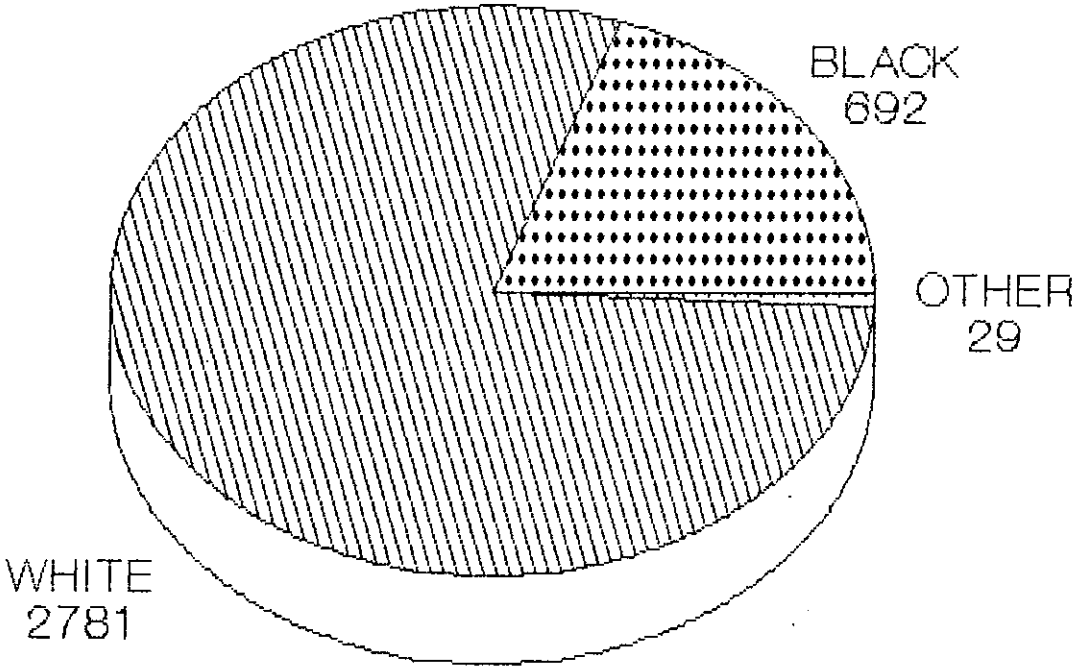


# DELTA STATE UNIVERSITY

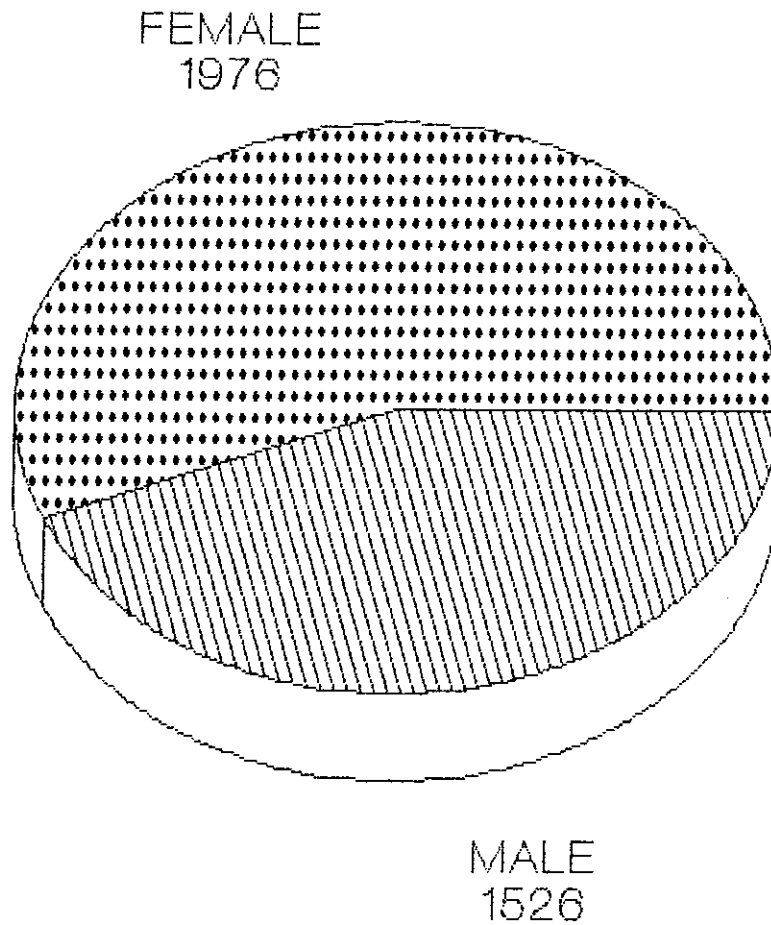
## ENROLLMENT BY SCHOOL - FALL, 1987



# DELTA STATE UNIVERSITY ENROLLMENT BY RACE - FALL, 87

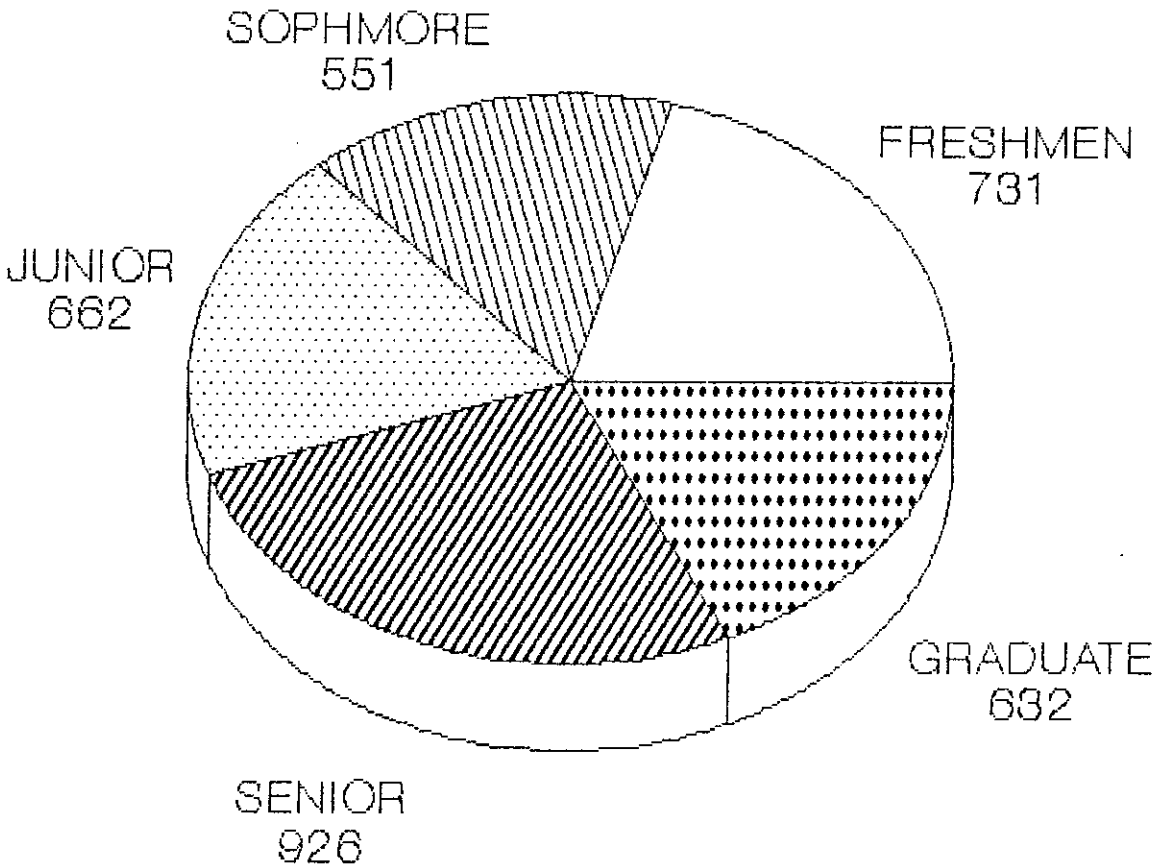


# DELTA STATE UNIVERSITY ENROLLMENT BY SEX - FALL, 87



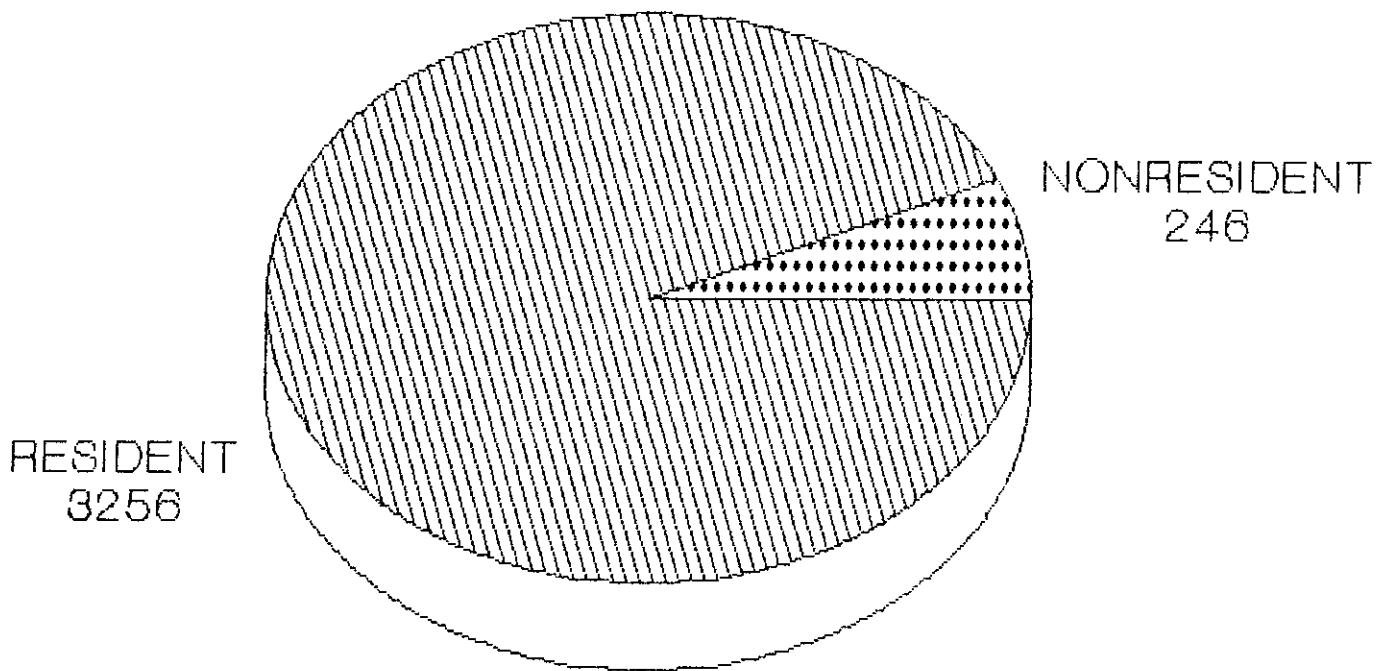


# DELTA STATE UNIVERSITY ENROLLMENT BY LEVEL- FALL,87



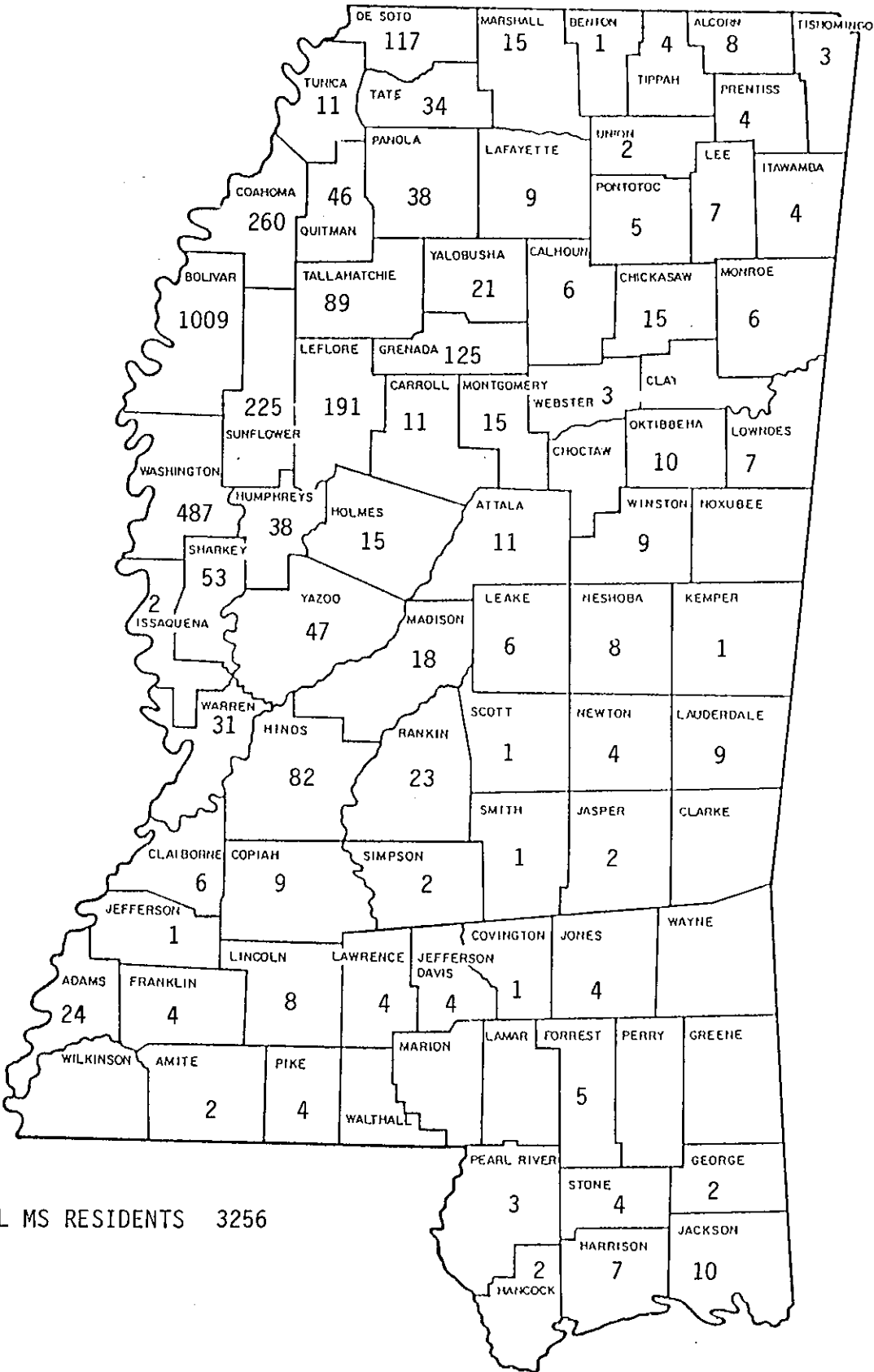
SOURCE: IHL STATISTICAL REPORT

# DELTA STATE UNIVERSITY ENROLLMENT RESIDENT/NONRESIDENT FALL, 87



# DELTA STATE UNIVERSITY

## ENROLLMENT BY COUNTY - FALL, 87




TOTAL MS RESIDENTS 3256

# DELTA STATE UNIVERSITY

## ENROLLMENT SUMMARY 1978-1987

	SCHOOL YEAR 78-79	SCHOOL YEAR 79-80	SCHOOL YEAR 80-81	SCHOOL YEAR 81-82	SCHOOL YEAR 82-83	SCHOOL YEAR 83-84	SCHOOL YEAR 84-85	SCHOOL YEAR 85-86	SCHOOL YEAR 86-87	SCHOOL YEAR 87-88
** HEADCT										
HEADCOUNT - FULLTIME	1957.00	2186.00	2244.00	2288.00	2366.00	2453.00	2533.00	1776.00	2441.00	2577.00
HEADCOUNT - PARTTIME	736.00	663.00	767.00	796.00	856.00	962.00	912.00	1518.00	931.00	925.00
HEADCOUNT - TOTAL	2693.00	2849.00	3011.00	3084.00	3222.00	3415.00	3445.00	3294.00	3372.00	3502.00
HEADCOUNT - FRESHMEN	653.00	762.00	585.00	567.00	750.00	816.00	689.00	704.00	702.00	731.00
HEADCOUNT - SOPHOMORE	456.00	539.00	631.00	595.00	528.00	584.00	565.00	485.00	503.00	551.00
HEADCOUNT - JUNIOR	562.00	622.00	695.00	729.00	682.00	681.00	768.00	721.00	639.00	662.00
HEADCOUNT - SENIOR	537.00	523.00	732.00	747.00	815.00	956.00	997.00	957.00	962.00	926.00
HEADCOUNT - TOTAL UNDERGRAD	2208.00	2446.00	2643.00	2638.00	2775.00	3037.00	3019.00	2867.00	2806.00	2870.00
HEADCOUNT - TOTAL GRADUATE	485.00	403.00	368.00	446.00	447.00	378.00	426.00	427.00	566.00	632.00
HEADCOUNT - MALE	1143.00	1187.00	1237.00	1280.00	1317.00	1410.00	1448.00	1446.00	1486.00	1526.00
HEADCOUNT - FEMALE	1550.00	1662.00	1774.00	1804.00	1905.00	2005.00	1997.00	1848.00	1886.00	1976.00
HEADCOUNT - RESIDENT	2568.00	2713.00	2879.00	2931.00	3051.00	3197.00	3222.00	3135.00	3091.00	3256.00
HEADCOUNT - NONRESIDENT	125.00	136.00	132.00	153.00	171.00	218.00	223.00	159.00	281.00	246.00
** FTE										
FTE - LOWER	993.00	1173.00	1096.00	1063.00	1143.00	1234.00	1134.00	1053.00	1135.00	1218.00
FTE - UPPER	997.00	1064.00	1258.00	1286.00	1307.00	1383.00	1501.00	1374.00	1449.00	1450.00
FTE - GRADUATE	275.00	228.00	204.00	255.00	251.00	224.00	257.00	200.00	258.00	283.00
FTE - TOTAL	2265.00	2465.00	2258.00	2604.00	2701.00	2841.00	2892.00	2627.00	2842.00	2951.00

# DELTA STATE ENROLLMENT HEADCOUNT ENROLLMENT 1978-1987



SOURCE: IHL STATISTICAL REPORTS

# DELTA STATE UNIVERSITY

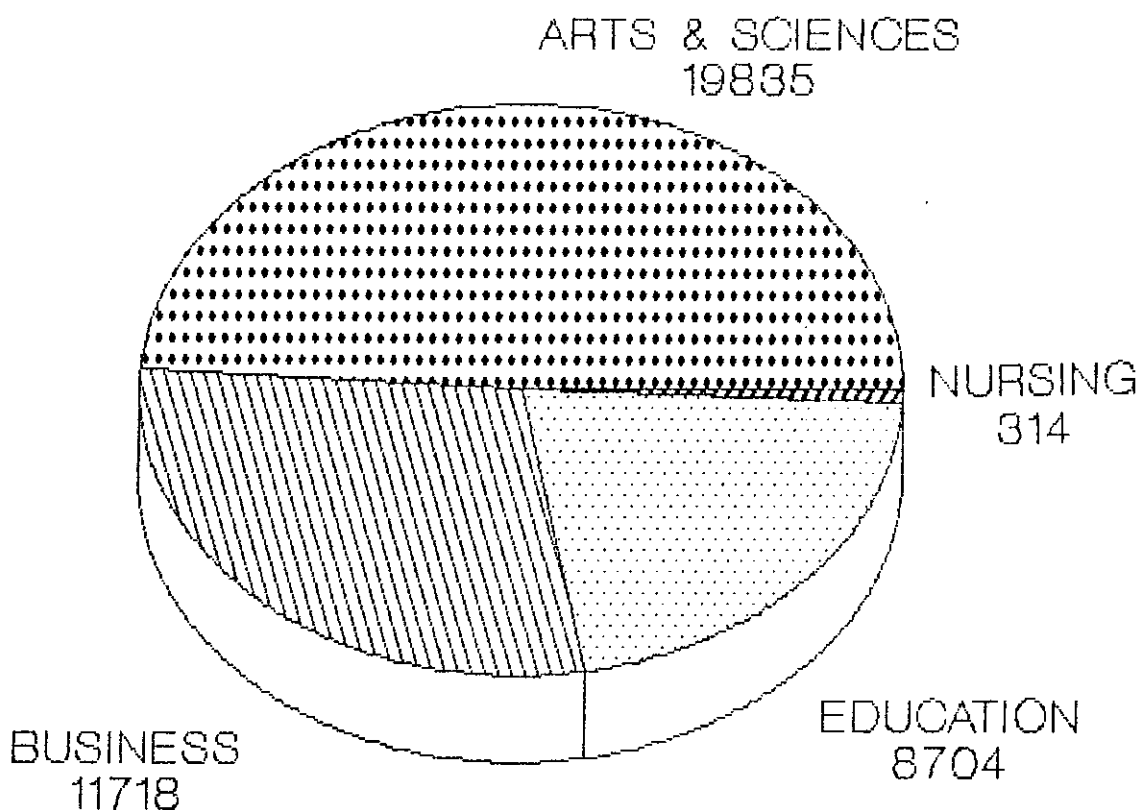
## SEMESTER CREDIT HOUR PRODUCTION

11

	I SUM 87	II SUM 87	FALL 87	SPRING 88
LEVEL				
LOWER	2302	1981	20666	15612
UPPER	2650	1673	16870	17600
GRADUATE	1286	1309	3035	3856
total	6238	4963	40571	37068
ARTS/SCIENCE				
ART	186	105	1623	1536
BIOLOGICAL SCIENCE	373	122	1820	1635
HISTORY	252	213	1989	1737
LANGUAGES & LITERATURE	780	570	4687	4240
MATHEMATICS	483	282	2436	2317
MILITARY SCIENCE	0	0	323	370
MUSIC	61	62	1787	1344
PHYSICAL SCIENCE	374	354	2087	1830
SOCIAL SCIENCE	360	351	2675	2722
SPEECH & HEARING SCIENCE	0	0	408	453
Subtotal	2869	2059	19835	18184
BUSINESS				
ACCOUNTING	303	414	1773	1758
COMPUTER INFO SERVICES	81	135	1842	1614
BUSINESS ED & SECRETARIAL	66	0	840	774
ECONOMICS & FINANCE	597	210	3351	3330
MANAGEMENT & MARKETING	411	387	2622	2601
COMMERCIAL AVIATION	93	81	1290	1132
Subtotal	1551	1227	11718	11209
EDUCATION				
CURRICULUM & INSTRUCTION	774	711	2634	2310
BEHAVIORAL SCIENCES	601	714	3484	2271
HEALTH & PHYSICAL ED	346	234	1931	2112
HOME ECONOMICS	87	0	655	616
Subtotal	1808	1659	8704	7309
NURSING				
NURSING	10	18	314	366
Subtotal	10	18	314	366
Total	6238	4963	40571	37068

# DELTA STATE UNIVERSITY

## SEMESTER CREDIT HOUR PRODUCTION FALL,87



# DELTA STATE UNIVERSITY

## DEGREES CONFERRED BY CIP CATEGORY

### 1982-1988

** BACHELOR'S	YEAR 82-83	YEAR 83-84	YEAR 84-85	YEAR 85-86	YEAR 86-87	YEAR 87-88
ARCHITECTURE & DESIGN Subsubtotal	8	2	3	0	0	0
BUSINESS & MANAGEMENT Subsubtotal	171	170	238	196	252	229
OFFICE ADMINISTRATION Subsubtotal	5	10	13	14	9	6
MARKETING & DISTRIBUTION Subsubtotal	6	5	2	1	5	11
EDUCATION Subsubtotal	95	106	118	78	111	97
FOREIGN LANGUAGES Subsubtotal	3	3	6	2	2	0
ALLIED HEALTH Subsubtotal	6	1	1	5	1	3
HEALTH SCIENCES Subsubtotal	20	21	36	19	18	21
HOME ECONOMICS Subsubtotal	4	5	0	7	7	9
LETTERS Subsubtotal	16	9	5	14	7	7
LIBRARY & ARCHIVAL SCI. Subsubtotal	3	0	1	0	0	0
LIFE SCIENCE Subsubtotal	17	33	27	39	31	24



MATHEMATICS Subsubtotal	3	3	4	5	5	10
MULTI/INTERDISCIPLINARY Subsubtotal	4	10	3	1	1	1
PHYSICAL SCIENCE Subsubtotal	9	7	9	15	16	10
PSYCHOLOGY Subsubtotal	3	16	10	23	7	10
CRIMINAL JUSTICE Subsubtotal	24	23	27	20	23	22
SOCIAL WORK Subsubtotal	13	12	8	11	2	10
SOCIAL SCIENCES Subsubtotal	25	27	14	16	15	21
AVIATION Subsubtotal	4	6	7	15	24	16
VISUAL & PERFORMING ARTS Subsubtotal	19	16	25	24	31	21
Subtotal	458	485	557	505	567	528

## \*\* MASTER'S

BUSINESS & MANAGEMENT  
Subsubtotal

17 15 25 23 17 12

EDUCATION  
Subsubtotal

88 83 89 109 93 85

LETTERS  
Subsubtotal

4 0 2 0 1 0

LIBRARY & ARCHIVAL SCI.  
Subsubtotal

6 2 0 0 0 0

LIFE SCIENCE  
Subsubtotal

1 0 0 0 0 0

MULTI/INTERDISCIPLINARY  
Subsubtotal

7 2 0 0 0 0

SOCIAL SCIENCES  
Subsubtotal

3 0 1 0 0 0

## Subtotal

126 102 117 132 111 97

## \*\* SPECIALIST

EDUCATION  
Subsubtotal

14 9 14 15 20 8

## Subtotal

14 9 14 15 20 8

## \*\* DOCTORS

EDUCATION  
Subsubtotal

0 1 5 1 3 6

## Subtotal

0 1 5 1 3 6

## \*\*\* Total \*\*\*

598 597 693 653 701 639

# DELTA STATE UNIVERSITY

## ACT SCORES FALL FRESHMEN, 1987

STANDARD SCORES	ENGLISH	MATHEMATICS	SOCIAL STUDIES	NATURAL SCIENCES	COMPOSITE
36	0	0	0	0	0
35	0	0	0	0	0
34	0	0	0	0	0
33	1	0	1	2	0
32	0	0	3	3	0
31	1	1	1	11	2
30	3	1	5	8	0
29	3	2	3	13	4
28	12	3	9	11	6
27	11	15	16	25	15
26	10	12	15	18	16
25	14	22	10	29	22
24	26	17	20	25	17
23	36	24	29	30	18
22	42	13	19	30	22
21	48	16	14	29	31
20	42	26	21	16	32
19	41	20	37	25	36
18	32	45	22	45	36
17	30	30	25	30	36
16	25	30	22	18	47
15	21	17	19	21	46
14	15	26	16	20	13
13	8	23	21	11	21
12	6	24	22	6	9
11	3	13	15	3	2
10	3	8	22	4	1
9	0	14	22	1	1
8	0	12	11	0	0
7	0	6	3	0	0
6	1	1	7	0	0
5	0	6	2	0	0
4	0	2	0	0	0
3	0	1	0	0	0
2	0	1	1	0	0
1	0	3	1	0	0
MEAN	20.15	17.27	17.67	21.08	19.18

# DELTA STATE UNIVERSITY

## GRADE DISTRIBUTION FALL,87

	A	B	C	D	F	I	W	L	CR
ARTS/SCIENCES	1980 26.8%	1997 27.1%	1577 21.4%	583 7.9%	656 8.9%	70 0.9%	344 4.7%	7 0.1%	164 2.2%
BUSINESS	1078 26.3%	1282 31.2%	930 22.7%	305 7.4%	286 7.0%	29 0.7%	180 4.4%	0 0.0%	14 0.3%
EDUCATION	1536 42.3%	1051 28.9%	449 12.4%	120 3.3%	80 2.2%	71 2.0%	103 2.8%	1 0.0%	220 6.1%
NURSING	28 19.3%	66 45.5%	41 28.3%	9 6.2%	0 0.0%	1 0.7%	0 0.0%	0 0.0%	0 0.0%
UNIVERSITY TOTALS	4622 30.3%	4396 28.8%	2997 19.6%	1017 6.7%	1022 6.7%	171 1.1%	627 4.1%	8 0.1%	398 2.6%

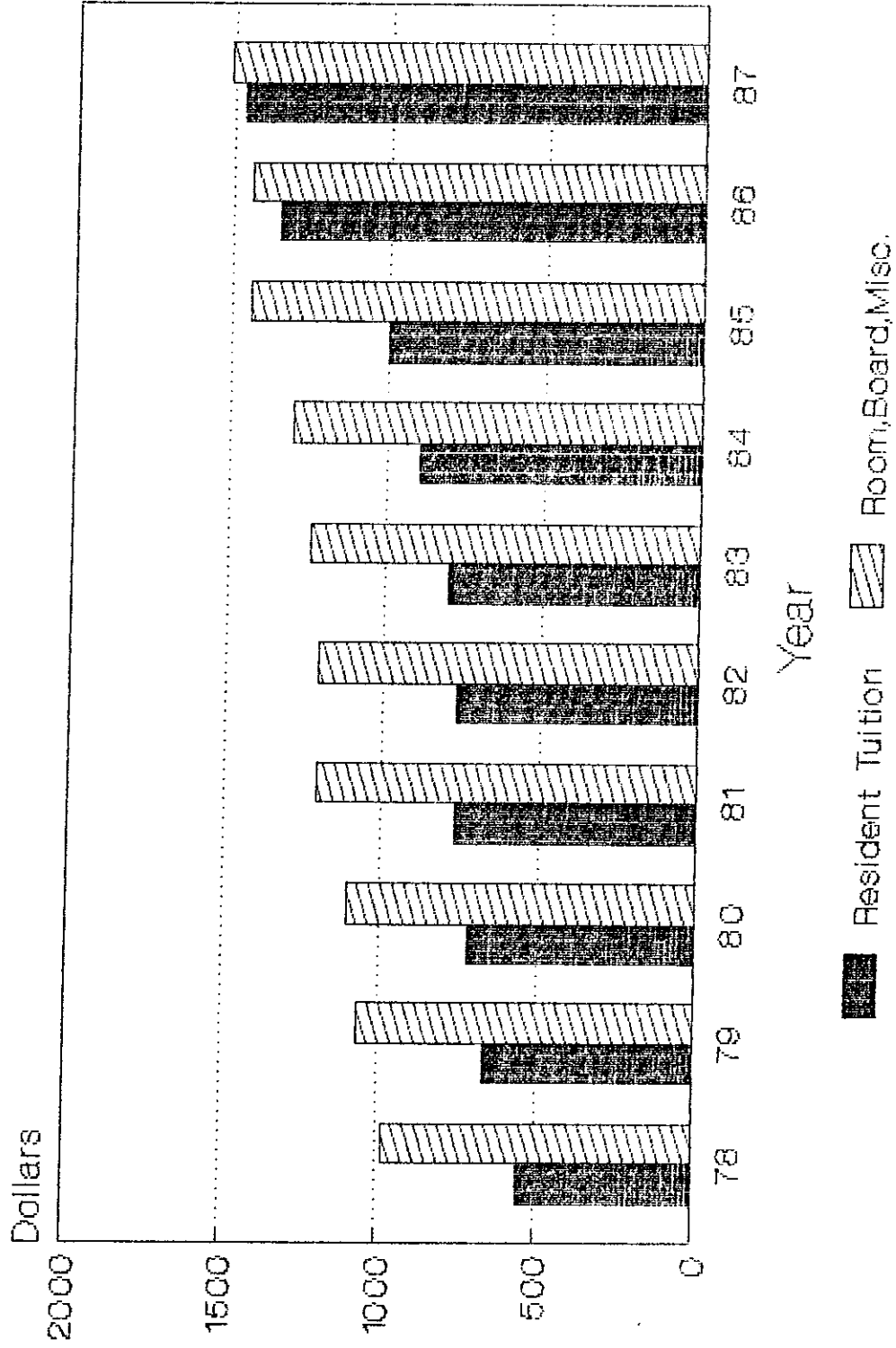
# DELTA STATE UNIVERSITY

## FACULTY CHARACTERISTICS 1978-1987

	SCHOOL YEAR 78-79	SCHOOL YEAR 79-80	SCHOOL YEAR 80-81	SCHOOL YEAR 81-82	SCHOOL YEAR 82-83	SCHOOL YEAR 83-84	SCHOOL YEAR 84-85	SCHOOL YEAR 85-86	SCHOOL YEAR 86-87	SCHOOL YEAR 87-88
** FACULTY										
FACULTY - TENURE	58	51	58	58	61	60	66	68	63	59
FACULTY - NON-TENURE	98	98	131	150	148	142	141	135	157	161
FACULTY - MALE	102	99	124	135	140	137	134	133	142	148
FACULTY - FEMALE	54	50	65	73	69	65	73	70	78	72
FACULTY - PROFESSOR	37	35	52	64	60	61	63	65	66	73
FACULTY - ASSO PROF	34	31	32	30	35	31	38	36	31	21
FACULTY - ASST PROF	54	54	62	61	57	57	49	58	49	55
FACULTY - INSTRUCTOR	31	29	43	53	57	52	56	42	65	64
FACULTY - OTHER	0	0	0	0	0	1	1	2	9	7
FACULTY AGE - OVER 65	0	1	0	1	1	2	1	1	1	1
FACULTY AGE - 61-65	10	6	10	11	11	11	11	9	9	10
FACULTY AGE - 51-60	24	25	32	33	30	32	38	33	35	35
FACULTY AGE - 41-50	36	32	39	47	52	57	73	71	76	86
FACULTY AGE - 31-40	62	70	83	82	87	76	70	70	80	70
FACULTY AGE - 21-30	24	15	25	34	28	24	14	19	19	18
FACULTY - DOCTORAL	78	0	95	100	102	102	107	107	103	100
FACULTY - FIRST PROFESSIONAL	0	0	0	1	0	1	2	2	3	6
FACULTY - SPECIALIST	0	0	3	2	2	1	1	1	2	3
FACULTY - MASTER'S	77	0	88	99	101	96	94	90	104	102
FACULTY - BACHELOR'S	2	0	3	6	4	2	3	3	8	9
FACULTY - TOTAL FACULTY RANK	156	149	189	142	209	202	207	203	220	220

# DELTA STATE UNIVERSITY

## TUITION & FEES 1978-1987



SOURCE: IHL STATISTICAL REPORTS

# DELTA STATE UNIVERSITY

## CURRENT FUND REVENUES & EXPENDITURES

### 1987-88 \*

#### EXPENDITURES (CURRENT FUNDS)

INSTRUCTION	\$8,507,863	48.4%
RESEARCH	\$195,028	1.1%
ACADEMIC SUPPORT	\$1,603,927	9.1%
STUDENT SERVICES	\$1,587,021	9.0%
INSTITUTIONAL SUPPORT	\$1,521,501	8.7%
PLANT OPERATIONS	\$1,539,464	8.8%
STUDENT AID	\$2,572,190	14.6%
INDIRECT COST RECOVERIES	\$13,922	0.1%
ADMIN COST RECOVERIES	\$26,640	0.2%
	\$17,567,556	100.0%

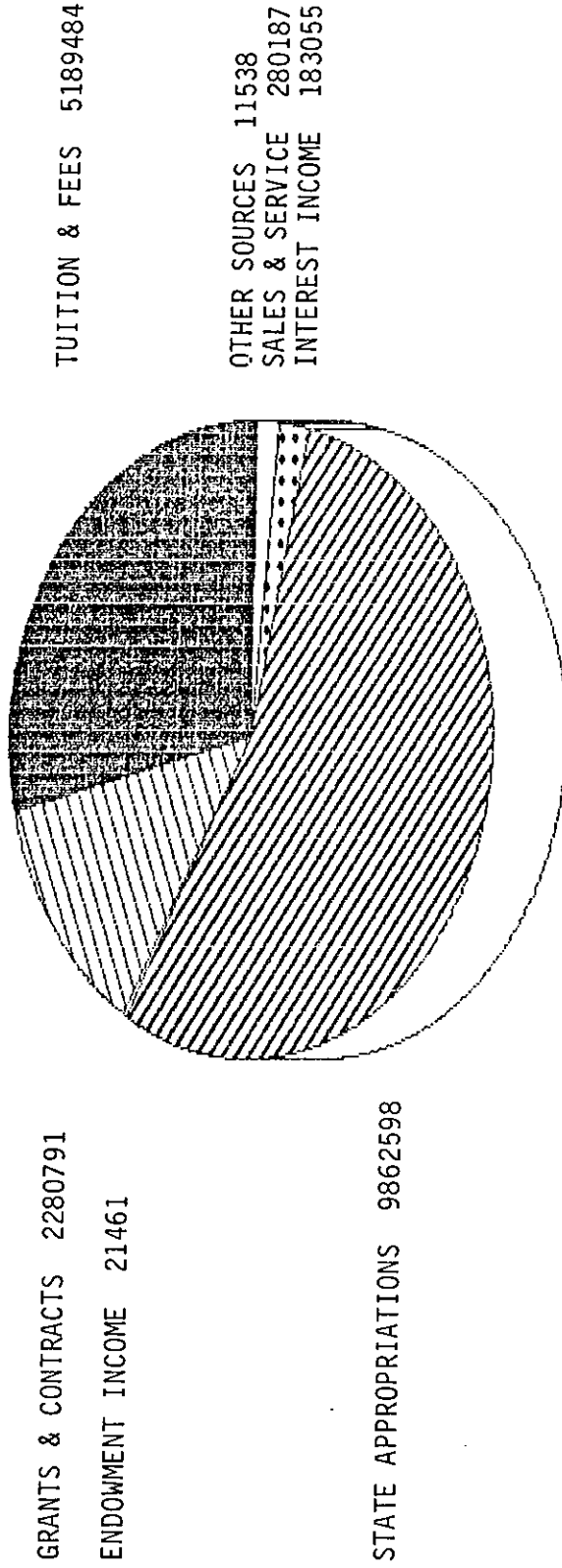
#### REVENUES (CURRENT FUNDS)

TUITION & FEES	\$5,189,484	29.1%
STATE APPROPRIATIONS	\$9,862,598	55.3%
FEDERAL GRANTS & CONTRACTS	\$2,181,863	12.2%
STATE GRANTS & CONTRACTS	\$19,120	0.1%
PRIVATE GRANTS & CONTRACTS	\$79,808	0.4%
ENDOWMENT INCOME	\$21,461	0.1%
INTEREST INCOME	\$183,055	1.0%
SALES & SERVICES - ED ACTIVITIES	\$280,187	1.6%
OTHER SOURCES	\$11,538	0.1%
	\$17,829,114	100.0%

SOURCE: DSU FINANCIAL REPORT  
\*EXCLUDING AUXILIARY ENTERPRISES

# DELTA STATE UNIVERSITY

## CURRENT FUNDS REVENUES 1987-88\*



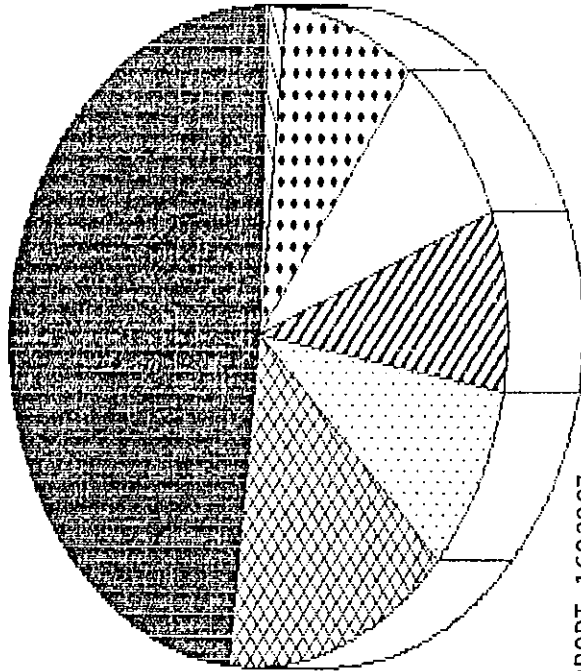
SOURCE: DSU FINANCIAL REPORT  
 \*EXCLUDING AUXILIARY ENTERPRISES



# DELTA STATE UNIVERSITY

## CURRENT FUNDS EXPENDITURES 1987-88\*

INSTRUCTION 8507863



STUDENT AID 2572190

ACADEMIC SUPPORT 1603927

STUDENT SERVICES 1587021

PLANT OPERATIONS 1539464

COST RECOVERIES 40562  
RESEARCH 195028

INST. SUPPORT 1521501

SOURCE: DSU FINANCIAL REPORT  
\*EXCLUDING AUXILIARY ENTERPRISES

DELTA STATE UNIVERSITY  
Kent Wyatt, President  
July 1, 1987 - June 30, 1988

In 1987-88 Delta State University attempted to establish financial stability in the aftermath of the 22 percent cut of 1986-87. The allocation by the 1987 Legislature enabled Delta State to regain \$375,000 of the \$2.6 million reduction of the previous year. With this amount the University was able to meet some minimal financial obligations. The book acquisition budget for the Library had been cut severely in 1986-87. Restoration of this cut was a high financial priority. The 1987-88 allocation enabled the University to reinstate \$64,000 to this budget. Fifteen faculty members were advanced in rank and two essential faculty positions were added in the School of Business. Three other positions in the Library and Public Information which had been deleted in the 1986-87 budget cuts were restored. Delta State, along with the seven other universities, had to raise tuition and fees in 1987-88 in order to meet required expenditures. A positive note was the special allocation for library and instructional equipment which enabled the University to make significant strides in upgrading its equipment inventory.

In response to the financial needs of the University, two actions were taken in an attempt to secure additional funds from sources other than the state. First, the Board of Directors of the Delta State University Foundation in consultation with the University administration agreed to accelerate the efforts of the Foundation through reorganization and additional personnel. The Alumni Affairs Office and Development

Office were merged into one office with one director. Two professional staff members were added. This gave the Foundation the personnel it has long needed to make significant progress in fund raising on behalf of the University and enabled the University to maintain better contact with its alumni. As a result of this organizational change, many new initiatives were started that will have tremendous financial potential during coming years. Second, the University employed a Director of Institutional Grants to give leadership to an intensified effort to secure external grants and contracts. This person will work with the faculty on proposals to federal and state agencies and foundations designed to lend support to the instructional and research needs of the academic program. Hopefully these two efforts will provide the institution with additional financial support for new and existing University programs. Coupled with changes at the Institutions of Higher Learning Board level (a new funding process and addition of an assistant commissioner with direct responsibility for legislative relations), and increased support for higher education among the membership in the Mississippi Legislature, the financial future of Delta State is positive. The record increase in appropriations in 1988-89 for the institutions of higher learning positions the University to restore much of the financial stability that was lost in the budget cuts of 1986-87. A significant increase in funding in 1989-90 will enable the University to recover financially from the impact of the \$2.6 million cut.

In spite of fiscal constraints Delta State continued its pattern of enrollment growth in recent years. The on-campus enrollment headcount

in the fall semester was 3,502. This represented a 4 percent increase over the previous year. From 1976-1986 Delta State on-campus enrollment increased 16 percent while on-campus enrollment among State Institutions of Higher Learning overall decreased 5 percent. In 1976 Delta State accounted for 5.8 percent of the total enrollment among Institutions of Higher Learning, whereas in 1986 it accounted for 7.1 percent of the total.

These enrollment increases reflect favorably on the entire University, but in particular on academic programs at Delta State. A recent study by the University Institutional Research Office on why students choose to attend Delta State indicated that quality of the academic programs is the primary reason for selecting Delta State. Enrollment growth at Delta State over the past ten years affirms the strength of the University's commitment to instruction.

In particular, the science faculty at Delta State deserve special recognition for achievements of their graduates. They reported that 100 percent (35 applicants) of their graduates applying for admission to professional schools in the health sciences were accepted. Moreover, six of nine applicants (67 percent) were accepted to medical school. This acceptance rate is 10 points above the national average.

A notable change in academics was the elimination of the summer commencement service in favor of one commencement in the spring. At Commencement the University awarded 639 degrees, including six doctorates. Congressman Trent Lott was the commencement speaker. Dr. Debrynda Price, Professor of Nursing, was presented the S.E. Kossman Outstanding Teacher Award.

In support of academics Delta State maintained an extensive offering of special programs and cultural events. James Whitehead, Professor of English at the University of Arkansas, was the Honors Day speaker. A multimedia lecture entitled "Bloods" by Wallace Terry highlighted an excellent year of special programs. The presentation was a finalist in the lecture category for Entertainer of the Year by the National Association for Campus Activities. A black Soviet scientist, Dr. Lily Golden, visited Delta State as part of a U.S.-Soviet peace initiative, and the University served as host to the Southern Literary Festival.

The Delta State faculty maintained an impressive record of securing grants and contracts to support instructional and research programs of the University. In 1987-88 the University reported \$2.74 million in grants and contracts excluding student financial aid. Of this amount \$49,193 was awarded to the Center for Alluvial Plains Studies (CAPS) for agricultural research. With the current emphasis on studies of herbicides, CAPS is positioned to provide a leadership role in agricultural research in the Delta. Also, the University Faculty Research Committee made 5 awards during the year totaling \$10,366.

The intercollegiate athletic program had a very successful year. The women's basketball team and the men's baseball team won Gulf South Conference championships. For the third straight year Delta State won the David M. Halbrook Award in the men's division. This Award recognizes the university with the highest graduation rate among its student athletes.

Notable personnel changes included the retirement of David 'Boo' Friss who served as Director of the Foundation and baseball coach for 26 years, and the departure of Dr. Brad Hovious to become Athletic

Director at the University of Texas at El Paso. Hugh Walker, who had previously served as Director of Alumni Affairs, assumed the directorship of a merged Foundation/Alumni Office. Dr. Jim Jordan of the University of Arkansas was named Athletic Director.

The University increased its level of involvement in economic development efforts on behalf of the Mississippi Delta. Delta State recognizes the important role a strong Delta economy can play in the University's future. In support of those efforts the Delta State University Foundation has initiated a fund-raising campaign to establish a B.F. Smith Chair for Economic Development in the School of Business. Also, two pieces of federal legislation, the Delta Project and the Lower Mississippi Delta Development Commission, have tremendous potential for economic development of our area. The President testified before Congress regarding educational problems in our region in conjunction with hearings on the Lower Mississippi Delta Development Commission. Hopefully this Commission will identify the steps that need to be taken to enhance the economic vitality of our area, including the role that higher education can play in that process.

While a minimal increase in state appropriations limited Delta State's ability to address the many financial needs that resulted from the cuts of the previous year, 1987-88 still emerged as a very successful year for Delta State. A significant enrollment increase was but one of several signs that Delta State is a healthy, viable institution. For this vitality the University owes a debt of gratitude to the Board of Trustees and Mississippi Legislature for their support of higher education in our state. A special thanks goes to those students, faculty, alumni, and friends who continue to demonstrate unfailing loyalty to our University.