

How to Access Unofficial Transcript


Note: If you need assistance logging in to myDSU Online Services, see instructions “How to Retrieve Login Information for DSU Online Services”

Note: If you have not attended DSU within the last year, you will be unable to log in to MyDSU Online services. You will need to order an official transcript using the following link:

<http://www.deltastate.edu/academic-affairs/registrars-office/transcript/>

To Access an Unofficial DSU Transcript

First, using the user name and password retrieved in the above steps, you will need to log in to DSU Online Services.



myDSU
FACULTY & STAFF →


DSU Online services
DSU Online is a convenient way to take care of business online for Faculty, Staff, and Students. Within DSU Online students can register for classes, check grades, view unofficial transcripts, pay for tuition, and more. Faculty members can advise students, post grades, view advisees transcripts and more. Students can use these links to access the Student Handbook and to access all policies, including grievance procedures, grading, and refund policies, in the University Policy Manual.

Canvas BY INSTRUCTURE
Canvas is the University's new courses and content will be de additional resources and assis information.

LOGIN

LOGIN MORE INFO

Next, select the “Student Services & Financial Aid” option.



DSU Online services

[Personal Information](#) [Alumni and Friends](#) [Student Services & Financial Aid](#) [Faculty Services](#) [Employee Services](#) |

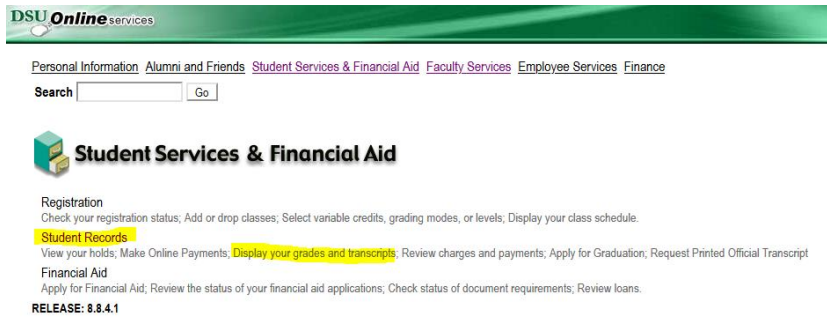
Search Go

Personal Information
Update addresses, contact information or marital status; review name or social security number change information; Change yo

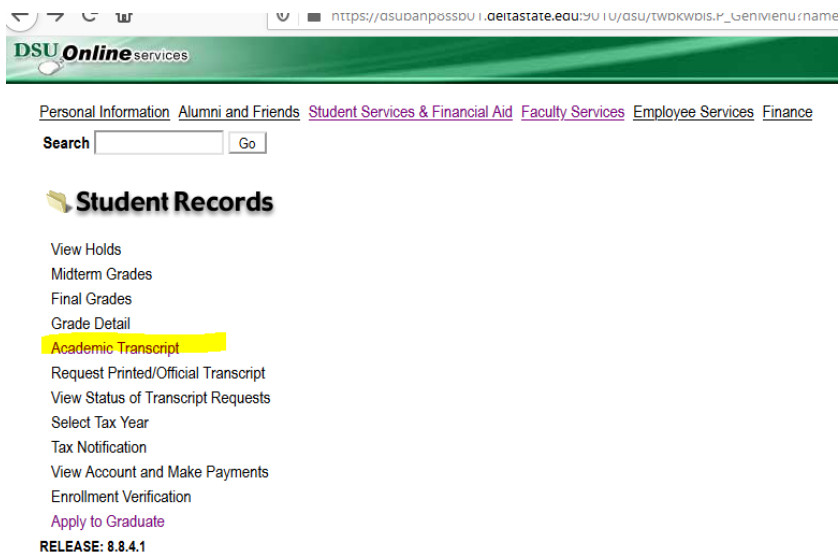
Alumni Services
Find classmates, communicate, career advisor, job posting, online giving, volunteer.

Student Services & Financial Aid
Apply for Admission, Register, View your academic records.

Then, select “Student Records” option.



Finally, select the “Academic Transcript” option and click on the “Submit” button on the “Display Transcript” page. Note: You can leave “All Levels,” as the Transcript Level and “Copy of original” as the Transcript Type.



To save a copy of your unofficial transcript you can right click on the transcript and save a copy as a PDF. To print a copy either click on “File” then select print, or click on the open menu option and then select print.

