


Summary Institution-Level Pass Rate Data: Traditional Teacher Preparation Program Within IHE


		<p align="center">HEOA - Title II 2017 - 2018 Academic Year</p>				
Institution Name		DELTA STATE UNIVERSITY				
Institution Code		1163				
State		Mississippi				
<i>February 1, 2019</i>						
				Statewide		
<i>Group</i>	<i>Number Taking Assessment¹</i>	<i>Number Passing Assessment²</i>	<i>Institutional Pass Rate</i>	<i>Number Taking Assessment¹</i>	<i>Number Passing Assessment²</i>	<i>Statewide Pass Rate</i>
All program completers, 2017-18	50	47	94%	897	821	92%
All program completers, 2016-17	56	53	95%	772	713	92%
All program completers, 2015-16	68	65	96%	876	817	93%

Note: In cases where there are less than ten students taking the assessment or license/certificate, the number passing and pass rate are not reported.


¹ Number of completers taking one or more assessments within their area of specialization.

² Summary level "Number Taking Assessment" may differ from assessment level "Number Taking Assessment" because each student is counted once at the summary level but may be counted in multiple assessments at the assessment level.


Single Assessment Institution-Level Pass Rate Data: Traditional Teacher Preparation Program Within IHE

		HEOA - Title II 2017 - 2018 Academic Year								
Institution Name	DELTA STATE UNIVERSITY									
Institution Code	1163									
State	Mississippi									
							<i>February 1, 2019</i>			
Assessment Information ¹	Group	Number Taking Assessment	Number Passing Assessment	Institutional Pass Rate	Institutional Average Scaled Score	Assessment Cut Score ²	Statewide			
							Number Taking Assessment	Number Passing Assessment	Statewide Pass Rate	Statewide Average Scaled Score
ART CONTENT KNOWLEDGE (5134) Test Company: ETS Score Range: 100-200	All enrolled students who have completed all nonclinical courses, 2017-18	1				158	1			
	Other enrolled students, 2017-18						2			
	All program completers, 2017-18	1				158	4			
	All program completers, 2016-17	2				158	3			
	All program completers, 2015-16	1				158	5			
BIOLOGY CONTENT KNOWLEDGE (0235) Test Company: ETS Score Range: 100-200	All enrolled students who have completed all nonclinical courses, 2017-18						2			
	Other enrolled students, 2017-18						10	8	80%	154
	All program completers, 2017-18						11	11	100%	159
	All program completers, 2016-17						15	15	100%	164
	All program completers, 2015-16	3				150	20	19	95%	165
BUSINESS ED CONTENT KNOWLEDGE (5101) Test Company: ETS Score Range: 100-200	All enrolled students who have completed all nonclinical courses, 2017-18									
	Other enrolled students, 2017-18						1			
	All program completers, 2017-18						2			
	All program completers, 2016-17						3			
	All program completers, 2015-16						4			
CHEMISTRY CONTENT KNOWLEDGE (0245) Test Company: ETS Score Range: 100-200	All enrolled students who have completed all nonclinical courses, 2017-18									
	Other enrolled students, 2017-18									
	All program completers, 2017-18	1				151	2			
	All program completers, 2016-17						3			
	All program completers, 2015-16									


Single Assessment Institution-Level Pass Rate Data: Traditional Teacher Preparation Program Within IHE

		HEOA - Title II 2017 - 2018 Academic Year								
Institution Name	DELTA STATE UNIVERSITY									
Institution Code	1163									
State	Mississippi									
							<i>February 1, 2019</i>			
Assessment Information ¹	Group	Number Taking Assessment	Number Passing Assessment	Institutional Pass Rate	Institutional Average Scaled Score	Assessment Cut Score ²	Statewide			
							Number Taking Assessment	Number Passing Assessment	Statewide Pass Rate	Statewide Average Scaled Score
CORE ACADEMIC SKILLS FOR ED: MATH (5732) Test Company: ETS Score Range: 100-200	All enrolled students who have completed all nonclinical courses, 2017-18	7				150	62	49	79%	153
	Other enrolled students, 2017-18	9				150	240	185	77%	152
	All program completers, 2017-18	21	19	90%	160	150	252	222	88%	157
	All program completers, 2016-17	30	27	90%	156	150	260	232	89%	157
	All program completers, 2015-16	33	30	91%	157	150	251	219	87%	157
CORE ACADEMIC SKILLS FOR ED: READING (5712) Test Company: ETS Score Range: 100-200	All enrolled students who have completed all nonclinical courses, 2017-18	7				156	62	59	95%	170
	Other enrolled students, 2017-18	8				156	237	217	92%	170
	All program completers, 2017-18	21	20	95%	169	156	251	241	96%	171
	All program completers, 2016-17	29	28	97%	169	156	260	255	98%	172
	All program completers, 2015-16	33	32	97%	172	156	253	248	98%	175
CORE ACADEMIC SKILLS FOR ED: WRITING (5722) Test Company: ETS Score Range: 100-200	All enrolled students who have completed all nonclinical courses, 2017-18	13	11	85%	166	162	69	57	83%	165
	Other enrolled students, 2017-18	13	12	92%	170	162	244	199	82%	165
	All program completers, 2017-18	30	28	93%	167	162	257	239	93%	166
	All program completers, 2016-17	38	38	100%	167	162	269	252	94%	167
	All program completers, 2015-16	45	44	98%	169	162	265	250	94%	168
ED OF DEAF AND HARD OF HEARING (5272) Test Company: ETS Score Range: 100-200	All enrolled students who have completed all nonclinical courses, 2017-18									
	Other enrolled students, 2017-18									
	All program completers, 2017-18									
	All program completers, 2016-17						3			
	All program completers, 2015-16						3			

Single Assessment Institution-Level Pass Rate Data: Traditional Teacher Preparation Program Within IHE

		HEOA - Title II 2017 - 2018 Academic Year								
Institution Name	DELTA STATE UNIVERSITY									
Institution Code	1163									
State	Mississippi									
							<i>February 1, 2019</i>			
Assessment Information ¹	Group	Number Taking Assessment	Number Passing Assessment	Institutional Pass Rate	Institutional Average Scaled Score	Assessment Cut Score ²	Statewide			
							Number Taking Assessment	Number Passing Assessment	Statewide Pass Rate	Statewide Average Scaled Score
ELEM ED CURR INSTRUC ASSESSMENT (DISC) (0011) Test Company: ETS Score Range: 100-200	All enrolled students who have completed all nonclinical courses, 2017-18	1				158	1			
	Other enrolled students, 2017-18									
	All program completers, 2017-18	2				158	3			
	All program completers, 2016-17						1			
	All program completers, 2015-16	1				158	8			
ELEM ED CURR INSTRUC ASSESSMENT (5017) Test Company: ETS Score Range: 100-200	All enrolled students who have completed all nonclinical courses, 2017-18	12	12	100%	166	153	108	102	94%	168
	Other enrolled students, 2017-18	6				153	108	96	89%	165
	All program completers, 2017-18	31	31	100%	165	153	538	533	99%	170
	All program completers, 2016-17	40	40	100%	166	153	441	437	99%	170
	All program completers, 2015-16	42	42	100%	168	153	535	530	99%	170
ENG LANG LIT COMP CONTENT KNOWLEDGE (DISC) (0041) Test Company: ETS Score Range: 100-200	All enrolled students who have completed all nonclinical courses, 2017-18									
	Other enrolled students, 2017-18									
	All program completers, 2017-18									
	All program completers, 2016-17									
	All program completers, 2015-16						1			
ENGLISH LANGUAGE ARTS: CK (5038) Test Company: ETS Score Range: 100-200	All enrolled students who have completed all nonclinical courses, 2017-18						14	13	93%	176
	Other enrolled students, 2017-18						9			
	All program completers, 2017-18	2				167	69	69	100%	179
	All program completers, 2016-17	1				167	61	61	100%	181
	All program completers, 2015-16	4				167	59	59	100%	178


Single Assessment Institution-Level Pass Rate Data: Traditional Teacher Preparation Program Within IHE

	HEOA - Title II 2017 - 2018 Academic Year
	Institution Name DELTA STATE UNIVERSITY
	Institution Code 1163
	State Mississippi


February 1, 2019

Assessment Information ¹	Group	Number Taking Assessment	Number Passing Assessment	Institutional Pass Rate	Institutional Average Scaled Score	Assessment Cut Score ²	Statewide				
							Number Taking Assessment	Number Passing Assessment	Statewide Pass Rate	Statewide Average Scaled Score	
FAMILY AND CONSUMER SCIENCES (5122) Test Company: ETS Score Range: 100-200	All enrolled students who have completed all nonclinical courses, 2017-18										
	Other enrolled students, 2017-18										
	All program completers, 2017-18										
	All program completers, 2016-17						2				
	All program completers, 2015-16										
FRENCH WORLD LANGUAGE (5174) Test Company: ETS Score Range: 100-200	All enrolled students who have completed all nonclinical courses, 2017-18										
	Other enrolled students, 2017-18										
	All program completers, 2017-18						1				
	All program completers, 2016-17						1				
	All program completers, 2015-16						1				
MATHEMATICS CONTENT KNOWLEDGE (5161) Test Company: ETS Score Range: 100-200	All enrolled students who have completed all nonclinical courses, 2017-18	3				152	10	5	50%	149	
	Other enrolled students, 2017-18	2				152	5				
	All program completers, 2017-18	3				152	44	37	84%	159	
	All program completers, 2016-17	3				160	27	19	70%	162	
	All program completers, 2015-16						29	23	79%	162	
MUSIC CONTENT KNOWLEDGE (0113) Test Company: ETS Score Range: 100-200	All enrolled students who have completed all nonclinical courses, 2017-18	2				161	12	8	67%	164	
	Other enrolled students, 2017-18						8				
	All program completers, 2017-18	5				161	58	46	79%	165	
	All program completers, 2016-17	5				161	53	47	89%	166	
	All program completers, 2015-16	7				161	54	50	93%	167	


Single Assessment Institution-Level Pass Rate Data: Traditional Teacher Preparation Program Within IHE

		HEOA - Title II 2017 - 2018 Academic Year								
Institution Name	DELTA STATE UNIVERSITY									
Institution Code	1163									
State	Mississippi									
							<i>February 1, 2019</i>			
Assessment Information ¹	Group	Number Taking Assessment	Number Passing Assessment	Institutional Pass Rate	Institutional Average Scaled Score	Assessment Cut Score ²	Statewide			
							Number Taking Assessment	Number Passing Assessment	Statewide Pass Rate	Statewide Average Scaled Score
PHYSICAL ED CONTENT KNOWLEDGE (5091) Test Company: ETS Score Range: 100-200	All enrolled students who have completed all nonclinical courses, 2017-18	4				145	11	11	100%	153
	Other enrolled students, 2017-18	1				145	9			
	All program completers, 2017-18	2				145	37	37	100%	153
	All program completers, 2016-17	3				145	46	46	100%	154
	All program completers, 2015-16	5				145	42	41	98%	156
PHYSICS CONTENT KNOWLEDGE (5265) Test Company: ETS Score Range: 100-200	All enrolled students who have completed all nonclinical courses, 2017-18									
	Other enrolled students, 2017-18									
	All program completers, 2017-18						1			
	All program completers, 2016-17						2			
	All program completers, 2015-16						2			
PRINC LEARNING AND TEACHING 5-9 (5623) Test Company: ETS Score Range: 100-200	All enrolled students who have completed all nonclinical courses, 2017-18									
	Other enrolled students, 2017-18						1			
	All program completers, 2017-18						2			
	All program completers, 2016-17						7			
	All program completers, 2015-16						1			
PRINC LEARNING AND TEACHING 7-12 (5624) Test Company: ETS Score Range: 100-200	All enrolled students who have completed all nonclinical courses, 2017-18	10	10	100%	169	157	62	59	95%	169
	Other enrolled students, 2017-18	4				157	38	36	95%	174
	All program completers, 2017-18	16	16	100%	171	157	278	271	97%	172
	All program completers, 2016-17	14	14	100%	172	157	265	260	98%	172
	All program completers, 2015-16	23	23	100%	172	157	269	263	98%	172

Single Assessment Institution-Level Pass Rate Data: Traditional Teacher Preparation Program Within IHE

		HEOA - Title II 2017 - 2018 Academic Year									
Institution Name		DELTA STATE UNIVERSITY									
Institution Code		1163									
State		Mississippi					February 1, 2019				
Assessment Information ¹		Group	Number Taking Assessment	Number Passing Assessment	Institutional Pass Rate	Institutional Average Scaled Score	Assessment Cut Score ²	Statewide			Statewide Average Scaled Score
							Number Taking Assessment	Number Passing Assessment	Statewide Pass Rate		
PRINC LEARNING AND TEACHING K-6 (5622) Test Company: ETS Score Range: 100-200	All enrolled students who have completed all nonclinical courses, 2017-18		15	15	100%	173	160	113	108	96%	173
	Other enrolled students, 2017-18		8				160	126	111	88%	169
	All program completers, 2017-18		33	33	100%	174	160	600	592	99%	174
	All program completers, 2016-17		42	42	100%	173	160	487	483	99%	174
	All program completers, 2015-16		44	44	100%	173	160	594	593	100%	175
SE CORE KNOWLEDGE & APPLICATIONS (5354) Test Company: ETS Score Range: 100-200	All enrolled students who have completed all nonclinical courses, 2017-18							7			
	Other enrolled students, 2017-18							8			
	All program completers, 2017-18							49	48	98%	171
	All program completers, 2016-17							34	34	100%	169
	All program completers, 2015-16							43	43	100%	170
SOCIAL STUDIES CONTENT KNOWLEDGE (0081) Test Company: ETS Score Range: 100-200	All enrolled students who have completed all nonclinical courses, 2017-18		2				150	11	10	91%	163
	Other enrolled students, 2017-18		1				150	9			
	All program completers, 2017-18		2				150	53	51	96%	161
	All program completers, 2016-17		2				150	56	54	96%	164
	All program completers, 2015-16		4				150	54	53	98%	164
SPANISH WORLD LANGUAGE (5195) Test Company: ETS Score Range: 100-200	All enrolled students who have completed all nonclinical courses, 2017-18										
	Other enrolled students, 2017-18										
	All program completers, 2017-18							3			
	All program completers, 2016-17							4			
	All program completers, 2015-16							4			

Single Assessment Institution-Level Pass Rate Data: Traditional Teacher Preparation Program Within IHE

		HEOA - Title II 2017 - 2018 Academic Year								
Institution Name		DELTA STATE UNIVERSITY								
Institution Code		1163								
State		Mississippi								
							February 1, 2019			
<i>Assessment Information¹</i>	<i>Group</i>	<i>Number Taking Assessment</i>	<i>Number Passing Assessment</i>	<i>Institutional Pass Rate</i>	<i>Institutional Average Scaled Score</i>	<i>Assessment Cut Score²</i>	Statewide			
							<i>Number Taking Assessment</i>	<i>Number Passing Assessment</i>	<i>Statewide Pass Rate</i>	<i>Statewide Average Scaled Score</i>
FOUNDATIONS OF READING (ESP0090) <i>Test Company: E.S. Pearson*</i> <i>Score Range: 100-300</i>	All enrolled students who have completed all nonclinical courses, 2017-18						1			
	Other enrolled students, 2017-18						2			
	All program completers, 2017-18						6			
	All program completers, 2016-17									
	All program completers, 2015-16									

Note: In cases where there are less than ten students taking the assessment or license/certificate, the number passing and pass rate are not reported.

¹Tests with multiple delivery options (computer, paper, etc.) will be noted with the assessment code for one format only.

²Cut scores may vary for groups depending upon when the cut scores are established by the state and when each group completed their teacher certification or licensure assessment.

*Questions regarding tests listed by this testing company must be addressed to your state Title II Coordinator.