


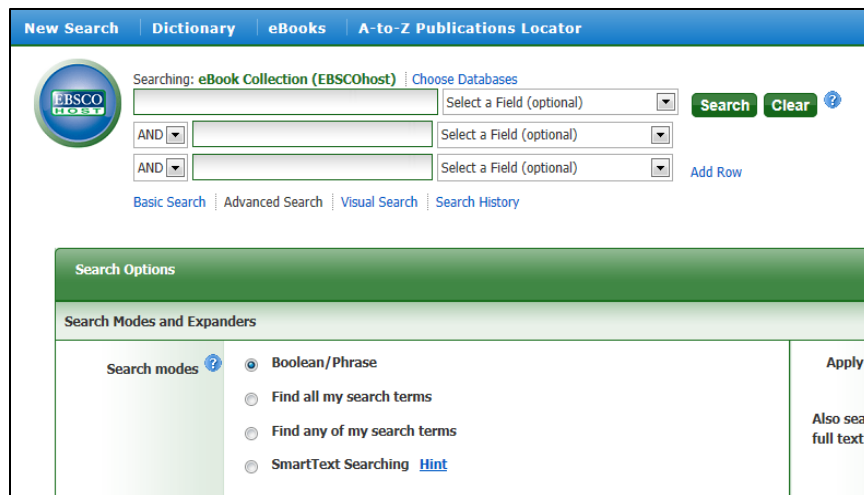
## Guide to Using EBSCOhost eBook Collection

**What is EBSCOhost eBook Collection?** It is a database of electronic books (e-books). You have access to over 71,000 e-books in EBSCOhost eBook Collection. This database is interdisciplinary, so you will be able to find e-books on topics in any subject discipline.



*Figure 1: Library Home Page*

**Accessing E-books on Campus:** To begin, go to the library home page at [www.deltastate.edu/pages/177.asp](http://www.deltastate.edu/pages/177.asp). On the home page, click the “Ebooks” link in the “Find” column (See Figure 1 on the left). After clicking on this link, you’ll be in the EBSCOhost eBook Collection database (See Figure 2 below).



*Figure 2: EBSCOhost eBook Collection Database*

**Searching in the Database:** To search for e-books in this database, type in your search term/s into the search box or boxes. Select what type of search you wish to perform (i.e. subject search) in the “Select a Field” menu/s. Then click “Search.”

**Search Options Available:** In each “Select a Field” menu, you can select “TX All Text Fields” to do a keyword search for e-books, “TI Title” to search for e-books by title, “AU Author” to search by author, and “SU Subject” to search by subject. Other search options are available in the drop-down menus. See Figure 3 on the right to view the search options.

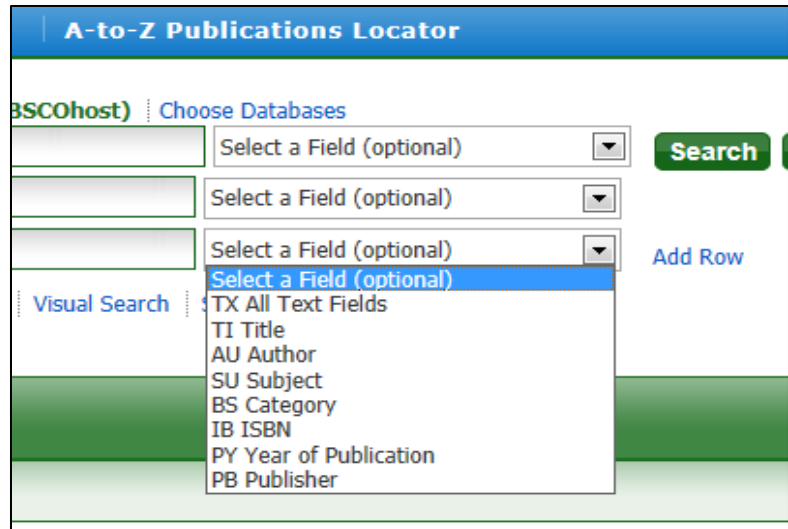


Figure 3: Search Options

**Search Results:** Figure 4 below illustrates an example of search results in the EBSCOhost eBook Collection database. Search result #1, for example, is the citation for the e-book titled *Military Ethics and Virtues: An Interdisciplinary Approach for the 21<sup>st</sup> Century*. To access an e-book such as this one, you would click on the “eBook Full Text” link in the citation of the e-book (See Figure 4 below).

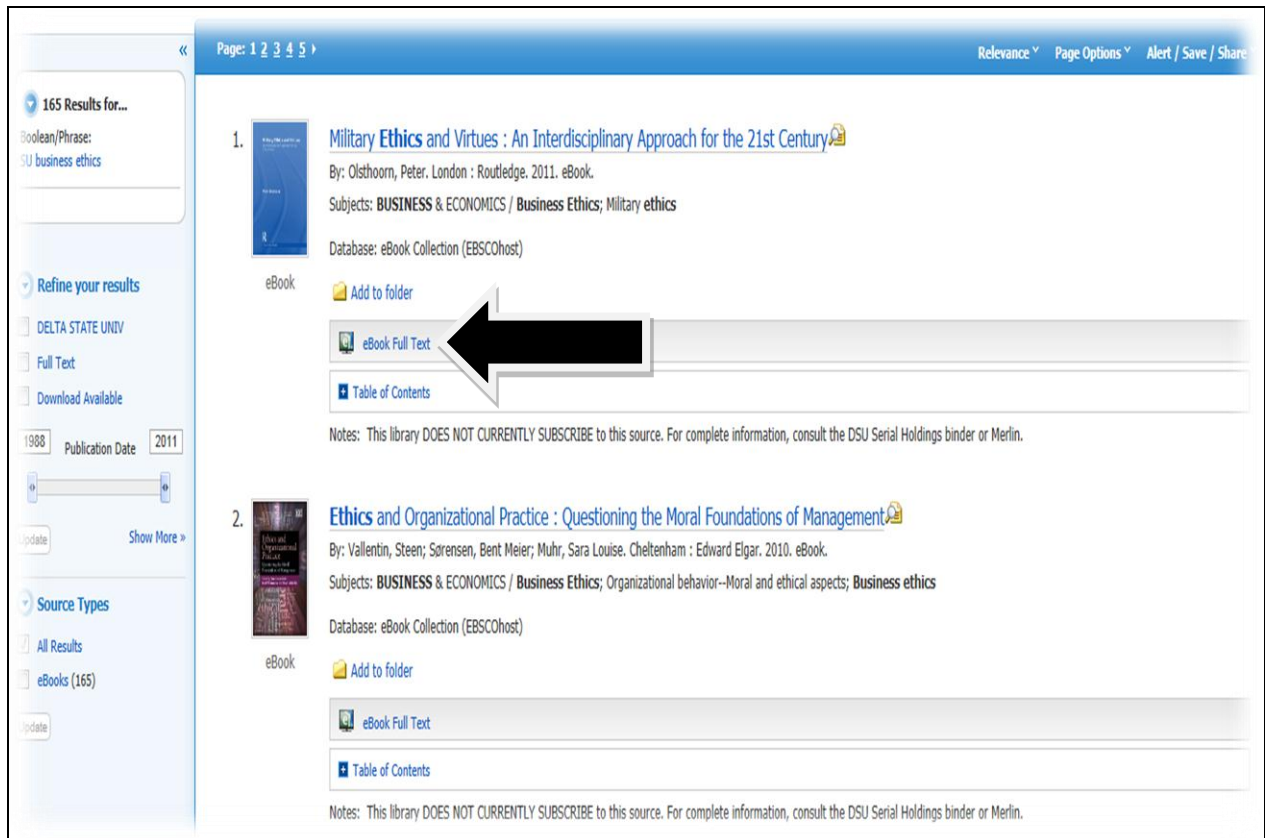


Figure 4: Search Results

**Viewing an E-book:** Figure 5 below illustrates an e-book in the EBSCOhost eBook Collection database. The table of contents is on the left and the current page on display is on the right. Click the links in the table of contents to view an e-book’s chapters or sections on the right. To go to the next or previous page, use the right and left arrows at the bottom of the current page on display. To print, use the printer icon to the right of the current page on display. Click the “Result List” link in the upper left corner to return to your search results in the database when you are done reading an e-book.

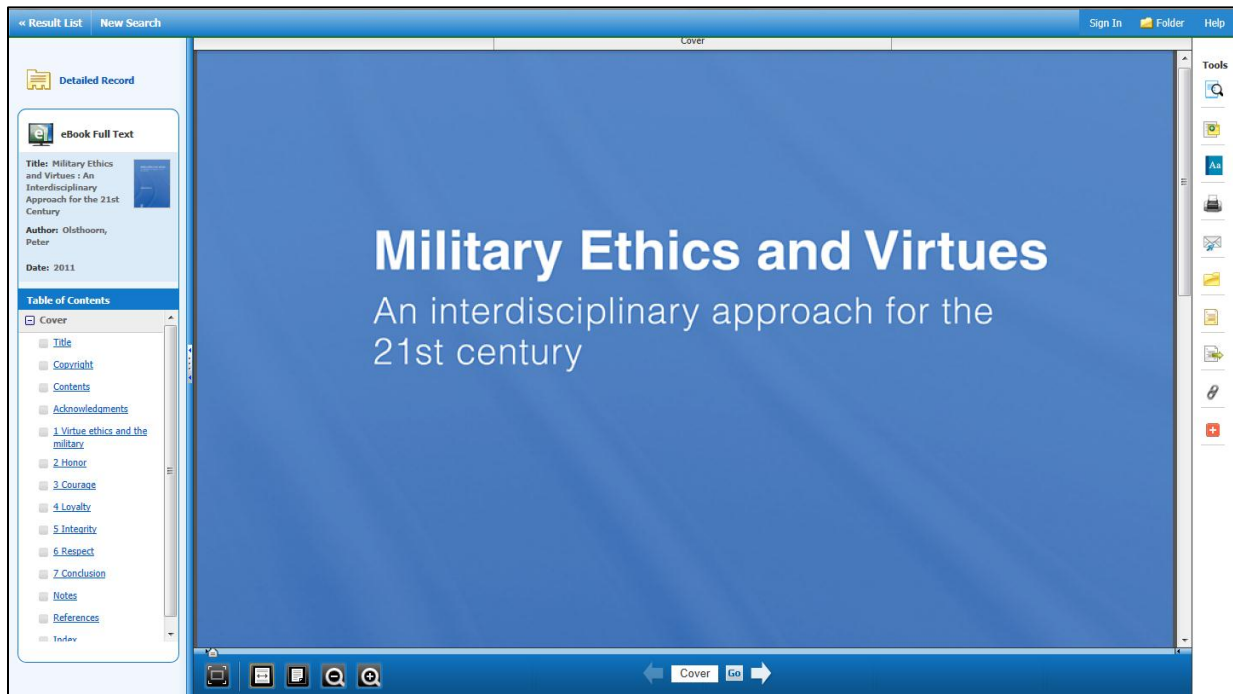


Figure 5: An E-book

**Off Campus Access to E-books:** To access e-books from off campus, go to the DSU library Web site’s home page and click the “Ebooks” link (See Figure 1). Then on the “Remotely Accessible Database Login Page” (see Figure 6 on the right), type your DSU ID number (900 number) into the first box and type your six-digit date of birth into the second box. Then click “Submit Query.” After logging in, you will be in the EBSCOhost eBook Collection database.

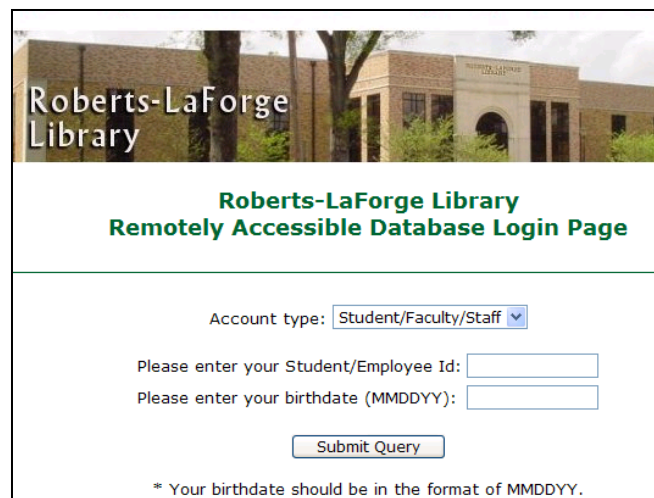


Figure 6: Off Campus Login Page

**Have a Question? Ask a Librarian!**

7/10/13 MM