

Guide to Using EBSCO Ebooks

What is EBSCO Ebooks? EBSCO Ebooks is a database of electronic books (e-books). You have access to over 67,000 e-books in EBSCO Ebooks. This database is interdisciplinary, so you will be able to find e-books on topics in any subject discipline.

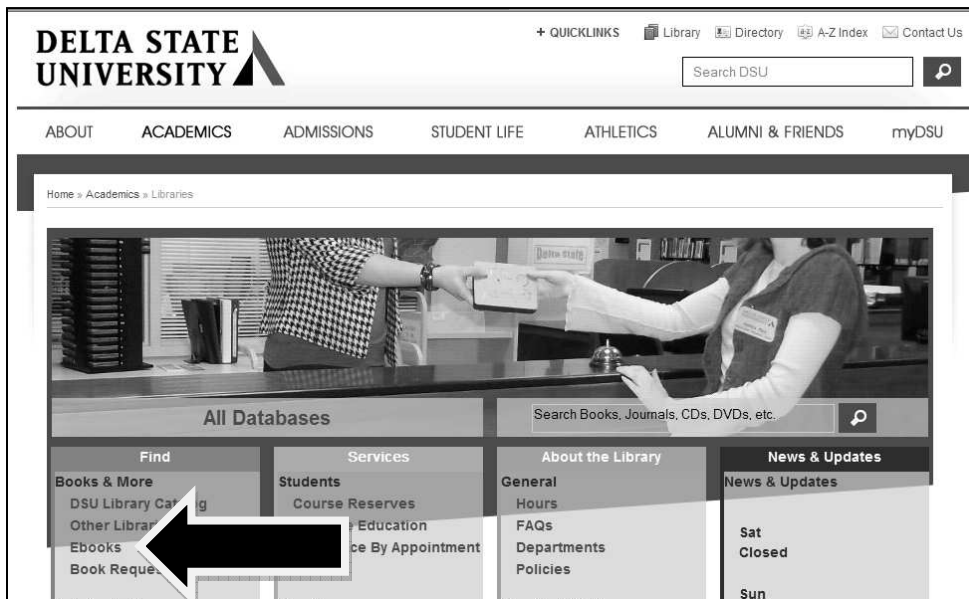


Figure 1: Library Home Page

Accessing E-books on Campus: To begin, go to the library home page at www.deltastate.edu/pages/177.asp. On the home page, click the “Ebooks” link in the “Find” column (See Figure 1 on the left). After clicking on this link, you’ll be in the EBSCO Ebooks database (See Figure 2 below).

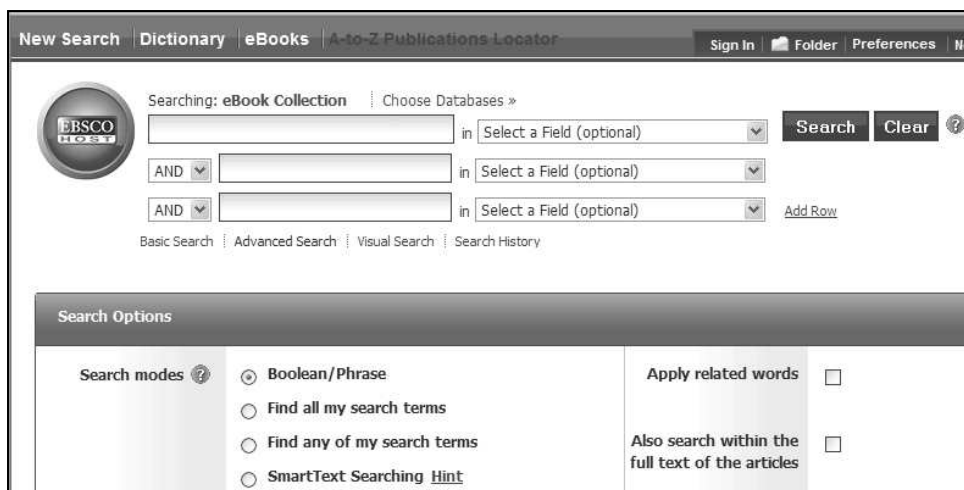


Figure 2: EBSCO Ebooks Database

Searching in the EBSCO Ebooks Database: To search for e-books in EBSCO E-books, type in your search term/s into the search box or boxes. Select what type of search you wish to perform (i.e. subject search) in the “Select a Field” menu/s. Then click “Search.”

Search Options Available: In each “Select a Field” menu, you can select “TX All Text Fields” to do a keyword search for e-books, “TI Title” to search for e-books by title, “AU Author” to search by author, and “SU Subject” to search by subject. Other search options are available in the drop-down menus.

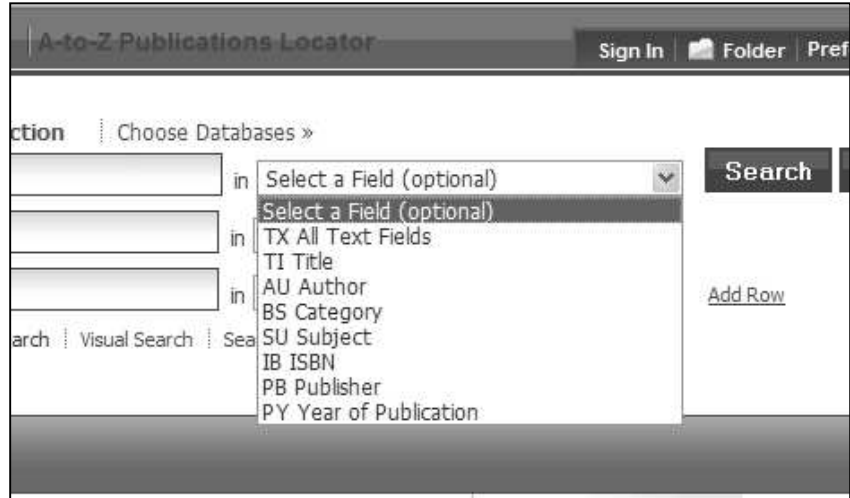


Figure 3: Search Options

Search Results: Figure 4 below illustrates an example of search results in the EBSCO Ebooks database. Search result #1, for example, is the citation for the e-book titled *Orchard Invisible: A Natural History of Seeds*. To access an e-book such as this one, you would click on the “eBook Full Text” link in the citation of the e-book (See Figure 4 below).

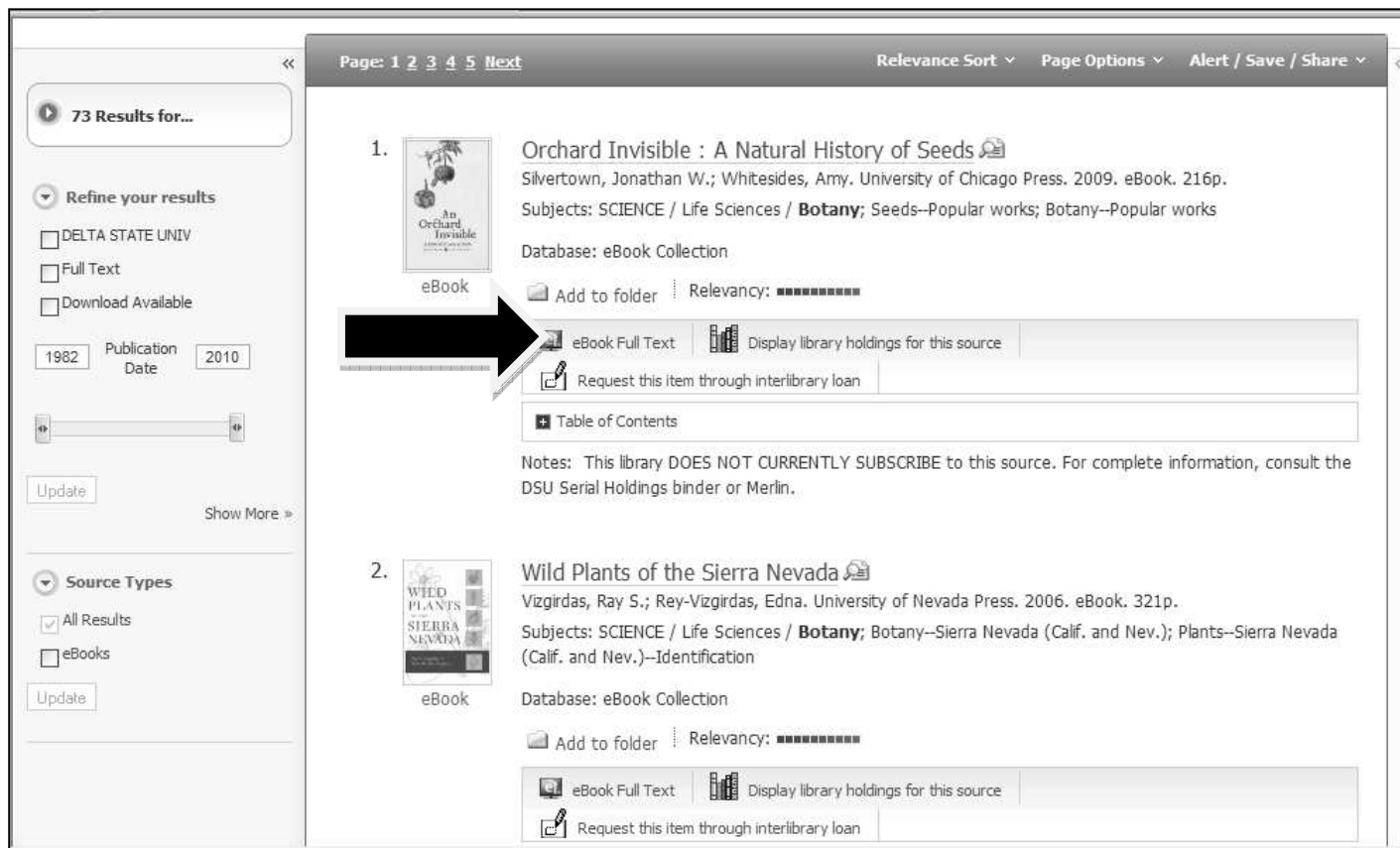


Figure 4: Search Results in EBSCO Ebooks

Viewing an E-book: Figure 5 below illustrates an e-book in the EBSCO Ebooks database. The table of contents is on the left and the current page on display is on the right. Click the links in the table of contents to view an e-book’s chapters or sections on the right. To go to the next or previous page, use the right and left arrows just below the current page on display. To print, use the printer icon to the right of the current page on display. Click the “Result List” link in the upper left corner to return to your search results in EBSCO Ebooks when you are done reading an e-book.

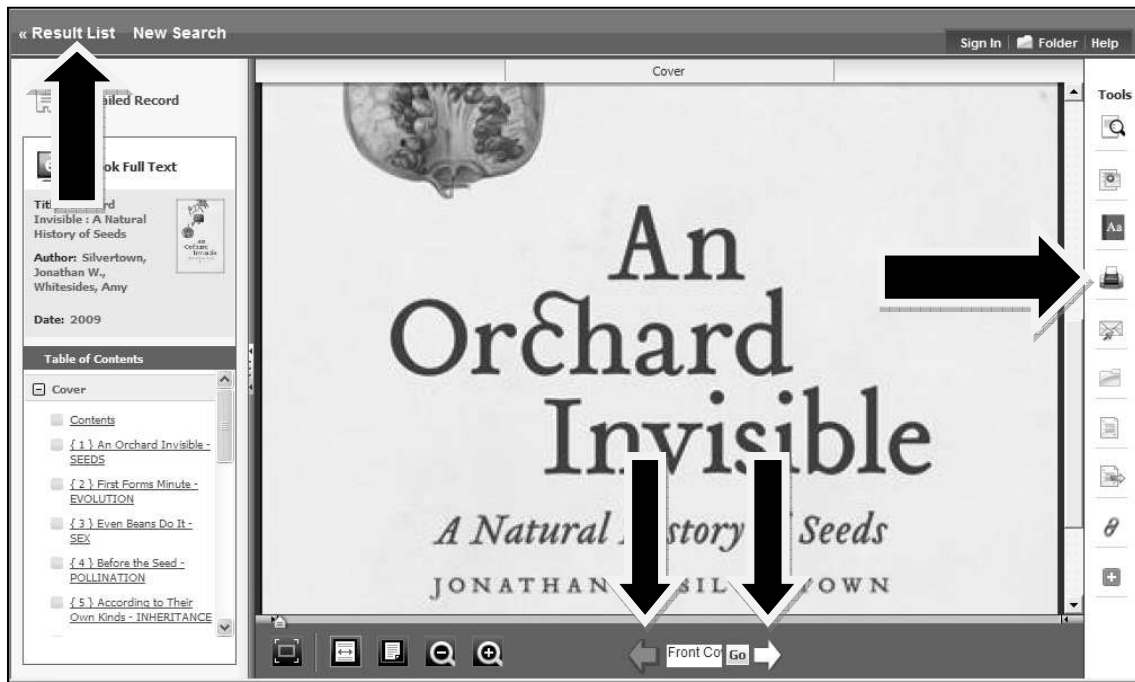


Figure 5: An E-book in EBSCO Ebooks

Off Campus Access to E-books: To access e-books from off campus, go to the DSU library Web site’s home page and click the “Ebooks” link (See Figure 1). Then on the “Remotely Accessible Database Login Page” (see Figure 6 on the right), type your DSU ID number (900 number) into the first box and type your six-digit date of birth into the second box. Then click “Submit Query.” After logging in, you will be in the EBSCO Ebooks database.

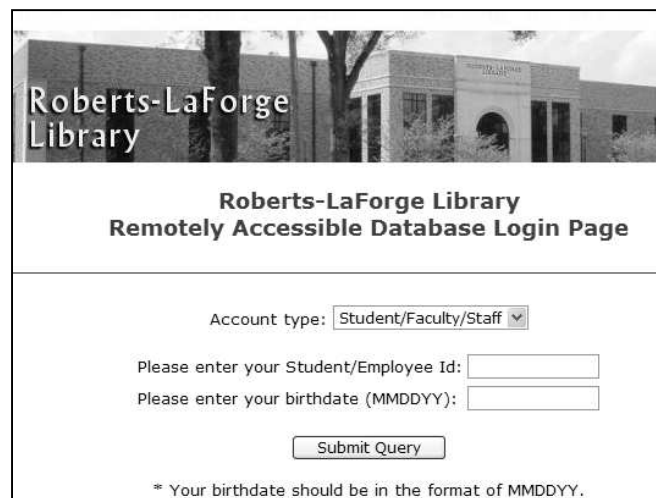


Figure 6: Off Campus Login Page

Have a Question? Ask a Librarian!

7/27/11 MM