








Road Map to Declare

As an undeclared student, you are required to follow these steps and work with your advisor to declare a major by the end of your freshman year.

- | | |
|---|--------------------------|
|  ① Start Your Course
At Orientation or first registration session, choose Meta-Major and register for fall courses. | <input type="checkbox"/> |
|  ② Explore Your Course
By October 1, take a personality profile, explore DSU website for related majors, and research program requirements for major(s) of interest. | <input type="checkbox"/> |
|  ③ Discover Your Course
Before Pre-Registration begins, visit Career Services to discover your path by making connections between college and career. | <input type="checkbox"/> |
|  ④ Map Your Course
Pre-Register for spring courses! | <input type="checkbox"/> |
|  ⑤ Stay Your Course
By February 1, review course of study with academic advisor. Are you on track for your major(s) of interest? What specific major(s) in your Meta-Major would you like to pursue further? | <input type="checkbox"/> |
|  ⑥ Love Your Course
In February, attend “Love Your Major” workshop, hosted by Academic Advising Services. | <input type="checkbox"/> |
|  ⑦ Declare Your Course
By March 31, declare your major and get assigned to a new advisor. | <input type="checkbox"/> |

