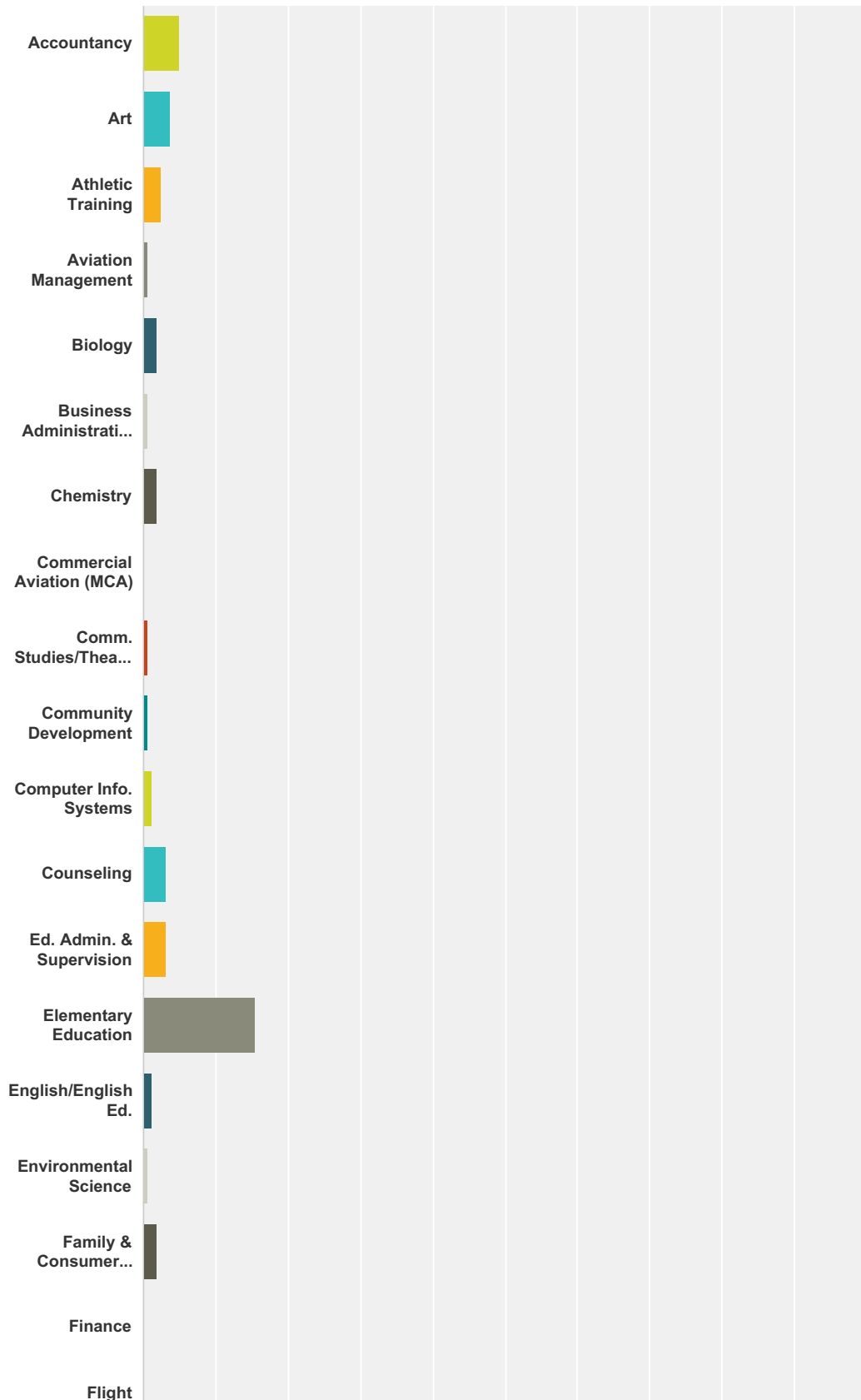
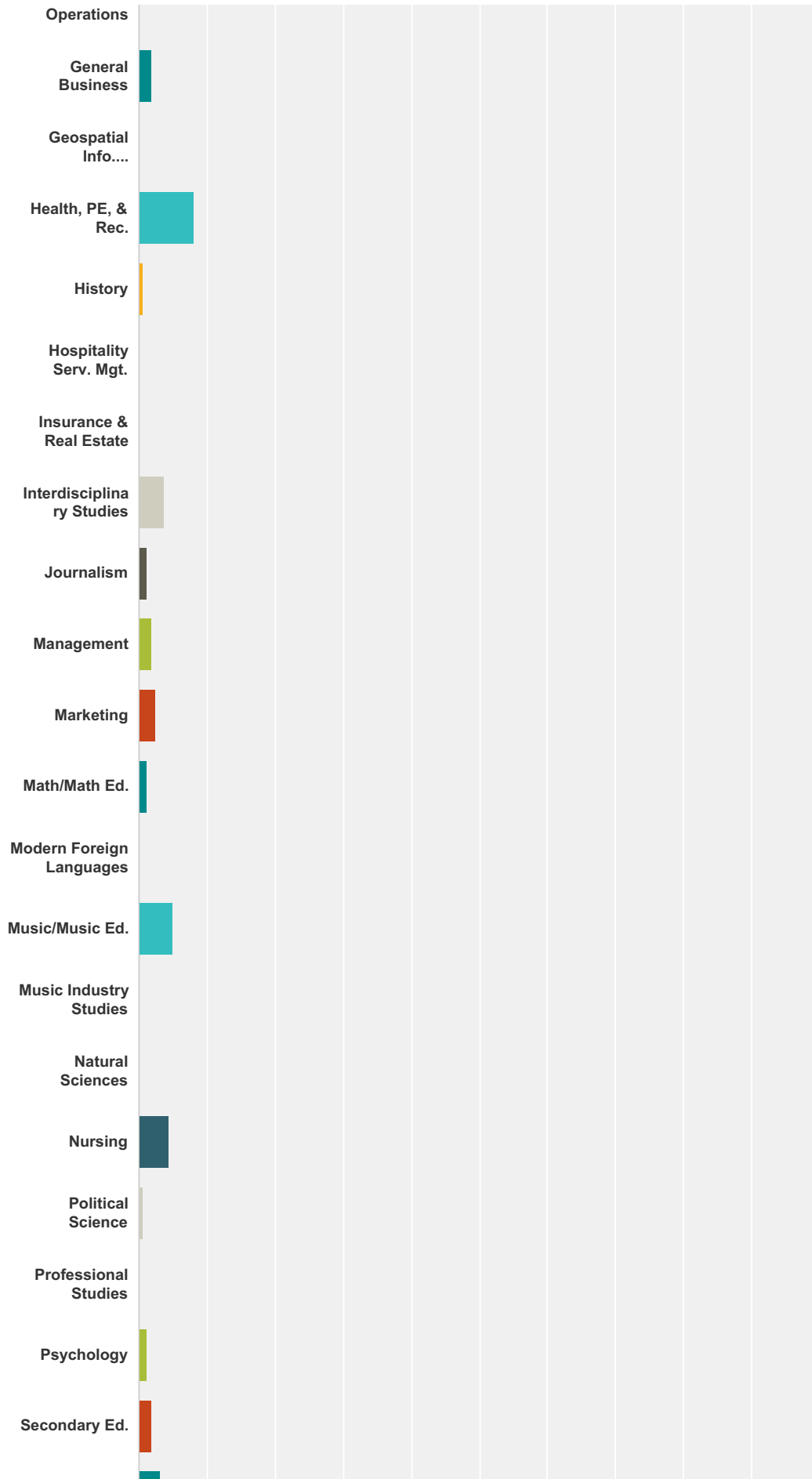


Q1 The statements below list the majors that DSU offers. Please find your major.

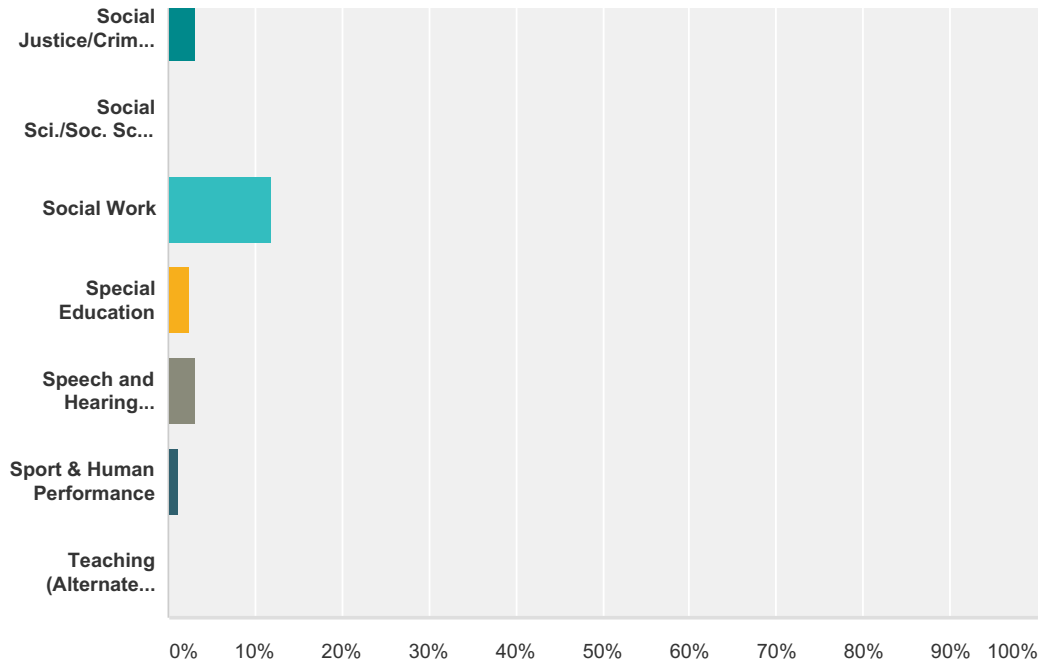
Answered: 161 Skipped: 0



Advisement/Major Survey (Spring 2012)



Advisement/Major Survey (Spring 2012)



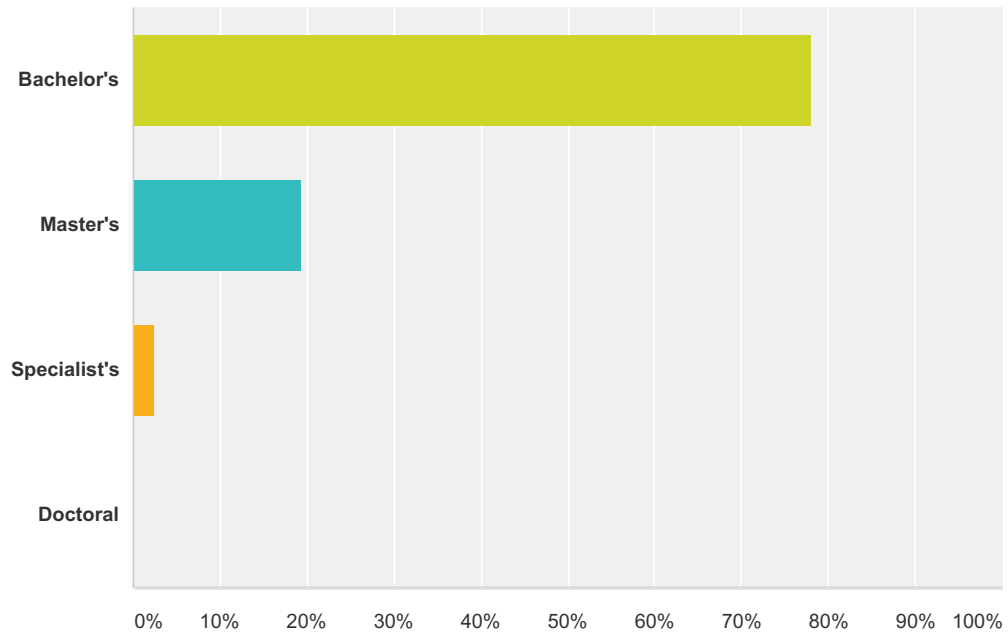
Answer Choices	Responses	Count
Accountancy	4.97%	8
Art	3.73%	6
Athletic Training	2.48%	4
Aviation Management	0.62%	1
Biology	1.86%	3
Business Administration (MBA)	0.62%	1
Chemistry	1.86%	3
Commercial Aviation (MCA)	0.00%	0
Comm. Studies/Theatre Arts	0.62%	1
Community Development	0.62%	1
Computer Info. Systems	1.24%	2
Counseling	3.11%	5
Ed. Admin. & Supervision	3.11%	5
Elementary Education	15.53%	25
English/English Ed.	1.24%	2
Environmental Science	0.62%	1
Family & Consumer Science	1.86%	3
Finance	0.00%	0

Advisement/Major Survey (Spring 2012)

Flight Operations	0.00%	0
General Business	1.86%	3
Geospatial Info. Technology	0.00%	0
Health, PE, & Rec.	8.07%	13
History	0.62%	1
Hospitality Serv. Mgt.	0.00%	0
Insurance & Real Estate	0.00%	0
Interdisciplinary Studies	3.73%	6
Journalism	1.24%	2
Management	1.86%	3
Marketing	2.48%	4
Math/Math Ed.	1.24%	2
Modern Foreign Languages	0.00%	0
Music/Music Ed.	4.97%	8
Music Industry Studies	0.00%	0
Natural Sciences	0.00%	0
Nursing	4.35%	7
Political Science	0.62%	1
Professional Studies	0.00%	0
Psychology	1.24%	2
Secondary Ed.	1.86%	3
Social Justice/Criminology	3.11%	5
Social Sci./Soc. Sci. Ed.	0.00%	0
Social Work	11.80%	19
Special Education	2.48%	4
Speech and Hearing Sciences	3.11%	5
Sport & Human Performance	1.24%	2
Teaching (Alternate Route)	0.00%	0
Total		161

Q2 Degree Receiving:

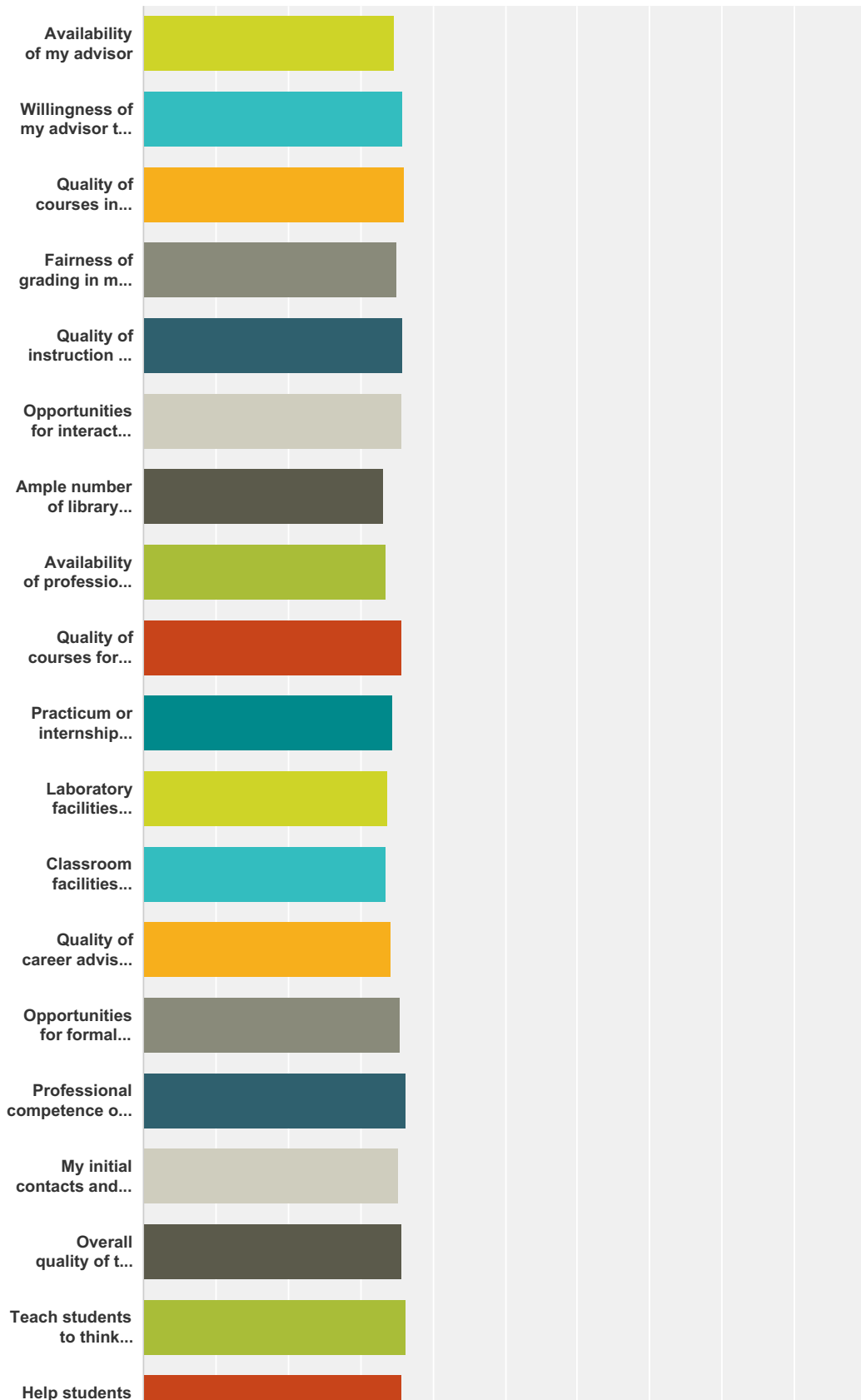
Answered: 160 Skipped: 1



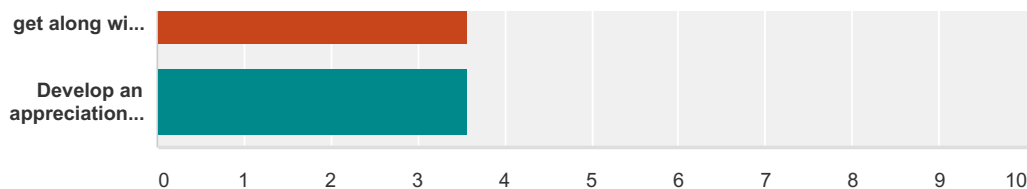
Answer Choices	Responses	
Bachelor's	78.13%	125
Master's	19.38%	31
Specialist's	2.50%	4
Doctoral	0.00%	0
Total		160

Q3 Please rate the quality of each of the following:

Answered: 160 Skipped: 1



Advisement/Major Survey (Spring 2012)



	Excellent	Good	Fair	Poor	Not Applicable	Total	Weighted Average
Availability of my advisor	63.13% 101	25.00% 40	7.50% 12	4.38% 7	0.00% 0	160	3.47
Willingness of my advisor to help me	72.50% 116	19.38% 31	3.75% 6	4.38% 7	0.00% 0	160	3.60
Quality of courses in preparing me for employment and/or graduate school	67.09% 106	24.05% 38	5.06% 8	1.27% 2	2.53% 4	158	3.61
Fairness of grading in my courses	59.49% 94	33.54% 53	5.70% 9	1.27% 2	0.00% 0	158	3.51
Quality of instruction in my major	64.97% 102	30.57% 48	3.82% 6	0.64% 1	0.00% 0	157	3.60
Opportunities for interaction with faculty in my major	68.99% 109	22.15% 35	6.96% 11	1.90% 3	0.00% 0	158	3.58
Ample number of library holdings in my major	40.76% 64	23.57% 37	9.55% 15	3.18% 5	22.93% 36	157	3.32
Availability of professional activities or clubs in my major	49.06% 78	23.27% 37	11.32% 18	3.14% 5	13.21% 21	159	3.36
Quality of courses for providing a good general education	64.97% 102	27.39% 43	5.73% 9	1.27% 2	0.64% 1	157	3.57
Practicum or internship experiences in my major	55.77% 87	21.79% 34	7.69% 12	3.85% 6	10.90% 17	156	3.45
Laboratory facilities related to my major	44.52% 69	18.06% 28	7.10% 11	4.52% 7	25.81% 40	155	3.38
Classroom facilities related to the major	50.00% 77	27.92% 43	9.09% 14	3.90% 6	9.09% 14	154	3.36
Quality of career advising in the major	54.19% 84	26.45% 41	5.81% 9	5.16% 8	8.39% 13	155	3.42
Opportunities for formal student evaluation of instruction in my major	59.48% 91	30.07% 46	5.88% 9	0.65% 1	3.92% 6	153	3.54
Professional competence of departmental faculty in my major	68.79% 108	24.20% 38	5.10% 8	0.64% 1	1.27% 2	157	3.63
My initial contacts and first impression with the department	64.15% 102	27.67% 44	5.66% 9	2.52% 4	0.00% 0	159	3.53
Overall quality of this department	65.61% 103	26.75% 42	6.37% 10	1.27% 2	0.00% 0	157	3.57
Teach students to think critically, to solve problems, and to develop patterns of thought	71.52% 113	22.15% 35	5.06% 8	1.27% 2	0.00% 0	158	3.64
Help students get along with people of different races and ethnic groups	66.04% 105	20.75% 33	8.18% 13	1.89% 3	3.14% 5	159	3.56

Advisement/Major Survey (Spring 2012)

Develop an appreciation of different cultures	66.46% 105	20.25% 32	7.59% 12	1.90% 3	3.80% 6	158	3.57
---	----------------------	---------------------	--------------------	-------------------	-------------------	-----	------