

College/School Overall Comparison Fall 2011

Please indicate your level of agreement with the following statements: - The course objectives were stated clearly in the course syllabus.

| | Mean | Difference | Std Dev | N | Top N | Bottom N | Rank |
|---|-------------|------------|-------------|------------|---------------|--------------|----------|
| College of Arts and Sciences - Fall 2011 | 4.60 | 0.01 | 0.79 | 280 | 92.29% | 3.25% | 1 |
| College of Business - Fall 2011 | 4.60 | 0.00 | 0.77 | 828 | 92.75% | 3.62% | |
| College of Education - Fall 2011 | 4.61 | -0.01 | 0.76 | 161 | 93.56% | 3.10% | 5 |
| School of Nursing - Fall 2011 | 4.68 | -0.08 | 0.68 | 101 | 94.06% | 2.97% | |
| Delta State University - Fall 2011 | 4.61 | --- | 0.77 | 535 | 92.79% | 3.25% | 4 |

4.50 4.55 4.59 4.64 4.68

| | College of Arts and Sciences - Fall 2011 | College of Business - Fall 2011 | College of Education - Fall 2011 | School of Nursing - Fall 2011 | Delta State University - Fall 2011 |
|----------------------------|--|---------------------------------|----------------------------------|-------------------------------|------------------------------------|
| Strongly agree | 71.80% | 71.91% | 71.43% | 77.23% | 71.80% |
| Agree | 19.45% | 20.29% | 21.21% | 16.83% | 20.09% |
| Neither agree nor disagree | 4.41% | 3.60% | 3.31% | 2.97% | 3.92% |
| Disagree | 1.59% | 2.52% | 1.72% | 2.97% | 1.79% |
| Strongly disagree | 1.62% | 1.08% | 1.35% | 0.00% | 1.42% |
| N/A / Not observed | 1.13% | 0.60% | 0.98% | 0.00% | 0.98% |
| <i>Total Respondents</i> | 2833 | 833 | 1631 | 101 | 5407 |

Please indicate your level of agreement with the following statements: - The syllabus defined academic and/or clinical expectations of the student for successful course completion.

| | Mean | Difference | Std Dev | N | Top N | Bottom N | Rank |
|---|-------------|------------|-------------|------------|---------------|--------------|----------|
| College of Arts and Sciences - Fall 2011 | 4.57 | 0.01 | 0.80 | 280 | 91.66% | 3.31% | 7 |
| College of Business - Fall 2011 | 4.57 | 0.01 | 0.76 | 828 | 93.00% | 3.26% | |
| College of Education - Fall 2011 | 4.61 | -0.02 | 0.72 | 161 | 93.73% | 2.73% | 0 |
| School of Nursing - Fall 2011 | 4.63 | -0.05 | 0.73 | 101 | 92.08% | 1.98% | |
| Delta State University - Fall 2011 | 4.59 | --- | 0.77 | 535 | 92.49% | 3.10% | 5 |

4.40 4.46 4.52 4.58 4.63

| | College of Arts and Sciences - Fall 2011 | College of Business - Fall 2011 | College of Education - Fall 2011 | School of Nursing - Fall 2011 | Delta State University - Fall 2011 |
|----------------------------|--|---------------------------------|----------------------------------|-------------------------------|------------------------------------|
| Strongly agree | 70.00% | 68.19% | 70.02% | 74.26% | 69.80% |
| Agree | 20.83% | 24.25% | 22.50% | 17.82% | 21.81% |
| Neither agree nor disagree | 4.98% | 3.72% | 3.49% | 5.94% | 4.36% |
| Disagree | 1.73% | 2.16% | 1.84% | 0.99% | 1.81% |
| Strongly disagree | 1.55% | 1.08% | 0.86% | 0.99% | 1.26% |
| N/A / Not observed | 0.92% | 0.60% | 1.29% | 0.00% | 0.96% |
| <i>Total Respondents</i> | 2833 | 833 | 1631 | 101 | 5407 |

Please indicate your level of agreement with the following statements: - The textbook for this course was used.

| | Mean | Difference | Std Dev | N | Top N | Bottom N | Rank |
|---|-------------|------------|-------------|------------------|---------------|--------------|------|
| College of Arts and Sciences - Fall 2011 | 4.30 | 0.09* | 1.14 | 247 3 | 82.05% | 9.62% | |
| College of Business - Fall 2011 | 4.46 | -0.08 | 0.97 | 814 | 88.33% | 6.27% | |
| College of Education - Fall 2011 | 4.49 | -0.10* | 0.91 | 149 8 | 88.92% | 5.81% | |
| School of Nursing - Fall 2011 | 4.57 | -0.18 | 1.00 | 92 | 91.30% | 7.61% | |
| Delta State University - Fall 2011 | 4.39 | --- | 1.05 | 488 4 | 85.36% | 7.84% | |

4.10 4.22 4.33 4.45 4.57

| | College of Arts and Sciences - Fall 2011 | College of Business - Fall 2011 | College of Education - Fall 2011 | School of Nursing - Fall 2011 | Delta State University - Fall 2011 |
|----------------------------|--|---------------------------------|----------------------------------|-------------------------------|------------------------------------|
| Strongly agree | 54.99% | 66.15% | 62.29% | 70.30% | 59.16% |
| Agree | 16.63% | 20.17% | 19.37% | 12.87% | 17.94% |
| Neither agree nor disagree | 7.27% | 5.28% | 4.84% | 0.99% | 6.14% |
| Disagree | 3.42% | 2.88% | 3.43% | 2.97% | 3.33% |
| Strongly disagree | 4.98% | 3.24% | 1.90% | 3.96% | 3.75% |
| N/A / Not observed | 12.71% | 2.28% | 8.15% | 8.91% | 9.67% |
| <i>Total Respondents</i> | 2833 | 833 | 1631 | 101 | 5407 |

Please indicate your level of agreement with the following statements: - The textbook for this course was useful.

| | Mean | Difference | Std Dev | N | Top N | Bottom N | Rank |
|---|-------------|------------|-------------|------------------|---------------|--------------|------|
| College of Arts and Sciences - Fall 2011 | 4.26 | 0.07* | 1.16 | 245 8 | 79.90% | 10.37% | |
| College of Business - Fall 2011 | 4.34 | -0.01 | 1.09 | 809 | 84.43% | 9.02% | |
| College of Education - Fall 2011 | 4.45 | -0.12* | 0.96 | 149 8 | 86.85% | 6.34% | |
| School of Nursing - Fall 2011 | 4.30 | 0.03 | 1.16 | 93 | 83.87% | 11.83% | |
| Delta State University - Fall 2011 | 4.33 | --- | 1.09 | 486 5 | 82.86% | 8.92% | |

4.10 4.19 4.27 4.36 4.45

| | College of Arts and Sciences - Fall 2011 | College of Business - Fall 2011 | College of Education - Fall 2011 | School of Nursing - Fall 2011 | Delta State University - Fall 2011 |
|----------------------------|--|---------------------------------|----------------------------------|-------------------------------|------------------------------------|
| Strongly agree | 53.51% | 61.58% | 61.13% | 58.42% | 57.11% |
| Agree | 15.81% | 20.41% | 18.64% | 18.81% | 17.44% |
| Neither agree nor disagree | 8.44% | 6.36% | 6.25% | 3.96% | 7.40% |
| Disagree | 4.09% | 3.96% | 3.56% | 5.94% | 3.94% |
| Strongly disagree | 4.91% | 4.80% | 2.27% | 4.95% | 4.09% |
| N/A / Not observed | 13.24% | 2.88% | 8.15% | 7.92% | 10.02% |
| <i>Total Respondents</i> | 2833 | 833 | 1631 | 101 | 5407 |

Please indicate your level of agreement with the following statements: - The textbook for this course was available for purchase in the University bookstore.

| | Mean | Difference | Std Dev | N | Top N | Bottom N | Rank |
|---|-------------|------------|-------------|-------------|---------------|--------------|------|
| College of Arts and Sciences - Fall 2011 | 4.47 | 0.03 | 0.96 | 2378 | 87.26% | 5.63% | |
| College of Business - Fall 2011 | 4.51 | -0.01 | 0.90 | 745 | 89.53% | 5.10% | |
| College of Education - Fall 2011 | 4.55 | -0.05 | 0.85 | 1410 | 90.28% | 4.54% | |
| School of Nursing - Fall 2011 | 4.51 | -0.01 | 1.00 | 71 | 91.55% | 5.63% | |
| Delta State University - Fall 2011 | 4.50 | --- | 0.92 | 4611 | 88.59% | 5.20% | |

4.30 4.36 4.42 4.49 4.55

| | College of Arts and Sciences - Fall 2011 | College of Business - Fall 2011 | College of Education - Fall 2011 | School of Nursing - Fall 2011 | Delta State University - Fall 2011 |
|----------------------------|--|---------------------------------|----------------------------------|-------------------------------|------------------------------------|
| Strongly agree | 57.22% | 61.46% | 61.19% | 49.50% | 58.89% |
| Agree | 16.03% | 18.61% | 16.86% | 14.85% | 16.66% |
| Neither agree nor disagree | 5.97% | 4.80% | 4.48% | 1.98% | 5.29% |
| Disagree | 2.01% | 2.40% | 2.51% | 0.00% | 2.18% |
| Strongly disagree | 2.72% | 2.16% | 1.41% | 3.96% | 2.26% |
| N/A / Not observed | 16.06% | 10.56% | 13.55% | 29.70% | 14.72% |
| Total Respondents | 2833 | 833 | 1631 | 101 | 5407 |

Please indicate your level of agreement with the following statements: - I would recommend this course to others.

| | Mean | Difference | Std Dev | N | Top N | Bottom N | Rank |
|---|-------------|------------|-------------|-------------|---------------|--------------|------|
| College of Arts and Sciences - Fall 2011 | 4.30 | 0.04 | 1.11 | 2813 | 82.51% | 8.75% | |
| College of Business - Fall 2011 | 4.31 | 0.04 | 1.07 | 831 | 82.79% | 8.66% | |
| College of Education - Fall 2011 | 4.43 | -0.08* | 0.98 | 1618 | 86.90% | 5.93% | |
| School of Nursing - Fall 2011 | 4.57 | -0.22* | 0.82 | 95 | 88.42% | 3.16% | |
| Delta State University - Fall 2011 | 4.35 | --- | 1.06 | 5366 | 84.01% | 7.77% | |

4.20 4.29 4.38 4.48 4.57

| | College of Arts and Sciences - Fall 2011 | College of Business - Fall 2011 | College of Education - Fall 2011 | School of Nursing - Fall 2011 | Delta State University - Fall 2011 |
|----------------------------|--|---------------------------------|----------------------------------|-------------------------------|------------------------------------|
| Strongly agree | 61.63% | 60.98% | 64.99% | 68.32% | 62.68% |
| Agree | 20.30% | 21.61% | 21.21% | 14.85% | 20.70% |
| Neither agree nor disagree | 8.68% | 8.52% | 7.11% | 7.92% | 8.16% |
| Disagree | 3.21% | 4.68% | 2.33% | 1.98% | 3.14% |
| Strongly disagree | 5.47% | 3.96% | 3.56% | 0.99% | 4.57% |
| N/A / Not observed | 0.71% | 0.24% | 0.80% | 5.94% | 0.76% |
| Total Respondents | 2833 | 833 | 1631 | 101 | 5407 |

Please indicate your level of agreement with the following statements: - The faculty member made the class aware of the objectives at the onset of the course.

| | Mean | Difference | Std Dev | N | Top N | Bottom N | Rank |
|---|-------------|------------|-------------|------------------|---------------|--------------|------|
| College of Arts and Sciences - Fall 2011 | 4.55 | 0.00 | 0.83 | 288 2 | 91.15% | 3.99% | |
| College of Business - Fall 2011 | 4.52 | 0.02 | 0.87 | 824 | 90.78% | 4.98% | |
| College of Education - Fall 2011 | 4.56 | -0.01 | 0.79 | 162 9 | 91.77% | 3.68% | |
| School of Nursing - Fall 2011 | 4.54 | 0.00 | 0.87 | 101 | 90.10% | 5.94% | |
| Delta State University - Fall 2011 | 4.55 | --- | 0.83 | 544 5 | 91.26% | 4.10% | |

4.40 4.44 4.48 4.52 4.56

| | College of Arts and Sciences - Fall 2011 | College of Business - Fall 2011 | College of Education - Fall 2011 | School of Nursing - Fall 2011 | Delta State University - Fall 2011 |
|----------------------------|--|---------------------------------|----------------------------------|-------------------------------|---|
| Strongly agree | 69.02% | 68.15% | 68.54% | 71.29% | 68.79% |
| Agree | 21.59% | 22.07% | 22.79% | 18.81% | 21.97% |
| Neither agree nor disagree | 4.83% | 4.22% | 4.52% | 3.96% | 4.62% |
| Disagree | 2.14% | 3.02% | 2.50% | 4.95% | 2.45% |
| Strongly disagree | 1.83% | 1.93% | 1.16% | 0.99% | 1.63% |
| N/A / Not observed | 0.59% | 0.60% | 0.49% | 0.00% | 0.55% |
| <i>Total Respondents</i> | 2899 | 829 | 1637 | 101 | 5475 |

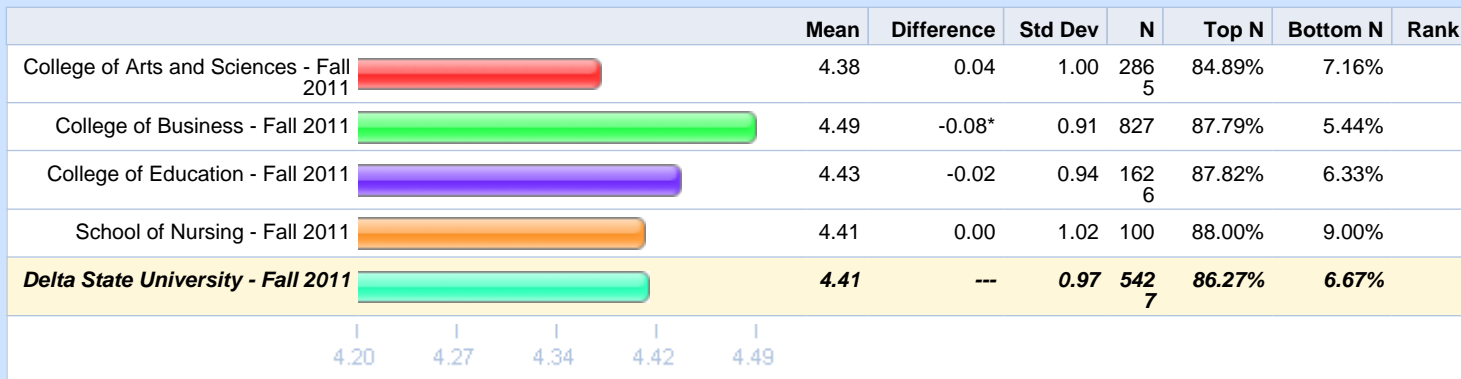
Please indicate your level of agreement with the following statements: - The faculty member responded when students did not understand new material.

| | Mean | Difference | Std Dev | N | Top N | Bottom N | Rank |
|---|-------------|------------|-------------|------------------|---------------|--------------|------|
| College of Arts and Sciences - Fall 2011 | 4.43 | 0.02 | 0.96 | 284 2 | 86.66% | 5.95% | |
| College of Business - Fall 2011 | 4.48 | -0.03 | 0.91 | 798 | 87.72% | 5.01% | |
| College of Education - Fall 2011 | 4.46 | -0.02 | 0.92 | 161 0 | 89.13% | 5.47% | |
| School of Nursing - Fall 2011 | 4.41 | 0.04 | 0.96 | 101 | 85.15% | 7.92% | |
| Delta State University - Fall 2011 | 4.45 | --- | 0.94 | 536 0 | 87.54% | 5.69% | |

4.30 4.34 4.39 4.43 4.48

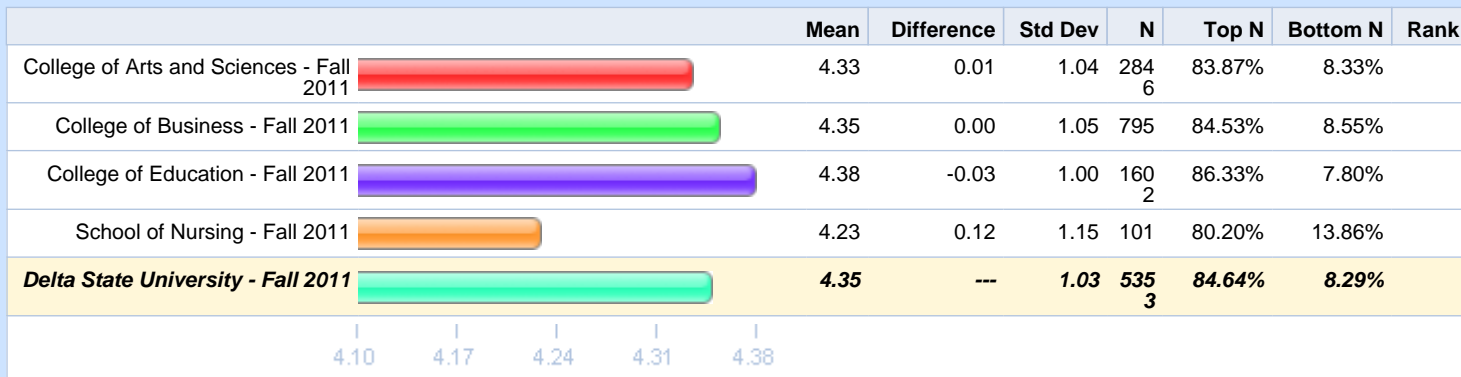
| | College of Arts and Sciences - Fall 2011 | College of Business - Fall 2011 | College of Education - Fall 2011 | School of Nursing - Fall 2011 | Delta State University - Fall 2011 |
|----------------------------|--|---------------------------------|----------------------------------|-------------------------------|---|
| Strongly agree | 64.02% | 64.78% | 64.20% | 64.36% | 64.18% |
| Agree | 20.94% | 19.66% | 23.46% | 20.79% | 21.52% |
| Neither agree nor disagree | 7.24% | 7.00% | 5.31% | 6.93% | 6.63% |
| Disagree | 3.00% | 2.65% | 2.69% | 6.93% | 2.92% |
| Strongly disagree | 2.83% | 2.17% | 2.69% | 0.99% | 2.65% |
| N/A / Not observed | 1.97% | 3.74% | 1.65% | 0.00% | 2.10% |
| <i>Total Respondents</i> | 2899 | 829 | 1637 | 101 | 5475 |

Please indicate your level of agreement with the following statements: - The faculty member's grading criteria were clearly defined.



| | College of Arts and Sciences - Fall 2011 | College of Business - Fall 2011 | College of Education - Fall 2011 | School of Nursing - Fall 2011 | Delta State University - Fall 2011 |
|----------------------------|--|---------------------------------|----------------------------------|-------------------------------|------------------------------------|
| Strongly agree | 61.99% | 68.40% | 63.96% | 64.36% | 63.58% |
| Agree | 21.90% | 19.18% | 23.27% | 22.77% | 21.94% |
| Neither agree nor disagree | 7.86% | 6.76% | 5.80% | 2.97% | 7.00% |
| Disagree | 4.31% | 3.50% | 3.85% | 5.94% | 4.07% |
| Strongly disagree | 2.76% | 1.93% | 2.44% | 2.97% | 2.54% |
| N/A / Not observed | 1.17% | 0.24% | 0.67% | 0.99% | 0.88% |
| Total Respondents | 2899 | 829 | 1637 | 101 | 5475 |

Please indicate your level of agreement with the following statements: - The faculty member adequately explained confusing and/or complex material.



| | College of Arts and Sciences - Fall 2011 | College of Business - Fall 2011 | College of Education - Fall 2011 | School of Nursing - Fall 2011 | Delta State University - Fall 2011 |
|----------------------------|--|---------------------------------|----------------------------------|-------------------------------|------------------------------------|
| Strongly agree | 60.12% | 60.19% | 60.97% | 59.41% | 60.38% |
| Agree | 22.21% | 20.87% | 23.52% | 20.79% | 22.37% |
| Neither agree nor disagree | 7.66% | 6.63% | 5.74% | 5.94% | 6.90% |
| Disagree | 4.73% | 4.83% | 4.58% | 10.89% | 4.80% |
| Strongly disagree | 3.45% | 3.38% | 3.05% | 2.97% | 3.31% |
| N/A / Not observed | 1.83% | 4.10% | 2.14% | 0.00% | 2.23% |
| Total Respondents | 2899 | 829 | 1637 | 101 | 5475 |

Please indicate your level of agreement with the following statements: - The faculty member's method of evaluating progress were clearly specified.

| | Mean | Difference | Std Dev | N | Top N | Bottom N | Rank |
|---|-------------|------------|-------------|-------------|---------------|--------------|------|
| College of Arts and Sciences - Fall 2011 | 4.35 | 0.03 | 1.02 | 2866 | 83.85% | 7.57% | |
| College of Business - Fall 2011 | 4.41 | -0.03 | 0.95 | 823 | 85.91% | 6.93% | |
| College of Education - Fall 2011 | 4.42 | -0.04 | 0.96 | 1623 | 87.12% | 6.47% | |
| School of Nursing - Fall 2011 | 4.38 | 0.00 | 1.12 | 100 | 85.00% | 10.00% | |
| Delta State University - Fall 2011 | 4.38 | --- | 0.99 | 5421 | 85.17% | 7.18% | |

4.20 4.25 4.31 4.36 4.42

| | College of Arts and Sciences - Fall 2011 | College of Business - Fall 2011 | College of Education - Fall 2011 | School of Nursing - Fall 2011 | Delta State University - Fall 2011 |
|----------------------------|--|---------------------------------|----------------------------------|-------------------------------|---|
| Strongly agree | 60.64% | 63.09% | 63.04% | 67.33% | 61.84% |
| Agree | 22.25% | 22.20% | 23.34% | 16.83% | 22.48% |
| Neither agree nor disagree | 8.49% | 7.12% | 6.35% | 4.95% | 7.58% |
| Disagree | 4.45% | 5.31% | 3.79% | 4.95% | 4.38% |
| Strongly disagree | 3.04% | 1.57% | 2.63% | 4.95% | 2.72% |
| N/A / Not observed | 1.14% | 0.72% | 0.86% | 0.99% | 0.99% |
| <i>Total Respondents</i> | 2899 | 829 | 1637 | 101 | 5475 |

Please indicate your level of agreement with the following statements: - The faculty member encouraged students to ask questions.

| | Mean | Difference | Std Dev | N | Top N | Bottom N | Rank |
|---|-------------|------------|-------------|-------------|---------------|--------------|------|
| College of Arts and Sciences - Fall 2011 | 4.51 | 0.00 | 0.89 | 2859 | 88.74% | 4.51% | |
| College of Business - Fall 2011 | 4.50 | 0.01 | 0.85 | 800 | 88.63% | 3.88% | |
| College of Education - Fall 2011 | 4.52 | -0.01 | 0.81 | 1604 | 90.84% | 3.43% | |
| School of Nursing - Fall 2011 | 4.50 | 0.01 | 0.78 | 101 | 88.12% | 2.97% | |
| Delta State University - Fall 2011 | 4.51 | --- | 0.86 | 5373 | 89.34% | 4.06% | |

4.30 4.35 4.41 4.46 4.52

| | College of Arts and Sciences - Fall 2011 | College of Business - Fall 2011 | College of Education - Fall 2011 | School of Nursing - Fall 2011 | Delta State University - Fall 2011 |
|----------------------------|--|---------------------------------|----------------------------------|-------------------------------|---|
| Strongly agree | 67.71% | 64.29% | 64.39% | 64.36% | 66.14% |
| Agree | 19.80% | 21.23% | 24.62% | 23.76% | 21.53% |
| Neither agree nor disagree | 6.66% | 7.24% | 5.62% | 8.91% | 6.48% |
| Disagree | 2.21% | 2.17% | 1.95% | 2.97% | 2.14% |
| Strongly disagree | 2.24% | 1.57% | 1.41% | 0.00% | 1.84% |
| N/A / Not observed | 1.38% | 3.50% | 2.02% | 0.00% | 1.86% |
| <i>Total Respondents</i> | 2899 | 829 | 1637 | 101 | 5475 |

Please indicate your level of agreement with the following statements: - The faculty member displayed motivation and energy in teaching the course.

| | Mean | Difference | Std Dev | N | Top N | Bottom N | Rank |
|---|-------------|------------|-------------|-------------|---------------|--------------|------|
| College of Arts and Sciences - Fall 2011 | 4.45 | 0.00 | 0.96 | 2848 | 86.62% | 6.00% | |
| College of Business - Fall 2011 | 4.45 | -0.01 | 0.94 | 772 | 86.79% | 5.83% | |
| College of Education - Fall 2011 | 4.45 | 0.00 | 0.94 | 1571 | 87.52% | 5.98% | |
| School of Nursing - Fall 2011 | 4.41 | 0.04 | 1.03 | 99 | 85.86% | 7.07% | |
| Delta State University - Fall 2011 | 4.45 | --- | 0.95 | 5298 | 86.92% | 5.98% | |

4.30 4.34 4.38 4.42 4.45

| | College of Arts and Sciences - Fall 2011 | College of Business - Fall 2011 | College of Education - Fall 2011 | School of Nursing - Fall 2011 | Delta State University - Fall 2011 |
|----------------------------|--|---------------------------------|----------------------------------|-------------------------------|---|
| Strongly agree | 66.13% | 62.12% | 63.10% | 65.35% | 64.58% |
| Agree | 18.97% | 18.70% | 20.89% | 18.81% | 19.53% |
| Neither agree nor disagree | 7.24% | 6.88% | 6.23% | 6.93% | 6.87% |
| Disagree | 3.04% | 3.38% | 3.30% | 2.97% | 3.16% |
| Strongly disagree | 2.86% | 2.05% | 2.44% | 3.96% | 2.63% |
| N/A / Not observed | 1.76% | 6.88% | 4.03% | 1.98% | 3.23% |
| <i>Total Respondents</i> | <i>2899</i> | <i>829</i> | <i>1637</i> | <i>101</i> | <i>5475</i> |

Please indicate your level of agreement with the following statements: - The faculty member's required readings supported the course objectives.

| | Mean | Difference | Std Dev | N | Top N | Bottom N | Rank |
|---|-------------|------------|-------------|-------------|---------------|--------------|------|
| College of Arts and Sciences - Fall 2011 | 4.43 | 0.03 | 0.94 | 2702 | 86.79% | 5.40% | |
| College of Business - Fall 2011 | 4.44 | 0.02 | 0.89 | 799 | 86.98% | 4.38% | |
| College of Education - Fall 2011 | 4.51 | -0.06* | 0.80 | 1576 | 90.42% | 3.17% | |
| School of Nursing - Fall 2011 | 4.49 | -0.03 | 0.97 | 92 | 86.96% | 5.43% | |
| Delta State University - Fall 2011 | 4.46 | --- | 0.89 | 5178 | 87.95% | 4.56% | |

4.30 4.35 4.41 4.46 4.51

| | College of Arts and Sciences - Fall 2011 | College of Business - Fall 2011 | College of Education - Fall 2011 | School of Nursing - Fall 2011 | Delta State University - Fall 2011 |
|----------------------------|--|---------------------------------|----------------------------------|-------------------------------|---|
| Strongly agree | 59.71% | 60.68% | 62.86% | 64.36% | 60.88% |
| Agree | 21.18% | 23.16% | 24.19% | 14.85% | 22.30% |
| Neither agree nor disagree | 7.28% | 8.32% | 6.17% | 6.93% | 7.09% |
| Disagree | 2.73% | 2.41% | 1.83% | 1.98% | 2.39% |
| Strongly disagree | 2.31% | 1.81% | 1.22% | 2.97% | 1.92% |
| N/A / Not observed | 6.80% | 3.62% | 3.73% | 8.91% | 5.42% |
| <i>Total Respondents</i> | <i>2899</i> | <i>829</i> | <i>1637</i> | <i>101</i> | <i>5475</i> |

Please indicate your level of agreement with the following statements: - The faculty member's assignments added to my understanding of the subject.

| | Mean | Difference | Std Dev | N | Top N | Bottom N | Rank |
|---|-------------|------------|-------------|-------------|---------------|--------------|------|
| College of Arts and Sciences - Fall 2011 | 4.36 | 0.03 | 1.03 | 2836 | 84.91% | 7.55% | |
| College of Business - Fall 2011 | 4.41 | -0.03 | 0.98 | 813 | 86.35% | 6.40% | |
| College of Education - Fall 2011 | 4.42 | -0.03 | 0.94 | 1609 | 87.13% | 5.72% | |
| School of Nursing - Fall 2011 | 4.39 | 0.00 | 1.03 | 97 | 83.51% | 7.22% | |
| Delta State University - Fall 2011 | 4.39 | --- | 0.99 | 5364 | 85.79% | 6.80% | |

4.20 4.26 4.31 4.37 4.42

| | College of Arts and Sciences - Fall 2011 | College of Business - Fall 2011 | College of Education - Fall 2011 | School of Nursing - Fall 2011 | Delta State University - Fall 2011 |
|----------------------------|--|---------------------------------|----------------------------------|-------------------------------|---|
| Strongly agree | 61.30% | 63.33% | 62.13% | 63.37% | 61.90% |
| Agree | 21.77% | 21.35% | 23.52% | 16.83% | 22.16% |
| Neither agree nor disagree | 7.38% | 7.12% | 7.03% | 8.91% | 7.25% |
| Disagree | 3.76% | 3.26% | 3.05% | 3.96% | 3.47% |
| Strongly disagree | 3.62% | 3.02% | 2.57% | 2.97% | 3.20% |
| N/A / Not observed | 2.17% | 1.93% | 1.71% | 3.96% | 2.03% |
| <i>Total Respondents</i> | <i>2899</i> | <i>829</i> | <i>1637</i> | <i>101</i> | <i>5475</i> |

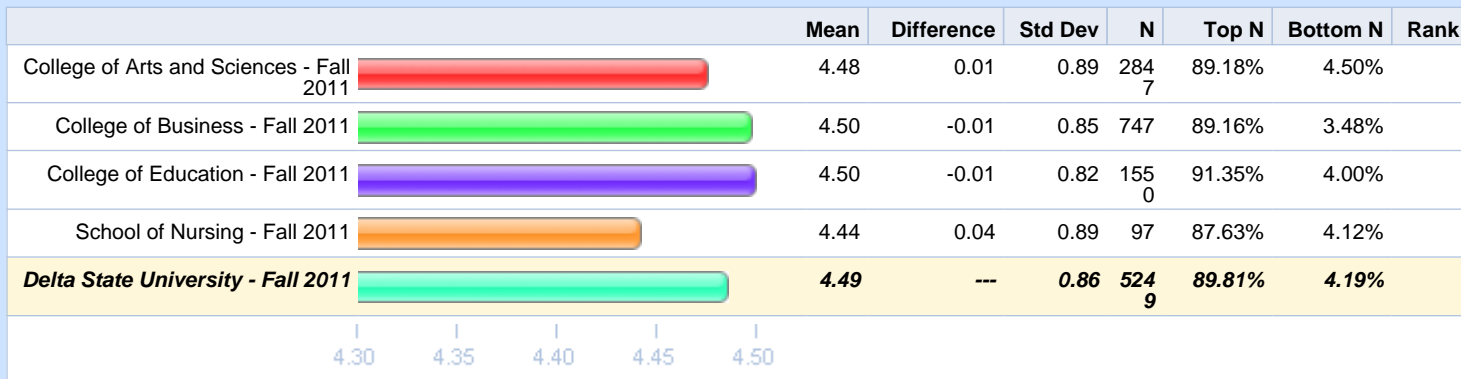
Please indicate your level of agreement with the following statements: - The faculty member consistently began the class sessions on time.

| | Mean | Difference | Std Dev | N | Top N | Bottom N | Rank |
|---|-------------|------------|-------------|-------------|---------------|--------------|------|
| College of Arts and Sciences - Fall 2011 | 4.50 | 0.03 | 0.88 | 2843 | 89.94% | 5.07% | |
| College of Business - Fall 2011 | 4.59 | -0.06 | 0.75 | 744 | 90.86% | 2.42% | |
| College of Education - Fall 2011 | 4.55 | -0.02 | 0.84 | 1528 | 91.75% | 3.93% | |
| School of Nursing - Fall 2011 | 4.51 | 0.02 | 0.94 | 91 | 92.31% | 6.59% | |
| Delta State University - Fall 2011 | 4.53 | --- | 0.85 | 5214 | 90.66% | 4.37% | |

4.40 4.45 4.50 4.54 4.59

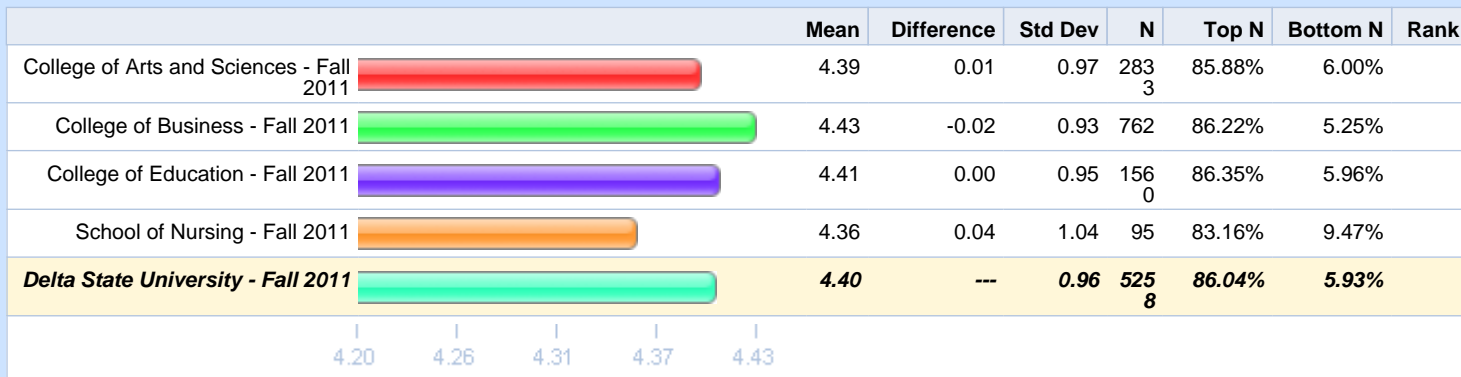
| | College of Arts and Sciences - Fall 2011 | College of Business - Fall 2011 | College of Education - Fall 2011 | School of Nursing - Fall 2011 | Delta State University - Fall 2011 |
|----------------------------|--|---------------------------------|----------------------------------|-------------------------------|---|
| Strongly agree | 66.23% | 64.17% | 64.75% | 61.39% | 65.37% |
| Agree | 21.97% | 17.37% | 20.89% | 21.78% | 20.97% |
| Neither agree nor disagree | 4.90% | 6.03% | 4.03% | 0.99% | 4.73% |
| Disagree | 2.90% | 1.57% | 1.47% | 2.97% | 2.26% |
| Strongly disagree | 2.07% | 0.60% | 2.20% | 2.97% | 1.90% |
| N/A / Not observed | 1.93% | 10.25% | 6.66% | 9.90% | 4.77% |
| <i>Total Respondents</i> | <i>2899</i> | <i>829</i> | <i>1637</i> | <i>101</i> | <i>5475</i> |

Please indicate your level of agreement with the following statements: - The faculty member kept lectures and discussions focused on relevant content.



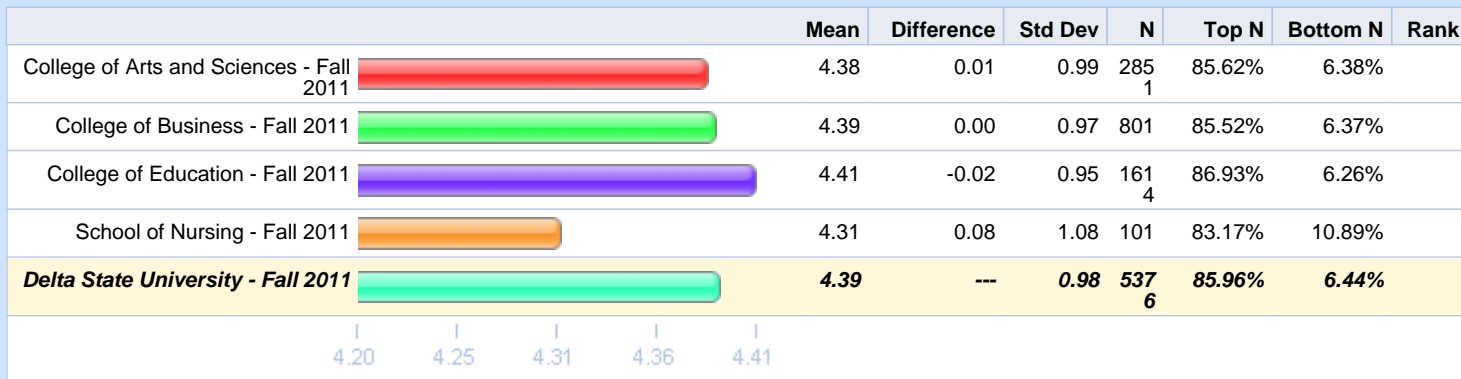
| | College of Arts and Sciences - Fall 2011 | College of Business - Fall 2011 | College of Education - Fall 2011 | School of Nursing - Fall 2011 | Delta State University - Fall 2011 |
|----------------------------|--|---------------------------------|----------------------------------|-------------------------------|------------------------------------|
| Strongly agree | 64.30% | 59.71% | 61.03% | 60.40% | 62.56% |
| Agree | 23.28% | 20.63% | 25.47% | 23.76% | 23.54% |
| Neither agree nor disagree | 6.21% | 6.63% | 4.40% | 7.92% | 5.75% |
| Disagree | 2.04% | 1.45% | 2.26% | 1.98% | 2.01% |
| Strongly disagree | 2.38% | 1.69% | 1.53% | 1.98% | 2.01% |
| N/A / Not observed | 1.79% | 9.89% | 5.31% | 3.96% | 4.13% |
| Total Respondents | 2899 | 829 | 1637 | 101 | 5475 |

Please indicate your level of agreement with the following statements: - The faculty member's presentations were well organized.



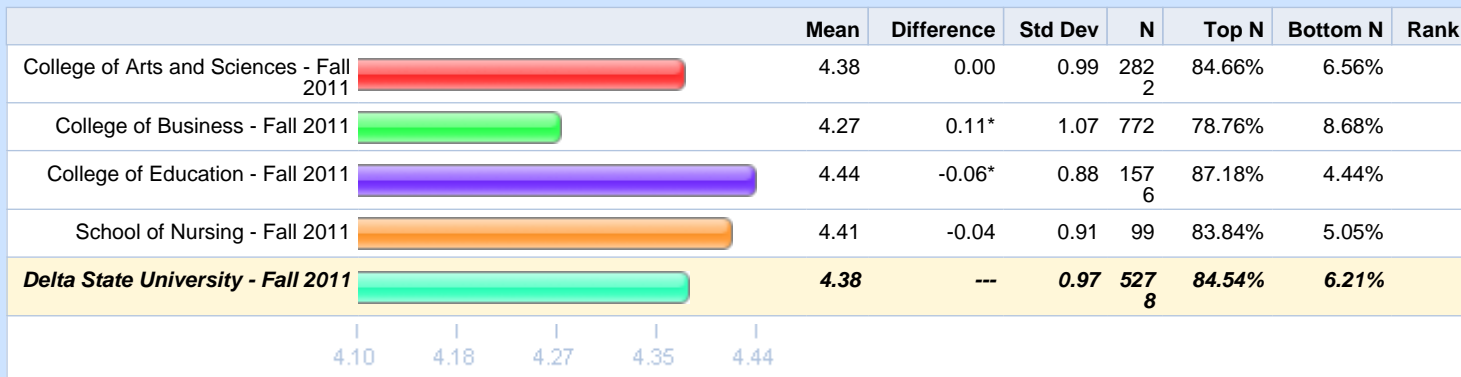
| | College of Arts and Sciences - Fall 2011 | College of Business - Fall 2011 | College of Education - Fall 2011 | School of Nursing - Fall 2011 | Delta State University - Fall 2011 |
|----------------------------|--|---------------------------------|----------------------------------|-------------------------------|------------------------------------|
| Strongly agree | 61.06% | 58.75% | 59.56% | 60.40% | 60.24% |
| Agree | 22.87% | 20.51% | 22.72% | 17.82% | 22.39% |
| Neither agree nor disagree | 7.93% | 7.84% | 7.33% | 6.93% | 7.71% |
| Disagree | 3.04% | 2.65% | 3.42% | 6.93% | 3.16% |
| Strongly disagree | 2.83% | 2.17% | 2.26% | 1.98% | 2.54% |
| N/A / Not observed | 2.28% | 8.08% | 4.70% | 5.94% | 3.96% |
| Total Respondents | 2899 | 829 | 1637 | 101 | 5475 |

Please indicate your level of agreement with the following statements: - The faculty member clearly aided students in achieving learning objectives for the course.



| | College of Arts and Sciences - Fall 2011 | College of Business - Fall 2011 | College of Education - Fall 2011 | School of Nursing - Fall 2011 | Delta State University - Fall 2011 |
|----------------------------|--|---------------------------------|----------------------------------|-------------------------------|------------------------------------|
| Strongly agree | 61.57% | 60.43% | 61.88% | 61.39% | 61.50% |
| Agree | 22.63% | 22.20% | 23.82% | 21.78% | 22.90% |
| Neither agree nor disagree | 7.86% | 7.84% | 6.72% | 5.94% | 7.47% |
| Disagree | 2.97% | 3.50% | 3.79% | 7.92% | 3.40% |
| Strongly disagree | 3.31% | 2.65% | 2.38% | 2.97% | 2.92% |
| N/A / Not observed | 1.66% | 3.38% | 1.41% | 0.00% | 1.81% |
| Total Respondents | 2899 | 829 | 1637 | 101 | 5475 |

Please indicate your level of agreement with the following statements: - The faculty member encouraged student-to-student engagement opportunities.



| | College of Arts and Sciences - Fall 2011 | College of Business - Fall 2011 | College of Education - Fall 2011 | School of Nursing - Fall 2011 | Delta State University - Fall 2011 |
|----------------------------|--|---------------------------------|----------------------------------|-------------------------------|------------------------------------|
| Strongly agree | 60.88% | 55.85% | 60.17% | 62.38% | 59.93% |
| Agree | 21.52% | 17.49% | 23.76% | 19.80% | 21.57% |
| Neither agree nor disagree | 8.55% | 11.70% | 8.06% | 10.89% | 8.91% |
| Disagree | 3.38% | 5.43% | 2.69% | 3.96% | 3.51% |
| Strongly disagree | 3.00% | 2.65% | 1.59% | 0.99% | 2.48% |
| N/A / Not observed | 2.66% | 6.88% | 3.73% | 1.98% | 3.60% |
| Total Respondents | 2899 | 829 | 1637 | 101 | 5475 |

Please indicate your level of agreement with the following statements: - The faculty member provided opportunities for the student to interact with him/her.

| | Mean | Difference | Std Dev | N | Top N | Bottom N | Rank |
|---|-------------|------------|-------------|-------------|---------------|--------------|------|
| College of Arts and Sciences - Fall 2011 | 4.45 | 0.00 | 0.93 | 2865 | 87.54% | 5.24% | |
| College of Business - Fall 2011 | 4.44 | 0.01 | 0.88 | 811 | 87.05% | 4.19% | |
| College of Education - Fall 2011 | 4.46 | -0.01 | 0.86 | 1615 | 89.10% | 4.27% | |
| School of Nursing - Fall 2011 | 4.45 | 0.01 | 0.88 | 101 | 83.17% | 2.97% | |
| Delta State University - Fall 2011 | 4.45 | --- | 0.90 | 5401 | 87.87% | 4.74% | |

4.30 4.34 4.38 4.42 4.46

| | College of Arts and Sciences - Fall 2011 | College of Business - Fall 2011 | College of Education - Fall 2011 | School of Nursing - Fall 2011 | Delta State University - Fall 2011 |
|----------------------------|--|---------------------------------|----------------------------------|-------------------------------|------------------------------------|
| Strongly agree | 64.51% | 61.64% | 62.13% | 65.35% | 63.36% |
| Agree | 22.01% | 23.52% | 25.78% | 17.82% | 23.32% |
| Neither agree nor disagree | 7.14% | 8.56% | 6.54% | 13.86% | 7.29% |
| Disagree | 2.45% | 2.41% | 2.50% | 1.98% | 2.45% |
| Strongly disagree | 2.73% | 1.69% | 1.71% | 0.99% | 2.23% |
| N/A / Not observed | 1.17% | 2.17% | 1.34% | 0.00% | 1.35% |
| Total Respondents | 2899 | 829 | 1637 | 101 | 5475 |

Please indicate your level of agreement with the following statements: - The faculty member encouraged multiple forms of communication from students.

| | Mean | Difference | Std Dev | N | Top N | Bottom N | Rank |
|---|-------------|------------|-------------|-------------|---------------|--------------|------|
| College of Arts and Sciences - Fall 2011 | 4.37 | 0.01 | 0.95 | 2833 | 84.47% | 5.54% | |
| College of Business - Fall 2011 | 4.39 | -0.01 | 0.92 | 803 | 84.18% | 4.98% | |
| College of Education - Fall 2011 | 4.39 | -0.01 | 0.93 | 1606 | 85.62% | 6.04% | |
| School of Nursing - Fall 2011 | 4.43 | -0.05 | 0.88 | 100 | 87.00% | 5.00% | |
| Delta State University - Fall 2011 | 4.38 | --- | 0.94 | 5351 | 84.83% | 5.59% | |

4.20 4.26 4.32 4.37 4.43

| | College of Arts and Sciences - Fall 2011 | College of Business - Fall 2011 | College of Education - Fall 2011 | School of Nursing - Fall 2011 | Delta State University - Fall 2011 |
|----------------------------|--|---------------------------------|----------------------------------|-------------------------------|------------------------------------|
| Strongly agree | 59.22% | 59.76% | 59.63% | 62.00% | 59.45% |
| Agree | 23.85% | 22.18% | 24.46% | 25.00% | 23.83% |
| Neither agree nor disagree | 9.82% | 10.55% | 8.20% | 8.00% | 9.41% |
| Disagree | 3.05% | 3.27% | 4.22% | 4.00% | 3.45% |
| Strongly disagree | 2.40% | 1.58% | 1.71% | 1.00% | 2.04% |
| N/A / Not observed | 1.67% | 2.67% | 1.77% | 0.00% | 1.82% |
| Total Respondents | 2881 | 825 | 1635 | 100 | 5450 |

Please indicate your level of agreement with the following statements: - The faculty member's assignments encouraged my critical thinking ability.

| | Mean | Difference | Std Dev | N | Top N | Bottom N | Rank |
|---|-------------|------------|-------------|------------------|---------------|--------------|------|
| College of Arts and Sciences - Fall 2011 | 4.44 | 0.00 | 0.91 | 280 2 | 87.33% | 4.75% | |
| College of Business - Fall 2011 | 4.41 | 0.03 | 0.88 | 815 | 87.36% | 4.54% | |
| College of Education - Fall 2011 | 4.46 | -0.01 | 0.87 | 160 4 | 88.34% | 4.74% | |
| School of Nursing - Fall 2011 | 4.53 | -0.09 | 0.83 | 96 | 91.67% | 5.21% | |
| Delta State University - Fall 2011 | 4.44 | --- | 0.89 | 532 6 | 87.74% | 4.71% | |

4.30 4.36 4.42 4.47 4.53

| | College of Arts and Sciences - Fall 2011 | College of Business - Fall 2011 | College of Education - Fall 2011 | School of Nursing - Fall 2011 | Delta State University - Fall 2011 |
|----------------------------|--|---------------------------------|----------------------------------|-------------------------------|------------------------------------|
| Strongly agree | 62.20% | 59.03% | 62.39% | 65.00% | 61.82% |
| Agree | 22.74% | 27.27% | 24.28% | 23.00% | 23.93% |
| Neither agree nor disagree | 7.71% | 8.00% | 6.79% | 3.00% | 7.38% |
| Disagree | 2.29% | 2.79% | 3.30% | 4.00% | 2.70% |
| Strongly disagree | 2.33% | 1.70% | 1.35% | 1.00% | 1.91% |
| N/A / Not observed | 2.74% | 1.21% | 1.90% | 4.00% | 2.28% |
| Total Respondents | 2881 | 825 | 1635 | 100 | 5450 |

Please indicate your level of agreement with the following statements: - I would recommend this faculty member to others.

| | Mean | Difference | Std Dev | N | Top N | Bottom N | Rank |
|---|-------------|------------|-------------|------------------|---------------|--------------|------|
| College of Arts and Sciences - Fall 2011 | 4.34 | 0.04 | 1.11 | 287 1 | 83.56% | 8.92% | |
| College of Business - Fall 2011 | 4.41 | -0.03 | 1.05 | 819 | 85.10% | 7.81% | |
| College of Education - Fall 2011 | 4.44 | -0.06 | 1.02 | 162 9 | 87.05% | 7.24% | |
| School of Nursing - Fall 2011 | 4.32 | 0.05 | 1.13 | 99 | 83.84% | 9.09% | |
| Delta State University - Fall 2011 | 4.38 | --- | 1.07 | 542 7 | 84.87% | 8.24% | |

4.20 4.26 4.32 4.38 4.44

| | College of Arts and Sciences - Fall 2011 | College of Business - Fall 2011 | College of Education - Fall 2011 | School of Nursing - Fall 2011 | Delta State University - Fall 2011 |
|----------------------------|--|---------------------------------|----------------------------------|-------------------------------|------------------------------------|
| Strongly agree | 64.25% | 67.03% | 67.52% | 63.00% | 65.63% |
| Agree | 19.02% | 17.45% | 19.20% | 20.00% | 18.88% |
| Neither agree nor disagree | 7.50% | 7.03% | 5.69% | 7.00% | 6.86% |
| Disagree | 3.61% | 3.64% | 3.18% | 3.00% | 3.47% |
| Strongly disagree | 5.28% | 4.12% | 4.04% | 6.00% | 4.73% |
| N/A / Not observed | 0.35% | 0.73% | 0.37% | 1.00% | 0.42% |
| Total Respondents | 2881 | 825 | 1635 | 100 | 5450 |

Please indicate your level of agreement with the following statements: - The faculty member's tests and assignments were graded and returned promptly.

| | Mean | Difference | Std Dev | N | Top N | Bottom N | Rank |
|---|-------------|------------|-------------|------------------|---------------|--------------|------|
| College of Arts and Sciences - Fall 2011 | 4.36 | -0.02 | 0.99 | 269 6 | 84.94% | 6.68% | |
| College of Business - Fall 2011 | 4.41 | -0.07 | 0.98 | 815 | 86.75% | 6.50% | |
| College of Education - Fall 2011 | 4.27 | 0.07* | 1.10 | 159 7 | 83.16% | 10.08% | |
| School of Nursing - Fall 2011 | 4.14 | 0.20 | 1.17 | 95 | 75.79% | 15.79% | |
| Delta State University - Fall 2011 | 4.33 | --- | 1.03 | 521 2 | 84.54% | 7.85% | |

4.00 4.10 4.20 4.31 4.41

| | College of Arts and Sciences - Fall 2011 | College of Business - Fall 2011 | College of Education - Fall 2011 | School of Nursing - Fall 2011 | Delta State University - Fall 2011 |
|----------------------------|--|---------------------------------|----------------------------------|-------------------------------|------------------------------------|
| Strongly agree | 56.58% | 63.15% | 56.94% | 53.00% | 57.63% |
| Agree | 22.91% | 22.55% | 24.28% | 19.00% | 23.21% |
| Neither agree nor disagree | 7.84% | 6.67% | 6.61% | 8.00% | 7.28% |
| Disagree | 3.30% | 3.15% | 5.38% | 13.00% | 4.07% |
| Strongly disagree | 2.95% | 3.27% | 4.46% | 2.00% | 3.43% |
| N/A / Not observed | 6.42% | 1.21% | 2.32% | 5.00% | 4.37% |
| Total Respondents | 2881 | 825 | 1635 | 100 | 5450 |

Please indicate your level of agreement with the following statements: - The faculty member provided information which allowed students to meet course objectives.

| | Mean | Difference | Std Dev | N | Top N | Bottom N | Rank |
|---|-------------|------------|-------------|------------------|---------------|--------------|------|
| College of Arts and Sciences - Fall 2011 | 4.45 | 0.01 | 0.89 | 283 0 | 88.13% | 4.42% | |
| College of Business - Fall 2011 | 4.41 | 0.04 | 0.91 | 816 | 87.13% | 5.02% | |
| College of Education - Fall 2011 | 4.50 | -0.04 | 0.83 | 161 6 | 90.04% | 3.71% | |
| School of Nursing - Fall 2011 | 4.41 | 0.04 | 0.95 | 100 | 84.00% | 7.00% | |
| Delta State University - Fall 2011 | 4.45 | --- | 0.88 | 537 1 | 88.49% | 4.34% | |

4.30 4.35 4.40 4.45 4.50

| | College of Arts and Sciences - Fall 2011 | College of Business - Fall 2011 | College of Education - Fall 2011 | School of Nursing - Fall 2011 | Delta State University - Fall 2011 |
|----------------------------|--|---------------------------------|----------------------------------|-------------------------------|------------------------------------|
| Strongly agree | 61.96% | 60.36% | 64.04% | 65.00% | 62.40% |
| Agree | 24.61% | 25.82% | 24.95% | 19.00% | 24.81% |
| Neither agree nor disagree | 7.32% | 7.76% | 6.18% | 9.00% | 7.06% |
| Disagree | 2.12% | 3.03% | 2.08% | 6.00% | 2.31% |
| Strongly disagree | 2.22% | 1.94% | 1.59% | 1.00% | 1.96% |
| N/A / Not observed | 1.77% | 1.09% | 1.16% | 0.00% | 1.45% |
| Total Respondents | 2881 | 825 | 1635 | 100 | 5450 |

Please indicate your level of agreement with the following statements: - The faculty member was fair in interactions with students.

| | Mean | Difference | Std Dev | N | Top N | Bottom N | Rank |
|---|-------------|------------|-------------|-------------|---------------|--------------|------|
| College of Arts and Sciences - Fall 2011 | 4.44 | 0.03 | 0.93 | 2839 | 87.57% | 5.32% | |
| College of Business - Fall 2011 | 4.50 | -0.03 | 0.87 | 798 | 89.10% | 4.26% | |
| College of Education - Fall 2011 | 4.51 | -0.04 | 0.82 | 1592 | 90.33% | 3.83% | |
| School of Nursing - Fall 2011 | 4.36 | 0.11 | 1.00 | 100 | 82.00% | 7.00% | |
| Delta State University - Fall 2011 | 4.47 | --- | 0.89 | 5338 | 88.54% | 4.74% | |

4.20 4.28 4.35 4.43 4.51

| | College of Arts and Sciences - Fall 2011 | College of Business - Fall 2011 | College of Education - Fall 2011 | School of Nursing - Fall 2011 | Delta State University - Fall 2011 |
|----------------------------|--|---------------------------------|----------------------------------|-------------------------------|------------------------------------|
| Strongly agree | 63.66% | 64.97% | 63.55% | 63.00% | 63.82% |
| Agree | 22.63% | 21.21% | 24.40% | 19.00% | 22.90% |
| Neither agree nor disagree | 7.01% | 6.42% | 5.69% | 11.00% | 6.59% |
| Disagree | 2.53% | 2.30% | 2.63% | 5.00% | 2.57% |
| Strongly disagree | 2.71% | 1.82% | 1.10% | 2.00% | 2.07% |
| N/A / Not observed | 1.46% | 3.27% | 2.63% | 0.00% | 2.06% |
| Total Respondents | 2881 | 825 | 1635 | 100 | 5450 |

Please indicate your level of agreement with the following statements: - The faculty member presented diverse points of view relevant to course content.

| | Mean | Difference | Std Dev | N | Top N | Bottom N | Rank |
|---|-------------|------------|-------------|-------------|---------------|--------------|------|
| College of Arts and Sciences - Fall 2011 | 4.40 | 0.00 | 0.93 | 2811 | 86.27% | 5.23% | |
| College of Business - Fall 2011 | 4.33 | 0.07 | 0.95 | 782 | 83.50% | 5.88% | |
| College of Education - Fall 2011 | 4.44 | -0.04 | 0.89 | 1585 | 87.51% | 4.54% | |
| School of Nursing - Fall 2011 | 4.40 | 0.00 | 0.98 | 98 | 84.69% | 7.14% | |
| Delta State University - Fall 2011 | 4.40 | --- | 0.92 | 5285 | 86.21% | 5.15% | |

4.20 4.26 4.32 4.38 4.44

| | College of Arts and Sciences - Fall 2011 | College of Business - Fall 2011 | College of Education - Fall 2011 | School of Nursing - Fall 2011 | Delta State University - Fall 2011 |
|----------------------------|--|---------------------------------|----------------------------------|-------------------------------|------------------------------------|
| Strongly agree | 60.05% | 54.67% | 60.80% | 63.00% | 59.52% |
| Agree | 24.12% | 24.48% | 24.04% | 20.00% | 24.07% |
| Neither agree nor disagree | 8.30% | 10.06% | 7.71% | 8.00% | 8.39% |
| Disagree | 2.67% | 3.76% | 2.63% | 5.00% | 2.86% |
| Strongly disagree | 2.43% | 1.82% | 1.77% | 2.00% | 2.13% |
| N/A / Not observed | 2.43% | 5.21% | 3.06% | 2.00% | 3.03% |
| Total Respondents | 2881 | 825 | 1635 | 100 | 5450 |

Please indicate your level of agreement with the following statements: - The faculty member provided feedback on written assignments, tests, and/or projects.

| | Mean | Difference | Std Dev | N | Top N | Bottom N | Rank |
|---|-------------|------------|-------------|-------------|---------------|--------------|------|
| College of Arts and Sciences - Fall 2011 | 4.40 | -0.02 | 0.99 | 2740 | 85.69% | 6.31% | |
| College of Business - Fall 2011 | 4.37 | 0.01 | 1.00 | 806 | 84.24% | 6.95% | |
| College of Education - Fall 2011 | 4.36 | 0.02 | 1.03 | 1588 | 84.57% | 7.93% | |
| School of Nursing - Fall 2011 | 4.23 | 0.15 | 1.12 | 97 | 80.41% | 12.37% | |
| Delta State University - Fall 2011 | 4.38 | --- | 1.00 | 5240 | 85.06% | 7.00% | |

4.10 4.17 4.25 4.32 4.40

| | College of Arts and Sciences - Fall 2011 | College of Business - Fall 2011 | College of Education - Fall 2011 | School of Nursing - Fall 2011 | Delta State University - Fall 2011 |
|----------------------------|--|---------------------------------|----------------------------------|-------------------------------|------------------------------------|
| Strongly agree | 60.60% | 61.09% | 60.73% | 56.00% | 60.62% |
| Agree | 20.90% | 21.21% | 21.41% | 22.00% | 21.16% |
| Neither agree nor disagree | 7.60% | 8.61% | 7.28% | 7.00% | 7.63% |
| Disagree | 2.85% | 4.12% | 4.53% | 9.00% | 3.65% |
| Strongly disagree | 3.16% | 2.67% | 3.18% | 3.00% | 3.08% |
| N/A / Not observed | 4.89% | 2.30% | 2.87% | 3.00% | 3.85% |
| Total Respondents | 2881 | 825 | 1635 | 100 | 5450 |

Please indicate your level of agreement with the following statements: - The faculty member used information technology effectively in the course.

| | Mean | Difference | Std Dev | N | Top N | Bottom N | Rank |
|---|-------------|------------|-------------|-------------|---------------|--------------|------|
| College of Arts and Sciences - Fall 2011 | 4.39 | 0.03 | 0.96 | 2765 | 85.64% | 5.71% | |
| College of Business - Fall 2011 | 4.44 | -0.02 | 0.90 | 795 | 87.55% | 4.65% | |
| College of Education - Fall 2011 | 4.46 | -0.04 | 0.87 | 1591 | 88.81% | 4.21% | |
| School of Nursing - Fall 2011 | 4.53 | -0.10 | 0.75 | 97 | 90.72% | 3.09% | |
| Delta State University - Fall 2011 | 4.42 | --- | 0.92 | 5257 | 87.01% | 5.04% | |

4.20 4.28 4.36 4.44 4.53

| | College of Arts and Sciences - Fall 2011 | College of Business - Fall 2011 | College of Education - Fall 2011 | School of Nursing - Fall 2011 | Delta State University - Fall 2011 |
|----------------------------|--|---------------------------------|----------------------------------|-------------------------------|------------------------------------|
| Strongly agree | 59.32% | 60.85% | 61.71% | 63.00% | 60.33% |
| Agree | 22.87% | 23.52% | 24.71% | 25.00% | 23.60% |
| Neither agree nor disagree | 8.30% | 7.52% | 6.79% | 6.00% | 7.67% |
| Disagree | 2.85% | 2.55% | 2.32% | 3.00% | 2.64% |
| Strongly disagree | 2.64% | 1.94% | 1.77% | 0.00% | 2.22% |
| N/A / Not observed | 4.03% | 3.64% | 2.69% | 3.00% | 3.54% |
| Total Respondents | 2881 | 825 | 1635 | 100 | 5450 |

Please indicate your level of agreement with the following statements: - The faculty member incorporated current research in the course.

| | Mean | Difference | Std Dev | N | Top N | Bottom N | Rank |
|---|-------------|------------|-------------|------------|---------------|--------------|----------|
| College of Arts and Sciences - Fall 2011 | 4.39 | 0.03 | 0.95 | 274 | 85.22% | 5.07% | 1 |
| College of Business - Fall 2011 | 4.40 | 0.03 | 0.93 | 787 | 84.75% | 4.96% | |
| College of Education - Fall 2011 | 4.49 | -0.07* | 0.83 | 158 | 90.49% | 3.97% | 8 |
| School of Nursing - Fall 2011 | 4.41 | 0.02 | 0.95 | 98 | 82.65% | 6.12% | |
| Delta State University - Fall 2011 | 4.42 | --- | 0.91 | 522 | 86.73% | 4.73% | 3 |

4.20 4.27 4.34 4.42 4.49

| | College of Arts and Sciences - Fall 2011 | College of Business - Fall 2011 | College of Education - Fall 2011 | School of Nursing - Fall 2011 | Delta State University - Fall 2011 |
|----------------------------|--|---------------------------------|----------------------------------|-------------------------------|---|
| Strongly agree | 58.94% | 58.79% | 62.08% | 64.00% | 59.98% |
| Agree | 22.15% | 22.06% | 25.81% | 17.00% | 23.14% |
| Neither agree nor disagree | 9.23% | 9.82% | 5.38% | 11.00% | 8.18% |
| Disagree | 2.33% | 2.91% | 2.45% | 5.00% | 2.50% |
| Strongly disagree | 2.50% | 1.82% | 1.41% | 1.00% | 2.04% |
| N/A / Not observed | 4.86% | 4.61% | 2.87% | 2.00% | 4.17% |
| <i>Total Respondents</i> | 2881 | 825 | 1635 | 100 | 5450 |