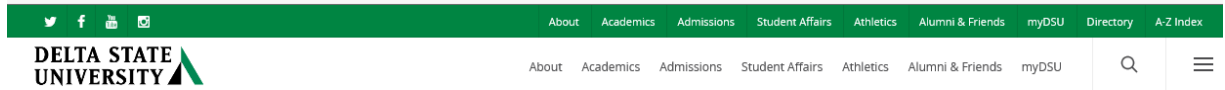


# DELTA STATE UNIVERSITY


## Student Business Services

### How to pay the Housing Application Fee

- Go to the Delta State University homepage at ([www.deltastate.edu](http://www.deltastate.edu)).
- Click on the myDSU tab (right-hand corner).



- Click Login from the myDSU Portal.




- Please read the “Welcome to MyDSU Portal!” note in order to sign in. Then Sign In.



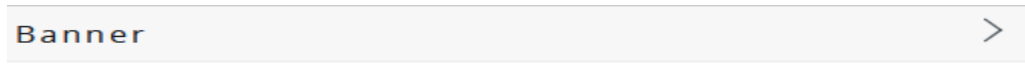
- Once Signed in, click on the DSU Online Services link under the My Apps page.



- Click on the Four Squares on the left side of screen.



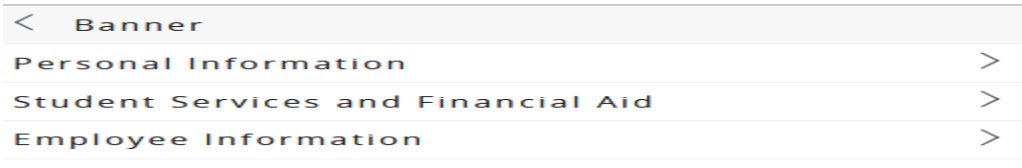
- Then click on the Banner link.



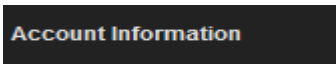
# DELTA STATE UNIVERSITY

## Student Business Services

- Click the Student Services and Financial Aid link twice.



- Click on the Account Information.




- Click the "Pay Now" link.

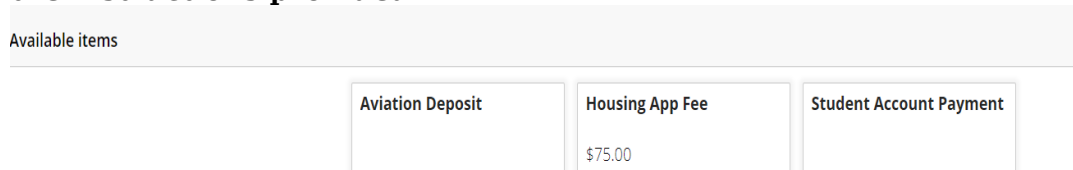


**Note: A pop-up blocker may stop the process of going to the next page. Please try disabling the pop blocker on your device, try another browser or try clearing your browser history/cookies.**

- To access the payment plan, click on the "Overview" or the "Make a Payment" link on the top left side of the screen.



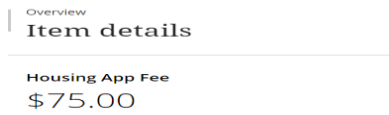
- Click the "Housing App Fee" under the Available items section and follow the instructions provided.




# DELTA STATE UNIVERSITY

## Student Business Services

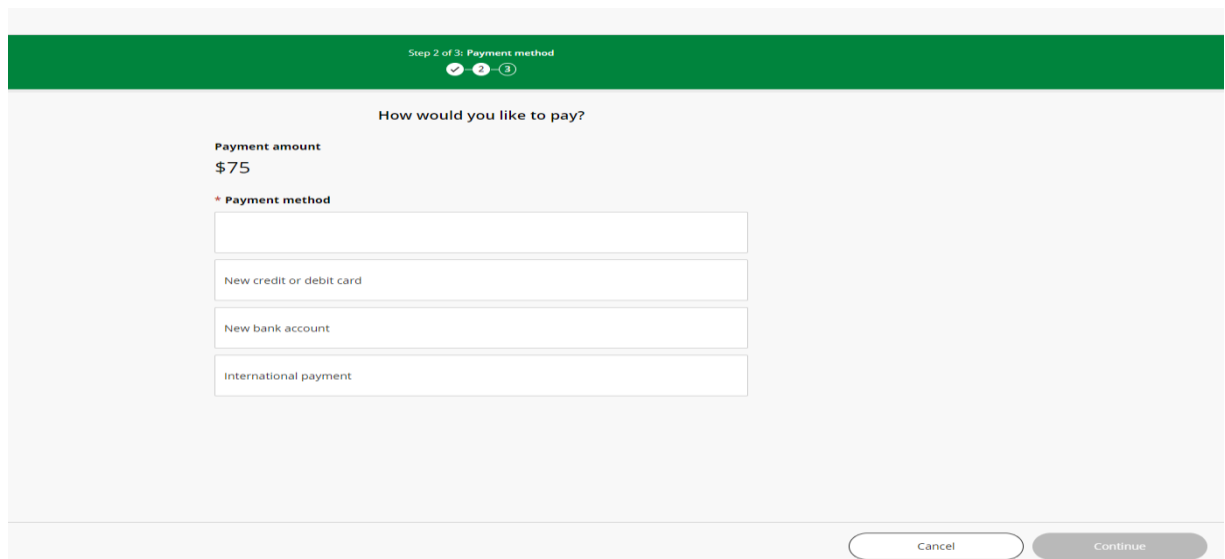
- Click “Add to payment”



- Scroll to the bottom of the screen and press “Checkout”



- Payment can be made via credit/debit card, electronic check (new bank account), or international.



- Upon successful completion, you should receive a confirmation.