

# DELTA STATE

## 2010 STATESMEN FOOTBALL GAME NOTES

DELTA STATE ATHLETIC COMMUNICATIONS  
662.846.4284 (Ph.)/662.846.4297 (Fax)  
Box A3 • Cleveland, Miss. 38733



### SCHEDULE & RESULTS



	September 4 ..... at Jackson State Veterans' Memorial Stadium • Jackson, Miss. <b>L, 32-17</b>
	September 9 ..... Arkansas Tech Parker Field-McCool Stadium • Cleveland <b>W, 27-25</b> • CBS College Sports TV
	September 18 ..... at #20 Valdosta State Bazemore-Hyder Stadium • Valdosta, Ga. <b>W, 27-23</b>
	September 25 ..... (RV) Henderson State Parker Field-McCool Stadium • Cleveland <b>W, 41-37</b> • 25th Pig Pickin'
	September 30 ..... #15 West Alabama Parker Field-McCool Stadium • Cleveland <b>W, 41-37</b> • GSC-TV Live
	October 7 ..... at Arkansas-Monticello Convoy Leslie Stadium • Monticello, Ark. <b>W, 34-20</b> • GSC TV Live
	October 16 ..... Harding Parker Field-McCool Stadium • Cleveland <b>L, 35-38</b> • Homecoming
	October 23 ..... at West Georgia Wolves Stadium • Carrollton, Ga. <b>W, 54-34</b>
	October 28 ..... #21 North Alabama Parker Field-McCool Stadium • Cleveland <b>L, 31-7</b> • GSC-TV Live
	November 6 ..... at Ouachita Baptist A.U. Williams Field • Arkadelphia, Ark. <b>W, 33-27</b> • SSN
	November 13 ..... at Lambuth L.L. Fonville Field • Jackson, Tenn. <b>W, 41-17</b> • SSN
	November 27 ..... #25 North Alabama NCAA DII 2nd Round • Cleveland <b>W, 47-24</b> • SSN
	December 4 ..... #5 Albany State NCAA DII Quarterfinals • Albany, Ga. <b>1 p.m. EST/12 p.m. CST</b> • SSN

#### ALBANY STATE GOLDEN RAMS

**2010 Record:** 11-0/SIAC Champions  
**Rankings (AFCA/D2):** No. 5/No. 5  
**Last Game:** W, 30-28 vs. Wingate  
**Coach:** Mike White  
**Career Record:** 85-35 (11th season)  
**Record at ASU:** 85-35 (11th season)

#### DELTA STATE STATESMEN

**2010 Record:** 9-3/co-GSC Champions  
**Rankings (AFCA/D2):** RV/No. 18  
**Last Game:** W, 47-24 vs. N. Alabama  
**Coach:** Ron Roberts  
**Career Record:** 34-12 (4th season)  
**Record at DSU:** 34-12 (4th season)

#### STATISTICAL LEADERS

**Rushing:** Robert Welton  
149 car. • 820 yards • 10 TD • 74.5 ypg  
**Passing:** Stanley Jennings  
127-of-226 • 2,211 yards • 25 TD/9 INT  
**Receiving:** Ronnie Childs  
40 rec. • 886 yards • 11 TD • 80.5 ypg

#### STATISTICAL LEADERS

**Rushing:** Trevar Deed  
173 car. • 941 yards • 10 TD • 78.4 ypg  
**Passing:** Micah Davis  
278-of-433 • 3,475 yards • 26 TD/14 INT  
**Receiving:** L.J. Castile  
52 rec. • 737 yards • 9 TD • 14.2 ypc • 61.4 ypg

### GAME INFORMATION

**Date:** December 4, 2010  
**Kickoff:** 1 p.m. EST/12 p.m. CST  
**Location:** Albany, Ga.  
**Stadium:** Albany Municipal Coliseum  
**Series:** First Meeting  
**Radio:** Statesmen Sports Network  
Majic 107.5 FM/Cleveland  
WOXB 100.7 FM/Grenada  
WJNT 1180 AM/Jackson  
Matt Jones, Play-by-Play  
Jimmy Smith, Color Commentary  
J.T. Webb, Sidelines  
**Television:** NCAA.com Web Stream  
**Tickets:** www.GoStatesmen.com



**12 • DAVIS**

**STATESMAN TO WATCH: 12 • MICAH DAVIS, QB**  
Micah Davis accounted for four touchdowns in Delta State's 47-24 thrashing of North Alabama in last Saturday's NCAA Second Round playoff game at Parker Field-McCool Stadium and is this week's "Statesman to Watch."

The 6-foot-2 junior completed 19-of-25 passes for 165 yards and three touchdowns, while rushing for a career-high 77 yards and another score to lead the Statesmen to the NCAA Quarterfinals in his first season as DSU's starting quarterback. The former Copiah-Lincoln standout led the green-and-white to scoring drives in seven of their first nine possessions.

Davis, a Wesson native and the son of former Statesman defensive back Glenn Davis, has passed for 3,475 yards this season, while setting a new school record for completion percentage (64.2). Through 12 games, Davis has completed 278-of-433 pass attempts with 26 touchdowns and 14 interceptions. He became just the third Statesmen signal-caller to pass for 3,000 in a season this year, while leading the green-and-white to a share of their fifth GSC Championship. He was also named a finalist for the coveted 2010 CellularSouth Conerly Trophy.

### STREAKS, STORYLINES & SIDEBARS

- The No. 18 Statesmen (9-3, co-GSC Champions) of Delta State University are making their fourth appearance all-time in the NCAA Division II Football Championship Quarterfinals after dismantling the No. 25 Lions (9-4) of the University of North Alabama, 47-24, in the Second Round last Saturday, Nov. 27 at Parker Field-McCool Stadium. DSU last appeared in the quarterfinals in 2008, losing to UNA 55-34.
- No. 5 Albany State University (11-0/SIAC Champions) will host the Statesmen on Saturday, Dec. 4 at Albany Municipal Stadium in Albany, Ga. Kickoff is set for 1 p.m. EST/12 p.m. CST and the game will be broadcast on the Statesmen Sports Network starting at 11 a.m. CST. The game will mark the first ever meeting between the two schools on the football field.
- Delta State boasts a 10-4 record all-time in NCAA postseason play, including a 3-2 record under coach Ron Roberts.
- The Statesmen accounted for 524 yards of total offense, including 359 rushing yards, in the victory over North Alabama. Trevar Deed rushed for 109 yards on 15 carries with a touchdown, while Brandon Lucas rushed 11 times for 106 yards a pair of scores.
- DSU's "Green Shirts" defense held the vaunted North Alabama offense to just 66 yards rushing on a mere 16 carries last Saturday. The Lions managed just 274 yards in the loss after defeating the Statesmen 31-7 in the regular season meeting on Oct. 28.
- Delta State placed eight Statesmen on the All-GSC team, including Trevar Deed, L.J. Castile and Garrett Williams on the First Team.
- Senior running back Trevar Deed is on the verge of becoming the first player in GSC history to amass 2,000 yards rushing and 2,000 yards receiving in his career. The Phoenix, Ariz., native has rushed for 2,480 yards and grabbed 1,960 receiving yards in just 34 career games. He has also scored 42 career touchdowns to tie the school record for career scoring with 252 points.
- Maurice Moore, a 5-foot-10 senior wide receiver/kick returner from Fort Worth, Texas, broke the GSC record for kickoff returns in a season with 49 this past Saturday with three returns versus UNA. The University of Wisconsin transfer has returned 49 kicks for 1,057 yards. He broke the record held by former West Alabama star Terry Allen, who returned 46 kicks during the 2009 season.
- With his 438-yard, four touchdown performance at Lambuth (11.13), junior quarterback Micah Davis became just the third Statesman in history to pass for 3,000 yards in a season. The Wesson native has passed for 3,475 yards and 26 touchdowns this season while completing 278-of-433 passes with 14 interceptions. He joins former Statesmen All-American Scott Eyster, who accomplished the feat all four years at DSU, and Garrett DeWitt, who topped the mark in 2008. Davis' 3,475 yards rank third all-time in a single season at DSU.

#### DELTA STATE ATHLETIC COMMUNICATIONS

Matt Jones, Director • Coby Rich, FB Contact  
Office: (662) 846-4284  
Jones Cell: (662) 719-9160  
Rich Cell: (409) 201-4920  
Email: matt@deltastate.edu  
Website: www.GoStatesmen.com

**DELTA STATE ATHLETIC COMMUNICATIONS STAFF**

**Matthew W. Jones, Director\***

Email: [matt@deltastate.edu](mailto:matt@deltastate.edu)  
 Office Phone: 662.846.4284  
 Cell Phone: 662.719.9160

**Jim Ervin, Assistant Director**

Email: [jervin@deltastate.edu](mailto:jervin@deltastate.edu)  
 Office Phone: 662.846.4594  
 Cell Phone: 662.721.5949

**Marks Elder, Assistant**

Email: [melder@deltastate.edu](mailto:melder@deltastate.edu)  
 Office Phone: 662.846.4285  
 Cell Phone: 205.534.9147

**Lorrie Beth Milton, Assistant**

Email: [lmilton@deltastate.edu](mailto:lmilton@deltastate.edu)  
 Office Phone: 662.846.4285  
 Cell Phone: 205.365.6237

**Coby Rich, Assistant\***

Email: [crich@deltastate.edu](mailto:crich@deltastate.edu)  
 Office Phone: 662.846.4285  
 Cell Phone: 409.201.4920

**Jimmy Smith, Assistant\***

Email: [jrsmith@deltastate.edu](mailto:jrsmith@deltastate.edu)  
 Office Phone: 662.846.4285  
 Cell Phone: 216.470.5804

**J.T. Webb, Assistant**

Email: [jwebb@deltastate.edu](mailto:jwebb@deltastate.edu)  
 Office Phone: 662.846.4285  
 Cell Phone: 662.719.9167

\*denotes main football contacts

**Student Assistants**

Kenny Jones 662.846.4285  
 Christopher Chambers 662.846.4285

**Mailing Address**

DSU Box A3 • Cleveland, Miss. • 38733

**Shipping Address**

DSU Athletic Communications

1417 Maple Street • Chadwick-Dickson • Cleveland, Miss. • 38733

**ATHLETIC COMMUNICATIONS**

The Delta State University Athletic Communications Office is located on the second floor of the Billy Dorgan, Jr. Student Performance Center adjacent to the Chadwick-Dickson Athletic Field House. The office is open Monday through Friday from 8 a.m. until 5 p.m. and on game day as time requires. The AC Office may be reached by calling (662) 846-4284 or 846-4285. You can also e-mail as well at [matt@deltastate.edu](mailto:matt@deltastate.edu).

**FOOTBALL MEDIA CONTACTS**

The media coordinator for the Statesmen football team is Director of Athletic Communications Matt Jones. He will be assisted by Graduate Assistants Coby Rich and Jimmy Smith.



**GAME WEEK AVAILABILITY**

MONDAY	TUESDAY	WEDNESDAY	THURSDAY	FRIDAY
1 p.m. Coach Ron Roberts Western Sizzlin'	3 p.m. Practice	3 p.m. Practice	3 p.m. Practice	11 a.m. Practice & Departure
6:30 p.m. Hey Coach @ Hey Joe's with coach Roberts				7 p.m. NCAA Meeting

\*It is generally the policy of Delta State University Athletics to allow reporters to cover all Statesmen football practices. However, certain sessions may be closed to the media at the discretion of coach Ron Roberts. All interviews must be coordinated through the Office of Athletic Communications. Due to night classes and in-class requirements, some student-athletes may not be available after practice.

**WEEKLY MEDIA LUNCHEON**

Each Monday during the season Delta State University hosts a media luncheon at Western Sizzlin', located on Highway 61 South in Cleveland. Members of the media should pick up a plate and make their way to the reserved section of the restaurant. Coach Ron Roberts will open the media portion of the event at 1 p.m. A limited number of players will be on hand for interviews. For a list of players each week, please contact the Office of Athletic Communications.

**WEEKLY MEDIA SERVICES**

The Athletic Communications Office produces a weekly release featuring game notes, updated statistics and other pertinent information on the Statesmen football program. To access this release, please log on to [www.gostatesmen.com](http://www.gostatesmen.com) and click on football. Each week's release will be located on the right side of the web page. The PDF formatted document is posted every Monday by noon.

**PLAYER INTERVIEWS**

Media members must adhere to the following guidelines regarding Statesmen player interviews: (1) All player interviews must be coordinated through the Athletic Communications Office; (2) Players are available for interviews, either at the Dorgan Center or via telephone prior to practice (generally 1:30-4:00 p.m.) and following the completion of practice; (3) Please give at least 24 hours notice; (4) No interviews will be allowed prior to kickoff on gameday.

**COACHES INTERVIEWS**

Head coach Ron Roberts and his staff are also available for interviews weekday mornings between 10 a.m. and noon in their offices. Members of the staff will also conduct interviews after the conclusion of practice each day. Please contact the Athletic Communications Office to schedule an interview outside of this time. No interviews will be granted before a game.

**PRESS CREDENTIALS**

Requests for credentials for working press, photographers, television and radio should be made to Matt Jones, Director of Athletic Communications. Credentials will be available at the Media Will Call gate located on the west side of Travis E. Parker Field. Credentials should be requested at least seven days in advance of the game. No credentials will be mailed. If there is a special circumstance regarding one or more of the games, please contact the Athletic Communications Office.

**RADIO AND TELEVISION**

Radio stations planning to originate a broadcast(s) from Travis E. Parker Field should contact the Director of Athletic Communications at least one week prior to the planned broadcast. Courtesy lines are provided for the official station of the opposing school. Any other line needed will require assistance from DSU Telecommunications.

**TELEPHONES**

There will be several working media telephone lines located in the pressbox at Parker Field for credit card or collect calls. Should you need additional phone services, please contact DSU Telecommunications at (662) 846-4030.

**PRACTICE**

The Delta State University Statesmen have three facilities in which they practice. Practice begins everyday at 1:30 p.m. with team meetings and actual workouts beginning at 3 p.m. on one of the University practice fields, Parker Field and/or the Dorgan Center. Practices are open to the media and general public. For more information on practice times, please contact the DSU Athletic Communications Office.

**PARKING**

A limited number of media parking spaces are available at Travis E. Parker Field at Horace McCool Stadium. The spaces are passed out on a first come, first serve basis. It is suggested that parking passes be requested with the initial media credential request. Should special circumstances arise, please contact Matt Jones as soon as possible.

**DELTA STATE MEDIA SPONSOR • SMITH SCHOOL OF NURSING**

In Partnership with **DSU Robert E. Smith School of Nursing** through funds provided by the **Delta Health Alliance (DHA)**, a 501(c)3 non-profit organization with support from the **U.S. Department of Health and Human Services, the Health Resources and Services Administration, and the Office of Rural Health Policy.**



ROBERT E. SMITH  
SCHOOL OF NURSING

STATESMEN POSTSEASON BITES

ROAD TO FLORENCE

The No. 18 Statesmen (9-3, co-GSC Champions) of Delta State University are making their fourth appearance all-time in the NCAA Division II Football Championship Quarterfinals after dismantling the No. 25 Lions (9-4) of the University of North Alabama, 47-24, in the Second Round last Saturday, Nov. 27 at Parker Field-McCool Stadium. DSU last appeared in the quarterfinals in 2008, losing to UNA 55-34.

No. 5 Albany State University (11-0/SIAC Champions) will host the Statesmen on Saturday, Dec. 4 at Albany Municipal Stadium in Albany, Ga. Kickoff is set for 1 p.m. EST/12 p.m. CST and the game will be broadcast on the Statesmen Sports Network starting at 11 a.m. CST.

STATESMEN AND RAMS MEETING FOR FIRST TIME

Delta State and Albany State will be meeting for the first time on the football field this Saturday. The Statesmen and Lady Statesmen have met previously in basketball, softball and baseball.

SEMIFINALS AWAIT DSU/ASU WINNER

The victor Saturday between Delta State and Albany State will advance to the NCAA Division II Football Championship Semifinals. In the other game in DSU's bracket, Mercyhurst (10-2) will host Shepherd (11-1).

On the opposite side of the bracket, Minnesota-Duluth (12-0) will host Augustana (10-2), while defending national champion Northwest Missouri State (11-1) will welcome Central Missouri (11-2).

DELTA STATE THROTTLES NORTH ALABAMA

Trevor Deed and Brandon Lucas both rushed for over 100 yards, as the No. 18 Delta State Statesmen (9-3) crushed the No. 25 North Alabama Lions, 47-24, Saturday at Parker Field-McCool Stadium in an NCAA Second Round Playoff contest.

The second game was a complete turnaround from the first meeting, as the Statesmen dominated the Lions offensively and defensively for the entire contest. The green-and-white amassed 524 yards of total offense, including 359 rushing yards. The DSU defense held the vaunted UNA offense to just 274 yards, including a mere 66 on the ground. The 47 points were also the most points scored against the Lions in the 53-year history of the series.

GREEN & WHITE DEFENSE SHUTS DOWN VAUNTED LIONS

The Statesmen used a stripped down, but renewed defensive scheme last Saturday to crush North Alabama 47-24. DSU allowed just 274 yards of offense, while forcing UNA into two costly interceptions. The Lions rushed for a mere 66 yards, while passing for 208.

STATESMEN HAVE ENJOYED POSTSEASON SUCCESS

Delta State boasts a 10-4 record all-time in NCAA postseason play, including a 3-2 record under coach Ron Roberts. A breakdown of DSU's postseason games is below.

YEAR	OPPONENT	LOCATION	RESULTS
1998	Fort Valley State	Cleveland	L, 21-14
2000	Valdosta State	Cleveland	W, 49-12
2000	Catawba	Lenoir, N.C.	W, 20-14
2000	North Dakota State	Cleveland	W, 34-16
2000	<b>Bloomsburg</b>	<b>Florence, Ala.</b>	<b>W, 63-34*</b>
2006	Elizabeth City State	Elizabeth City, N.C.	W, 17-10
2006	North Carolina Central	Durham, N.C.	W, 24-17
2006	North Alabama	Florence, Ala.	W, 27-10
2006	Grand Valley State	Allendale, Mich.	L, 49-30
2007	Shaw	Cleveland	W, 45-7
2007	North Alabama	Florence, Ala.	L, 20-17
2008	Tusculum	Cleveland	W, 27-10
2008	North Alabama	Cleveland	L, 55-34
2010	<b>North Alabama</b>	<b>Cleveland</b>	<b>W, 47-24</b>

\*2000 NCAA National Championship Game

STATESMEN VERSUS THE SIAC IN POSTSEASON PLAY

The Statesmen are facing a team from the Southern Intercollegiate Athletic Conference for just the second time in the school's playoff history. Delta State dropped a hard-fought 21-14 decision to Fort Valley State in 1998 at Parker Field-McCool Stadium.

STATESMEN RANK 4TH IN POSTSEASON WIN PERCENTAGE

The Statesmen rank among some of the all-time great programs, placing fifth in postseason winning percentage (10-4/.712) all-time in the NCAA Division II playoffs. Northwest Missouri St. (30-11/.731) ranks first all-time with Grand Valley State (27-10/.729) with second, North Dakota St. (30-12/.714) third and Delta State (10-4/.712) is fourth.

DSU LOOKING TO REPEAT 2000 FEAT

Coach Ron Roberts and the Statesmen hope to repeat the success the 2000 Statesmen were able to accomplish. DSU reeled off four straight victories to claim the 2000 National title. The Statesmen defeated Bloomsburg 63-34 in the NCAA Championship game at Braly Municipal Stadium in Florence, Ala.

DSU TRYING TO JOIN ELITE GROUP

The Statesmen are attempting to become the fourth Gulf South Conference school to win multiple national championships in football. North Alabama leads the pack with three, Valdosta State has two, after winning the title in 2007 and former GSC member Troy won two before making the move to Division I.

MULTIPLE DII CHAMPIONSHIPS

North Dakota State (5)	1983, 1985, 1986, 1988, 1990
Grand Valley State (4)	2002, 2003, 2005, 2006
NW Missouri St (3)	1998, 1999, 2009
North Alabama (3)	1993, 1994, 1995
Southwest Texas St. (2)	1981, 1982
Troy State (2)	1984, 1987
Northern Colorado (2)	1996, 1997
Valdosta State (2)	2004, 2007

GSC TEAMS IN THE NCAA PLAYOFFS

The Gulf South Conference has enjoyed greater success in NCAA Championships than any other conference in NCAA Division II. The GSC holds an impressive 85-47 record all-time in the NCAA DII football playoffs with nine championships won. The GSC holds the playoff record for most schools having won a championship (5). The GSC also holds playoff records for:

Championships	9
Most different schools winning title	5
Most different schools making playoffs	12
Most playoff appearances by members	65
Most NCAA playoff victories	89
Most NCAA playoff games played	139

GSC NATIONAL CHAMPIONSHIP TEAMS

The Gulf South Conference has, traditionally, been one of the more dominant conferences in NCAA Division II football. In fact, no other conference boasts more championships or playoff wins than the GSC. Since 1984, the GSC has won nine national titles.

1984	Troy State
1987	Troy State
1989	Miss. College*
1992	Jacksonville State
1993	North Alabama
1994	North Alabama
1995	North Alabama
2000	<b>DELTA STATE</b>
2004	Valdosta State
2007	Valdosta State

\* participation later vacated by NCAA

ROBERTS MAKING THIRD TRIP TO NCAA'S IN SHORT CAREER

Some coaches wait a lifetime for the chance to play for a national championship, but for Delta State University head coach Ron Roberts, berths in the NCAA Division II Football Championships are becoming routine. The Visalia, Calif., native is making his third appearance in the postseason bash in just four years as the head coach at Delta State, leading the Statesmen to a 3-2 record.

GULF SOUTH CONFERENCE 2010 STANDINGS

TEAM	GULF SOUTH	OVERALL
<b>DELTA STATE*</b>	<b>6-2</b>	<b>8-3</b>
#10 Valdosta State*	6-2	8-3
Henderson State*	6-2	7-4
#21 North Alabama	5-3	9-3
West Alabama	5-3	7-4
Ouachita Baptist	4-4	6-4
Harding	4-4	6-4
Arkansas-Monticello	3-5	4-7
West Georgia	2-6	3-7
Arkansas Tech	2-6	3-7
Southern Arkansas	1-7	1-9

\*Co-GSC Champions

SCHEDULE & RESULTS

SATURDAY, DECEMBER 4

DSU @ Albany State - NCAA Quarterfinals • 1 p.m. EST/12 p.m. CST

SATURDAY, NOVEMBER 27

UNA 24 @ DSU 47 • NCAA 2nd Round

SATURDAY, NOVEMBER 20

UNA 43 @ VSU 20 • NCAA 1st Round



STATESMEN PLACES EIGHT ON ALL-GSC

STATESMEN PLACE EIGHT ON ALL-GSC TEAMS

After claiming a share of their third Gulf South Conference championship in four years, the Statesmen placed eight players on the All-GSC First or Second Teams. The eight selections is the second-highest number during coach Ron Roberts' tenure.

The Statesmen placed three players on the First Team, led by three-time First Team selection Trevor Deed at running back. Joining Deed on the squad were senior wide receiver L.J. Castile and senior safety Garrett Williams.

Deed rushed for 832 yards and nine touchdowns during the regular season, while grabbing 31 passes for 266 yards and a pair of scores. The Phoenix, Ariz., native is the first Statesmen in history to amass over 2,000 yards rushing and 1,750 yards receiving. Deed has scored 41 career touchdowns and needs just one touchdown to become DSU's all-time scoring leader.

Castile leads the Statesmen with 51 receptions for 733 yards and nine touchdowns, while Williams led DSU with 112 tackles, ranking second in the GSC, and five interceptions.

Delta State also place five players on the second team, including Brandon Lucas (RB), Phillip Yandall (OL), Darrell Leopold (C), Xavier Triplett (LB) and Dominique Davenport (DB). Triplett also became the first linebacker ever chosen GSC Defensive Freshman of the Year.

2010 ALL-GSC SELECTIONS

RB	Trevor Deed (1st Team)
WR	L.J. Castile (1st Team)
S	Garrett Williams (1st Team)
RB	Brandon Lucas (2nd Team)
OL	Phillip Yandall (2nd Team)
C	Darrell Leopold (2nd Team)
LB	Xavier Triplett (2nd Team/Defensive Freshman of the Year)
CB	Dominique Davenport (2nd Team)



TOP NCAA PLAYOFF INDIVIDUAL OFFENSIVE PERFORMANCES

NCAA TEAM RECORDS

PASSING YARDS	ATTEMPTS	PLAYER/OPPONENT
464	36-of-57	Garrett DeWitt vs. North Alabama (11/29/2008)
354	25-of-35	Garrett DeWitt vs. Shaw (11/17/2007)
340	28-of-44	Garrett DeWitt vs. Tusculum (11/22/2008)
324	31-of-48	Scott Eyster at Grand Valley State (12/10/2006)
307	24-of-39	Garrett DeWitt at North Alabama (11/24/2007)

RUSHING YARDS	CARRIES	PLAYER/OPPONENT
186	32	Rico McDonald at Catawba (11/25/2000)
175	22	Josh Bright vs. Bloomsburg (12/9/2000)
130	19	Josh Bright at Catawba (11/25/2000)
125	10	Rico McDonald vs. Valdosta State (11/18/2000)
<b>109</b>	<b>15</b>	<b>Trevar Deed vs. North Alabama (11/27/2010)</b>
<b>106</b>	<b>11</b>	<b>Brandon Lucas vs. North Alabama (11/27/2010)</b>
104	14	Steven Davis at North Alabama (12/2/2006)
101	20	Casey Macke vs. Fort Valley State (11/21/1998)

RECEIVING YARDS	RECEPTIONS	PLAYER/OPPONENT
203	16	Trevar Deed vs. North Alabama (11/29/2008)
169	11	Robert Davis at Elizabeth City State (11/18/2006)
133	10	Trevar Deed vs. Tusculum (11/22/2008)
132	7	Eric Marshall vs. Shaw (11/17/2007)
129	7	Robert Davis at North Carolina Central (11/25/2006)
126	9	Jeremy Ricks at North Alabama (12/2/2006)
126	10	Robert Davis at Grand Valley State (12/10/2006)
125	7	Eric Marshall at North Alabama (11/24/2007)
117	7	Houston Cunningham vs. Fort Valley State (11/21/1998)
111	3	Josh Franklin vs. Valdosta State (11/18/2000)
100	5	Eric Marshall at Grand Valley State (12/10/2006)

RECEPTIONS	PLAYER/OPPONENT
16	Trevar Deed vs. North Alabama (11/29/2008)
11	Robert Davis at Elizabeth City State (11/18/2006)
10	Trevar Deed vs. Tusculum (11/22/2008)
10	Robert Davis at Grand Valley State (12/10/2006)
9	Jeremy Ricks at North Alabama (12/2/2006)

PASSING TOUCHDOWNS	PLAYER/OPPONENT
4	Garrett DeWitt vs. North Alabama (11/29/2008)
<b>3</b>	<b>Micah Davis vs. North Alabama (11/27/2010)</b>
3	Scott Eyster at Grand Valley State (12/10/2006)

RUSHING TOUCHDOWNS	PLAYER/OPPONENT
4	Rico McDonald vs. Valdosta State (11/18/2000)
3	Josh Bright vs. Bloomsburg (12/9/2000)
<b>2</b>	<b>Brandon Lucas vs. North Alabama (11/27/2010)</b>
2	Josh Bright at Catawba (11/25/2000)
2	Chad Schroeder vs. Shaw (11/17/2007)
2	Ben Stallings vs. Shaw (11/17/2007)
2	Blake Barnes vs. Tusculum (11/22/2008)
2	Tanny Flowers vs. Bloomsburg (12/9/2000)

RECEIVING TOUCHDOWNS	PLAYER/OPPONENT
4	Trevar Deed vs. North Alabama (11/29/2008)
<b>2</b>	<b>Chance Dennis vs. North Alabama (11/27/2010)</b>
2	Jeremy Ricks at North Alabama (12/2/2006)
2	Eric Marshall at Grand Valley State (12/10/2006)

TOTAL OFFENSE YARDS	OPPONENT
651	Bloomsburg (12/9/2000)*
563	Shaw (11/17/2007)
541	North Alabama (11/29/2008)
529	Tusculum (11/22/2008)
<b>524</b>	<b>North Alabama (11/27/2010)</b>
511	Valdosta State (11/18/2000)
496	North Alabama (12/2/2006)

TEAM RUSHING YARDS	OPPONENT
526	Bloomsburg (12/9/2000)*
<b>359</b>	<b>North Alabama (11/27/2010)</b>
342	Valdosta State (11/18/2000)
339	Catawba (11/25/2000)
269	North Alabama (12/2/2006)
209	Shaw (11/17/2007)

TEAM PASSING YARDS	OPPONENT
489	North Alabama (11/29/2008)
354	Shaw (11/17/2007)

TEAM SCORING POINTS	OPPONENT
63	Bloomsburg (12/9/2000)*
49	Valdosta State (11/18/2000)
<b>47</b>	<b>North Alabama (11/27/2010)</b>
45	Shaw (11/17/2007)
34	North Dakota State (12/2/2000)
34	North Alabama (11/29/2008)

FEWEST POINTS ALLOWED	OPPONENT
7	Shaw (11/17/2007)
10	Elizabeth City State (11/18/2006)
10	North Alabama (12/2/2006)
12	Valdosta State (11/18/2000)
14	Catawba (11/25/2000)
16	North Dakota State (12/2/2000)



NCAA TEAM RECORDS

**MOST POINTS ALLOWED**

POINTS	OPPONENT
55	North Alabama (11/29/2008)
49	Grand Valley State (12/10/2006)
34	Bloomsburg (12/9/2000)
21	Fort Valley State (11/21/1998)

**FEWEST YARDS ALLOWED**

YARDS	OPPONENT
134	Elizabeth City State (11/18/2006)
148	North Alabama (12/2/2006)
172	Catawba (11/25/2000)
242	Shaw (11/17/2007)
244	North Alabama (11/24/2007)
<b>274</b>	<b>North Alabama (11/27/2010)</b>
279	Valdosta State (11/18/2000)
290	North Dakota State (12/2/2000)
291	North Carolina Central (11/25/2006)

**MOST YARDS ALLOWED**

YARDS	OPPONENT
501	Grand Valley State (12/10/2006)
434	North Alabama (11/29/2008)
425	Tusculum (11/22/2008)
394	Bloomsburg (12/9/2000)

**MOST PENALTY YARDS IN A POSTSEASON GAME**

YARDS	FLAGS	OPPONENT
125	13	Tusculum (11/22/2008)
104	9	Valdosta State (11/25/2000)
98	10	Shaw (11/17/2007)
91	9	North Alabama (12/2/2006)
89	8	Elizabeth City State (11/18/2006)

TOP NCAA PLAYOFF INDIVIDUAL DEFENSIVE PERFORMANCES

**TACKLES**

	PLAYER/OPPONENT
17	Lardester Hicks-Green vs. North Alabama (11/29/2008)
17	Gary Bell at Catawba (11/25/2000)
15	Rory Bell vs. North Dakota State (12/2/2000)
12	Jamal Johnson vs. North Dakota State (12/2/2000)
11	Teddrick Polk vs. North Dakota State (12/2/2000)
11	Rory Bell vs. Fort Valley State (11/21/1998)

**INTERCEPTIONS**

	PLAYER/OPPONENT
<b>1</b>	<b>Garrett Williams vs. North Alabama (11/27/2010)</b>
<b>1</b>	<b>Dwight Tillman vs. North Alabama (11/27/2010)</b>
1	Robert Watts vs. Tusculum (11/22/2008)
1	Damian Davis vs. North Alabama (11/29/2008)
1	Monterio James vs. Shaw (11/17/2007)
1	Robert Watts vs. Shaw (11/17/2007)
1	Robert Watts at Grand Valley State (12/10/2006)
1	Scott Felando at North Alabama (12/2/2006)
1	Monterio James at North Carolina Central (11/25/2006)
1	Monterio James at Elizabeth City State (11/18/2006)
1	Jamal Johnson vs. North Dakota State (12/2/2000)
1	David Patterson vs. North Dakota State (12/2/2000)
1	Shelton Belton vs. Valdosta State (11/18/2000)
1	Scottie Cline vs. Valdosta State (11/18/2000)

**SACKS**

	PLAYER/OPPONENT
5.0	Michael Eubanks vs. Shaw (11/17/2007)*
3.0	Michael Eubanks at North Alabama (12/2/2006)
2.0	Jamal Johnson vs. Bloomsburg (12/9/2000)
2.0	Melvin Houston vs. Fort Valley State (11/21/1998)

\*NCAA Division II Football Championships Records



**DEED vs. NORTH ALABAMA (11/29/2008)**

**DIVISION II NATIONAL RANKINGS**

**D2FOOTBALL.COM TOP 25** - Rankings as of 11.16.10

1	Minnesota-Duluth	11-0	1
2	Abilene Christian	11-0	2
3	Northwest Missouri	9-1	3
4	Texas A&M-Kingsville	10-1	4
5	Albany State	10-0	6
6	Grand Valley	10-1	7
7	Central Missouri	9-2	10
8	California	10-1	12
9	West Texas A&M	8-3	13
10	Hillsdale	9-2	14
11	Augustana	10-1	16
12	Mercyhurst	9-2	17
13	Valdosta State	8-2	5
14	St. Cloud	9-2	18
15	Wayne State (Mi)	9-2	20
16	Colorado Mines	9-2	25
17	Nebraska-Kearney	9-2	8
18	<b>DELTA STATE</b>	<b>8-3</b>	<b>19</b>
19	Bloomsburg	9-2	11
20	Kutztown	10-1	21
21	Shepherd	9-1	9
22	Midwestern State	8-2	22
23	Morehouse	8-2	23
24	Michigan Tech	8-2	24
25	North Alabama	8-3	15

**AMERICAN FOOTBALL COACHES ASSOCIATION TOP 25**

Rank	School (1st votes)	2009 Rec.	Pts.	Last Week
1.	Minnesota-Duluth (23)	11-0	645	1
2.	Abilene Christian (Texas) (3)	11-0	626	2
3.	Northwest Missouri St.	9-1	595	3
4.	Texas A&M-Kingsville	10-1	563	4
5.	Albany St. (Ga.)	10-0	550	5
6.	Grand Valley St. (Mich.)	10-1	524	6
7.	California (Pa.)	10-1	491	10
8.	Central Missouri	9-2	459	12
9.	Augustana (S.D.)	10-1	402	14
10.	Hillsdale (Mich.)	9-2	394	13
11.	Mercyhurst (Pa.)	9-2	361	16
12.	Wayne St. (Mich.)	9-2	281	17
13.	Kutztown (Pa.)	10-1	271	20
14.	West Texas A&M	8-3	252	19
15.	St. Cloud State (Minn.)	9-2	245	18
16.	Colorado School of Mines	9-2	244	21
17.	Valdosta St. (Ga.)	8-2	229	7
18.	Shepherd (W.Va.)	9-1	202	9
19.	Nebraska-Kearney	9-2	195	8
20.	Bloomsburg (Pa.)	9-2	166	11
21.	Michigan Tech	8-2	156	22
22.	Fort Valley St. (Ga.)	8-2	96	23
23.	Morehouse (Ga.)	8-2	88	24
24.	Midwestern St. (Texas)	8-3	69	25
25.	Shaw (N.C.)	9-2	61	NR

**DROPPED OUT:** North Alabama (15).

**OTHERS RECEIVING VOTES:** North Alabama, 55; Wingate (N.C.), 54; Colorado St.-Pueblo, 31; Ashland (Ohio), 29; Tuskegee (Ala.), 20; Central Washington, 18; Missouri Western St., 17; West Virginia Wesleyan, 17; **Delta St. (Miss.), 16;** Winston-Salem St. (N.C.), 13; Washburn (Kan.), 7; St. Augustine's (N.C.), 4; Chadron St. (Neb.), 3; Humboldt St. (Calif.), 1.

**DEED BECOMES RUSHING TD LEADER**

Senior All-American Trevar Deed closed the regular season at Lambuth with another record in the books for the Phoenix, Ariz., native. In his three year career, Deed has rushed for 28 career touchdowns, breaking the record of 25 held by former Statesmen Josh Bright (1998-2001) and Londale Bankston (1985-88).

**STATESMEN BLISTER TOTAL OFFENSE MARK**

In DSU's 41-17 win at Lambuth, the Statesmen offense rolled-up a school record 711 yards of total offense at Trinity Christian Stadium. DSU got to the number by rushing for 268 yards and passing for 443 more. The 711 yards snaps the six-year old record of 674 yards set at Valdosta State in 2004 at Bazemore-Hyder Stadium.

**OFFENSE FINISHES REGULAR SEASON NO. 1 IN GSC**

After posting a school-record 711 yards of total offense in a driving rain storm at Lambuth (11.13), the Statesmen leapt over Henderson State and West Alabama to claim the lead in the final regular season stats for total offense. DSU finished the regular season averaging 475.0 yards per game, bettering HSU (462.6) and UWA (451.9).

**STATESMEN OFFENSE AMONG NATION'S BEST**

First-year offensive coordinator Greg Stevens has built the Statesmen into one of the nation's top offensive units this season. Through 12 games, DSU ranks eighth in the nation in total offense, averaging 479.4 yards per game. Delta State averages 293.8 yards passing and 185.6 yards rushing per game. The Statesmen are also third in the GSC in scoring offense (33.7 ppg).

**DEED CLOSING IN ON 2,000/2,000 CLUB**

Senior running back Trevar Deed is on the verge of becoming the first player in GSC history to amass 2,000 yards rushing and 2,000 yards receiving in his career. The Phoenix, Ariz., native has rushed for 2,371 yards and grabbed 1,960 receiving yards in just 35 career games. He has also scored 42 career touchdowns.

**DAVIS BECOMES THIRD STATESMEN TO THROW FOR 3,000 YARDS**

With his 438-yard, four touchdown performance at Lambuth (11.13), junior quarterback Micah Davis became just the third Statesman in history to pass for 3,000 yards in a season. The Wesson native has passed for 3,310 yards and 23 touchdowns this season while completing 259-of-408 passes with 14 interceptions. He joins former Statesmen All-American Scott Eyster, who accomplished the feat all four years at DSU, and Garrett DeWitt, who topped the mark in 2008.

**DEED TIES SCORING MARK**

With his name firmly etched in the annals of all-time greats at Delta State, Trevar Deed added another item to his resume last Saturday - all-time scoring leader. With his 109 yard, one touchdown performance, Deed tied former All-American Rico McDonald (1999-2001) for the school's scoring record with 252 points. The pair lead former Conerly Trophy winner Josh Bright by a single point. In 35 games, Deed has scored 42 career touchdowns and one two-point conversion to account for 252 career points.

252	Trevar Deed, 2008-Present
252	Rico McDonald, 1999-2001
251	Josh Bright, 1998-2001

**STATESMEN IN THE GSC RANKINGS**

	RANK	STAT
Scoring Offense	3rd	32.5
Scoring Defense	10th	29.2
<b>Total Offense</b>	<b>1st</b>	<b>475.0</b>
Total Defense	11th	397.3
Rushing Offense	3rd	169.8
Rushing Defense	10th	176.6
Pass Offense	3rd	305.2
Pass Defense	5th	220.6
Turnover Margin	6th	27/26 (+1)
Red-Zone Offense	4th	37-of-48
Red-Zone Defense	9th	34-of-43

**STATESMEN CLAIM THIRD GSC TITLE UNDER ROBERTS**

The Delta State University football team has reached heights under coach Ron Roberts never before achieved in the 80-plus year history of Statesman football. Last week, DSU claimed a share of its fifth Gulf South Conference title and the third since Roberts took over the helm in 2007.

The Statesmen have enjoyed an up-and-down season, but have pulled out the close games. DSU finished the year with a 6-2 league mark, including wins over Valdosta State, West Alabama, Henderson State, Arkansas-Monticello, West Georgia and Ouachita Baptist. The lone league losses came at home to Harding and North Alabama.

Delta State tied with two teams it defeated for the GSC crown - Valdosta State and Henderson State.

The Statesmen claimed their first ever league crown in 1998 under then-head coach Todd Knight. Former head coach Steve Campbell led the green-and-white to the 2000 GSC title and the NCAA Division II National Championship. In just four seasons, Roberts has driven the Statesmen to three crowns, joining some elite company in the GSC coaching ranks.

**CASTILE GRABS 50TH**

University of Houston transfer wide receiver L.J. Castile leads the team with 52 receptions to lead the Statesmen. His 737 yards and nine touchdowns are also tops among the Statesmen receivers.

**THREE-HEADED MONSTER**

When it comes to scoring touchdowns in the GSC, the Statesmen feature a three-headed monster in running backs Trevar Deed and Brandon Lucas, and wide receiver L.J. Castile. Deed leads the GSC lead with 12 touchdowns, while Lucas ranks second with 10 scores and Castile fourth with nine. The trio has helped DSU to the third best scoring average in the league this season at 33.7 points per game.

**FARRAR SHOWS PATIENCE PAYS OFF**

With the Statesmen nine yards away from a school record for total offense at Lambuth, Greg Stevens (OC) called the number of redshirt-junior running back Clint Farrar in the final moments of the game. That faith paid off, as the Kossuth native rushed for 42 yards and a touchdown on three carries to push the Statesmen to the record.

**STATESMEN & RAMS QUICK COMPARISONS**

STATISTICS	DSU	ALBN
Scoring	33.7	30.5
<b>Total Offense</b>	<b>479.4</b>	<b>370.8</b>
Pass Offense	293.8	210.4
Rush Offense	185.6	160.5
<b>Total Defense</b>	<b>387.0</b>	<b>217.6</b>
Pass Defense	219.6	158.5
Rush Defense	167.4	59.2
Third Down Conversions	68-of-159 (43.0)	53-of-138 (38.0)
Fourth Down Conversions	10-of-28 (36.0)	3-of-8 (38.0)
Sacks Allowed	13-100	26-194
Sacks By	19-144	41-266
Interceptions	18	14
Time of Possession	29:23	30:55
Red Zone Offense	41-of-53 (77.0)	25-of-32 (78.0)
Red Zone Defense	36-of-46 (78.0)	14-of-21 (67.0)

**STATESMEN INDIVIDUALS**

	RANK	STAT
Rushing • Trevar Deed	4th	75.6
Passing • Micah Davis	3rd	300.5
Total Offense • Micah Davis	3rd	310.5
Receiving Yards Per Game • L.J. Castile	5th	66.6
Scoring TDs • Trevar Deed	4th	6.0
Scoring TDs • L.J. Castile	6th	5.1
Scoring TDs • Brandon Lucas	7th	4.9
<b>All-Purpose • Maurice Moore</b>	<b>1st</b>	<b>139.9</b>
Punting • Tyler Caldwell	2nd	43.7
Tackles • Garrett Williams	2nd	104/9.5
Interceptions • Garrett Williams/D. Davenport	3rd	5/0.56



**STATESMEN OFFENSIVE LINE TOUGH TO CRACK**

Led by seniors Phillip Yandall and Jake Zbydniowski, the Statesmen offensive line has helped the offense to a GSC leading 479.4 yards per game. At the same time, the unit has allowed a mere 13 sacks this season or 0.9 per game, which ranks second in the GSC.

**DEED NEARING 5,000 ALL-PURPOSE YARDS**

Entering the NCAA Quarterfinals, senior running back Trevar Deed needs 180 yards to top the 5,000 all-purpose yardage plateau in his career. Through 34 career games, Deed has rushed for 2,480 yards and grabbed 1,960 yards receiving to total 4,939 yards. He ranks No. 1 all-time at DSU and is trying to become the first 2,000 rush/2,000 receiving student-athlete in GSC history.

**DAVIS CLEARS 400-YARD HURDLE**

Junior quarterback Micah Davis cleared the 400-yard passing hurdle for the second time this season on Saturday, Nov. 13 at Lambuth. The 6-foot-2 signal caller completed 31-of-42 passes for 438 yards with four touchdowns and one interception.

**COMPLETION PERCENTAGE MARK FALLS**

While much of the record-setting attention has focused on Trevar Deed's chase for the 2,000/2,000 club, junior quarterback Micah Davis established a new single-season completion percentage record this year. The former Copiah-Lincoln CC standout has completed 64.2 percent of his passes this year to break the former record of 62.0 percent (258-of-407) set by Garrett DeWitt following the 2008 season.

**WILLIAMS TOPS CENTURY MARK**

In his senior season, Garrett Williams has turned into one of the top defensive backs in the GSC. The Leland native finished the regular season ranked second in the league with 105 tackles.

Williams topped the century tackle mark against Ouachita Baptist with a 13 tackle performance. He added two stops in the rain at Lambuth on Nov. 13 to get to 104 tackles on the season.

The last time a Delta State player reached 100 tackles in a year happened in 2009 when Lardester Hicks-Green tallied 100 en route to the GSC career tackles record. Williams will look to add to his 104 tackles and is a strong candidate for All-American.

**THREE STATESMEN JOIN 50 TACKLES CLUB, TWO MORE APPROACHING MARK**

Entering the NCAA Quarterfinals, three Statesmen joined the 50 tackles club after their performances in DSU's 47-24 win over North Alabama. Brett Butler (51), Hollan Fiu (51) and Robert Hogan (50) all topped the 50 tackles plateau. Joe Marshall (48) and Preston Felder (46) all have a shot at 50 stops. Garrett Williams leads the Statesmen with 105 tackles this season with Xavier Triplett standing second with 78.

**FRESHMEN PHENOM**

Redshirt freshman All-GSC linebacker Xavier Triplett, who became the first linebacker ever chosen Defensive Freshman of the Year, continues to make his presence felt in his first year on the field for the Statesmen. The Hillsboro native has 78 stops on the season which ranks him at sixth in the conference in total tackles.

Triplett leads the Statesmen in tackles for loss with a total of 10 on the year and ranks ninth in the conference in that category. He also has two forced fumbles and an interception in his freshman campaign.

**FORCING THE ISSUE**

The defense for the Statesmen has made it a habit of causing turnovers this season. Delta State has 27 take aways on the year with 18 interceptions and nine fumble recoveries. DSU forced four turnovers at Lambuth on Nov. 13 at Trinity Christian Stadium and two versus North Alabama on Nov. 27 in the NCAA playoffs.

**MARSHALL ANCHORING DEFENSIVE LINE**

Junior Youngstown State transfer Joe Marshall has saved his best performances for the back half of the schedule, recording a combined 28 tackles with 5.0 tackles-for-loss and two sacks in the last four games for the Statesmen. The Clearwater, Fla., native has 48 tackles with 9.5 tackles-for-loss, 4.0 sacks and four QB hurries this season.

**STATESMEN DEFENSE CLOSING OUT OPPOSITION**

In a year that clearly hasn't turned out the way defensive coordinator Pete Golding envisioned in August, the Statesmen are starting to gel at the right time. While surrendering more yards than the coaching staff would like, points have been hard to come by in the fourth quarter. Through 11 games, the Statesmen have allowed just 76 points in the final quarter.

**HOGAN CLOSING IN ON 100**

Junior linebacker Robert Hogan is closing in on 100 career tackles. The Lexington native has 98 in his career, including a career-high 50 this season. He tallied 15 as a freshman and 33 as a sophomore.

**STATESMEN KNOW THEIR FLAGS**

Entering the NCAA playoffs, DSU is the most penalized team in the Gulf South Conference at 111.1 yards per game on 11.5 flags per game. The 111.1 yards is also good or bad enough to lead NCAA DII.

**1,600 AND COUNTING**

Senior wide receiver and return specialist Maurice Moore has topped the 1,600 all-purpose yardage mark this season. The Fort Worth, Texas native has amassed 1,634 yards this season to lead the GSC at 137.8 yards per game.

**MOORE BREAKS GSC RETURNS RECORD; CHASING ANOTHER**

Kick return specialist Maurice Moore has broken the GSC return record held by former UWA Tiger Terry Allen with 49 returns this season. Moore has 49 kickoff returns for 1,057 yards in 12 games this season.

The Fort Worth, Texas native is chasing another Allen record. The University of Wisconsin transfer currently ranks sixth in GSC history in season kick return yardage, and needs 37 yards to break the record.

**CALDWELL DROPS THE BOMB**

His punts have been timely and exceptional this season. Senior punter Tyler Caldwell has been a huge special teams weapon this season, allowing the green-and-white to lead the GSC in net punting. Individually, Caldwell finished the regular season ranked second in punting average at 43.7 yards per punt. He trails Derek Jambon of Arkansas-Monticello by less than a yard - 0.7 yards per punt. Caldwell has punted 28 times for 1,223 yards with seven kicks over 50 yards and three inside the 20.

**MOORE TAKES DOWN ANOTHER RECORD**

It was another record-setting night for senior wide receiver and kick returner Maurice Moore versus Harding. The Fort Worth, Texas native set a school record for kick return yardage in a game with 168 yards on seven returns versus the Bisons. Moore's effort bested the previous mark of 150 yards held by former Statesman Dennis Patterson, who established the record versus Valdosta State on Nov. 4, 1989.

**MOORE BREAKS SCHOOL RECORD FOR KICKOFF RETURN YARDS**

Senior wide receiver/kick returner Maurice Moore became Delta State's single-season kickoff return yardage leader on Oct. 7 at UAM. The Fort Worth, Texas native returned three kicks for 70 yards to give him 560 kick return yards this year on 26 attempts. He has since added to that total, amassing 1,057 return yards on a GSC record 49 returns.

**ONLY 35**

It's hard to believe, but the Statesmen have punted just 35 times during the season. The GSC average is 51.2 punts per team. DSU, Ouachita Baptist (36), West Alabama (38) and Henderson State (42) are the only teams to punt fewer than 50 times this year. Interestingly enough, all four teams rank in the top four in total offense in the GSC.

**DELTA STATE'S 2010 RECORD WHEN**

Playing at home	4-2
Playing on the road	5-1
Playing on a neutral field	1-0
Playing at night	4-1
Playing during the day	5-2
Playing on TV	3-1
DSU scores on first possession	5-1
Opponent scores on first possession	3-1
DSU scores first	6-2
Opponent scores first	2-1
DSU leads after 1st quarter	6-0
Opponent leads after 1st quarter	3-1
Teams are tied after 1st quarter	0-2
DSU leads at halftime	4-0
Opponent leads at halftime	4-3
Teams are tied at halftime	1-0
DSU leads after 3rd quarter	6-0
Opponent leads after 3rd quarter	2-3
Teams are tied after 3rd quarter	1-0
Game goes to overtime	0-0
DSU has more total yards	8-1
Opponent has more total yards	1-2
DSU has more rushing yards	6-0
Opponent has more rushing yards	3-3
Opponent has equal rushing yards	0-0
DSU has more passing yards	6-2
Opponent has more passing yards	3-1
DSU has more turnovers	2-3
Opponent has more turnovers	6-0
Teams have equal turnovers	1-0
DSU has more penalties	8-3
Opponent has more penalties	1-0
Teams have equal penalties	0-0
DSU has more time of possession	4-1
Opponent has more time of possession	5-2
DSU has 100-yard rusher	5-1
Opponent has 100-yard rusher	2-2
DSU has scores at least 20 points	9-1
Opponent scores at least 20 points	8-3
DSU throws for 300 yards	3-1
Opponent throws for 300 yards	2-1
Playing on natural grass	8-3
Playing on artificial surface	1-0
DSU defense scores	1-0
Opponent defense scores	2-1
DSU returns KO/Punt for touchdown	0-0
Opponent returns KO/Punt for touchdown	0-0



**PLAYERS TO WATCH: OFFENSE/DEFENSE/SPECIALTY**

**1 • TREVAR DEED**

**RB • 5-11 • 205 • Sr. • 3L • Phoenix, Ariz. (Eastern Arizona)**

**2010:** 173 carries for 941 yards and 10 touchdowns...Caught 34 passes for 276 yards and two touchdowns...Ranks fourth in the GSC with 75.6 rushing yards per game...Averaging 101.4 all-purpose yards per game...Season high 138 yards versus Arkansas Tech...Season high 62 receiving yards versus Lambuth... Scored three touchdowns versus Henderson State and Ouachita Baptist...Named First Team All-Gulf South Conference for the third time in his career...Only 40 receiving yards away from becoming first player in GSC history to surpass 2,000 yards rushing and receiving...Became the all-time touchdowns leader at DSU, with 42 after his touchdown versus North Alabama in the 47-24 playoff win.

**16 • L.J. CASTILE**

**WR • 6-3 • 230 • Sr. • 1L • La Marque, Texas (Houston)**

**2010:** Team high 52 catches for 737 yards and nine touchdowns...Season high nine catches for 89 yards versus West Alabama in a three touchdown performance, including the game-winning reception with under one minute remaining... Tied for fifth in the GSC with 4.6 receptions per game...Ranks fifth in the conference with 66.6 yards per game...Nine touchdowns are second best among conference receivers...Named First Team All-Gulf South Conference.

**55 • PHILLIP YANDALL**

**OL • 6-5 • 295 • Sr. • 2L • Leone, American Samoa (SWCC)**

**2010:** Graded at 92-percent for the season...Started all 12 games for the Statesmen at either guard or tackle...Leads the team with 165 knockdown blocks and 65 pancake blocks... Leader of offensive line that leads the league in total offense with 479.4 yards per game, and has allowed only 13 sacks, which is second fewest in the league...Named Second Team All-Gulf South Conference.

**73 • DARRELL LEOPOLD**

**C • 6-3 • 305 • Jr. • 1L • Laurel, Miss. (Jones County CC)**

**2010:** Graded at 83-percent for the season...Started all 12 games for the Statesmen at center...Recorded 75 knockdown blocks and 26 pancake blocks...Starter on the offensive line that leads the GSC in total offense with 479.4 yards per game, and has allowed only 13 sacks, which is second fewest in the league...Named Second Team All-Gulf South Conference.

**12 • MICAH DAVIS**

**QB • 6-2 • 200 • Jr. • 1L • Wesson, Miss. (Copiah-Lincoln CC)**

**2010:** 278-of-433 for 3,475 yards and 26 touchdowns with 14 interceptions...75 carries for 186 yards and five touchdowns... Best statistical debut in Statesmen history with a 371 yard effort versus Jackson State...Earned Co-GSC Offensive Player of the Week and D2Football.com National Offensive Player of the Week on Oct. 3, following a 414 yard five touchdown effort versus West Alabama...Currently school record holder for single season completion percentage, hitting at a 64.2 percent clip... Currently second in school history with 278 single season pass completions...Ranks third in DSU history for passing yards in a season with 3,475...Ranks second in school history with 433 single season pass attempts...Finalist for the Charles Conerly Trophy, which is awarded to the best collegiate football player in Mississippi...One of 11 finalist for the 2010 CellularSouth Charles Conerly Trophy, presented to the Mississippi's top collegiate football player.

**6 • GARRETT WILLIAMS**

**N • 5-9 • 195 • Sr. • 3L • Leland, Miss. (South Delta)**

**2010:** Named First Team All-GSC... Leads the team in tackles with 105 total... Also first on the team in interceptions with 6... Also has 9 tackles-for-loss for minus 39 yards with 5 pass break ups and 2 forced fumbles... Recorded 2.5 sacks on the season... Recorded double digit tackles five times this season with a career high of 15 against Division I Jackson State... Made two interceptions to seal a late 27-25 victory against Arkansas Tech... Ninth all time in tackles in a single season

**7 • XAVIER TRIPLETT**

**LB • 6-1 • 225 • Fr. • 1L • Hillsboro, Miss. (Scott Central HS)**

**2010:** Selected to the All-GSC Second Team... Second on the team in tackles with 78... Leads the team with 10 TFL... Also has recorded six PBU on the season... Leads the team and ranks fourth in the conference with three FF... Also has a sack and an interception... Recorded a career high 13 tackles against Arkansas Tech and had 10 tackles versus Henderson State.

**93 • JOE MARSHALL**

**DE • 6-3 • 305 • Jr. • 1L • Clearwater, Fla. (Youngstown St.)**

**2010:** Paces the defensive line with 48 tackles... Second on the team in TFL with 9.5 for minus 47 yards... Leads the team with four sacks for minus 29 yards... Ranks first on the team with 4 QB hurries and also has a FF on the season... Career high of 10 tackles versus Harding... Recorded two sacks versus Arkansas Tech.

**2 • DOMINIQUE DAVENPORT**

**DB • 5-10 • 180 • Jr. • 2L • Baldwyn, Miss. (Baldwyn)**

**2010:** Named Second Team All-GSC at defensive back... Made big plays in the secondary all season racking up five interceptions... Ranked in the top 10 in the Gulf South Conference with 12 passes defended... Recorded a total of 40 tackles on the season... Intercepted two passes against Ouachita Baptist to help charge a late comeback... Recorded a season high eight tackles against West Alabama.

**37 • TYLER CALDWELL**

**P • 5-11 • 185 • Sr. • 2L • Laurel, Miss. (Jones County JC)**

**2010:** Averages 43.1 yards a punt... Recorded seven punts over 50 yards this season... Kicked a 72 yard punt against Arkansas Monticello which was the fifth longest punt in school history... Pinned three punts inside the 20 yard line on the year... Recorded a 50.7 yard per punt average against West Alabama... Averaged 54 yards a punt against Arkansas Monticello.

**14 • MAURICE MOORE**

**RS/WR • 5-10 • 185 • Sr. • 1L • Fort Worth, TX (Wisconsin)**

**2010:** Ranks second on the team with 46 catches...502 receiving yards and two touchdowns...All-Time leader in the Gulf South Conference with 49 single season kick returns...Ranks sixth in GSC history for kickoff return yards in a season with 984 yards... Holds DSU record for return yardage in a game with 168...1057 return yards are a DSU single season record...1057 return yards currently ranks third all-time in GSC history...Needs only 37 yards to break the record held by Terry Allen...Leads the GSC with 137.8 all-purpose yards per game.



**QB • DAVIS**



**RON ROBERTS**

Head Coach • Third Year • 34-12  
 Visalia, California • UT-Martin '88



**DELTA STATE**

Years at Delta State: Fourth  
 Overall Record: 33-12  
 Gulf South Conference Record: 26-6/2007, 2008 & 2010 GSC Champions

**PERSONAL**

Born: October 9, 1967  
 Hometown: Visalia, Calif.  
 Spouse: Married to the former Didi Walker of Germantown, Tenn.  
 Children: Reed, Reilly and Ryan

**EDUCATION**

Attended College of the Sequoias from 1985-86  
 Graduate from Tennessee-Martin in 1988 with BS in Sociology  
 Received master's in Education from Univ. of Memphis in 1992

**PLAYING EXPERIENCE**

All-Conference linebacker at College of the Sequoias (1985-86) and Tennessee-Martin (1987-88)

**COACHING EXPERIENCE**

Delta State, 2007-Present - Head Coach  
 Delta State, 2005-2006 - Defensive Coordinator (LB)  
 Mount Whitney HS, 2004 - Head Coach  
 Texas State, 2003 - Defensive Coordinator (LB)  
 Tusculum College, 1998-2002 - Defensive Coordinator/Asst. HC  
 Greensboro College, 1997 - Defensive Coordinator  
 Burroughs HS, 1994-96 - Head Coach  
 Houston HS, 1992-93 - Defensive Coordinator

**CAREER HIGHLIGHTS**

- Led the Statesmen to 20-4 record and back-to-back Gulf South Conference Championships in first two years as head coach
- Team competed in second round of NCAA Playoffs in 2007 & the NCAA Quarterfinals in 2008.
- His 10 wins in 2007 were the most of any first year head football coach in DSU history
- Coached 19 NCAA All-Americans and 46 All-Conference performers
- Coached Pittsburgh Steeler corner Ricardo Colclough at Tusculum
- Coached Michael Eubanks (2006-2007) and Lardester Hicks-Green (2008) to GSC Defensive Player of the Year Award
- Six Statesmen have competed in the Cactus Bowl, the NCAA DII Football All-Star Game, since Roberts became head coach

**YEAR-BY-YEAR COLLEGIATE COACHING RECORD**

2007	10-2 overall/8-0 GSC • GSC Champions/NCAA 2nd Rd
2008	10-2 overall/8-0 GSC • GSC Champions/NCAA Qtrs
2009	5-5/4-4 GSC
2010	9-3/6-2 GSC • GSC Champions/NCAA

<b>Overall</b>	<b>34-12</b>
<b>Gulf South Conference</b>	<b>26-6</b>

**THE STAFF**

**GREG STEVENS**

Offensive Coordinator • First Year  
 Ephraim, Utah • Eastern Oregon '91



**PETE GOLDING**

Defensive Coordinator • First Year  
 Hammond, La. • Delta State '05



**CHET POBOLISH**

Receivers/Special Teams • Fourth Year  
 Moundville, W.V. • Emporia State '99



**E.K. FRANKS**

Defensive Line • First Year  
 Wellington, Kan. • Central Oklahoma '00



**TRAVIS MIKEL**

Offensive Line/Dir. of FB Ops • Third Year  
 Fort Walton Beach, Fla. • Delta State '08



**LARDESTER HICKS-GREEN**

Graduate Assistant • First Year  
 Chicago, Ill. • Delta State '09



**BRAD LATHAM**

Graduate Assistant • First Year  
 Tuscaloosa, Ala. • Delta State '09



**TYLER HENNES**

Graduate Assistant • Second Year  
 Mulvane, Kan. • Emporia State '08



**JASON WILKES**

Graduate Assistant • First Year  
 Winnsboro, S.C. • Coastal Carolina '09



**ROD WEST**

Graduate Assistant • First Year  
 Selma, Ala. • Alabama State '08



**DELTA STATE RECORD BREAKDOWN**

Overall Record	413-357-23
Winning Percentage	.519
Gulf South Conference Games	227-179-11
Winning Percentage	.538
Home Games	237-121-15
Parker Field @ McCool Stadium	119-71-7
Away Games	162-221-7
Neutral Site Games	11-11-1
Day Games	153-126-9
Night Games	259-228-14
August	1-3-0
September	128-72-6
October	157-162-12
November	124-117-5
December	6-1-0
Wednesday	3-1-0
Thursday	24-14-0
Friday	26-43-7
Saturday	369-339-16
Sunday	0-1-0
Total Points Scored	15,706
Points Scored Against	13,762
Homecoming	49-27-1
Televised Games	11-4
Thanksgiving Games	4-2-0
Bowl Games	1-0-0
NCAA Playoff Games	10-4
NCAA Playoff Win Percentage	.712
Season Opener	40-34-4
Shutouts	86-91-4
Winning Seasons	43
Losing Seasons	32
.500 Seasons	9

**RECORD AGAINST THE STATES**

Alabama Teams	89-100-5
Arkansas Teams	98-44-4
Florida Teams	3-5-0
Georgia Teams	32-19-1
Illinois Teams	3-1-0
Indiana Teams	0-1-0
Iowa Teams	0-1-0
Kansas Teams	1-0-0
Kentucky Teams	4-7-2
Louisiana Teams	30-52-3
Michigan Teams	0-1-0
Mississippi Teams	50-51-5
Missouri Teams	25-5-1
North Carolina Teams	1-1-0
North Dakota Teams	1-1-0
Oklahoma Teams	3-1-0
Pennsylvania Teams	1-1-0
Tennessee Teams	50-46-2
Texas Teams	3-12-0
Virginia Teams	3-2-0



DSU IN THE NCAA STATS RANKINGS • As of 11.16.10

CATEGORY	RANKING	STATISTIC
Rushing Offense	45	169.82
<b>Passing Offense</b>	<b>14</b>	<b>305.18</b>
<b>Total Offense</b>	<b>8</b>	<b>475.00</b>
Scoring Offense	36	32.45
Rushing Defense	118	176.64
Pass Efficiency Defense	68	121.95
Total Defense	114	397.27
Scoring Defense	98	29.18
<b>Net Punting</b>	<b>13</b>	<b>36.64</b>
Punt Returns	62	9.96
Kickoff Returns	74	19.93
Turnover Margin	66	.09
Pass Defense	98	220.64
Passing Efficiency	32	143.18
Sacks	99	1.64
Tackles For Loss	32	7.64
<b>Sacks Allowed</b>	<b>16</b>	<b>1.18</b>

\*Top 30 rankings in **BOLD**

FOLLOW THE STATESMEN ON THE WEB

JOIN OUR SOCIAL NETWORK... FOLLOW ON THE STATESMEN ON FACEBOOK, TWITTER AND YOUTUBE

Thanks to the talents of the Statesmen Sports Network staff, fans can track their favorite Delta State University program daily on any one of the leading social networking sites on the internet. To access Delta State's pages on Facebook, Twitter or YouTube, log on to GoStatesmen.com and click on the social networking link.



NCAA SUPER REGIONAL II RANKINGS

NCAA SUPER REGIONAL II FINAL RANKINGS (11.14.10)

TEAM/RANKING	OVERALL	IN-REGION
1. Albany State (Ga.)	10-0	9-0
<b>2. DELTA STATE</b>	<b>8-3</b>	<b>8-2</b>
3. Valdosta State	8-2	8-2
4. Wingate	8-2	8-2
5. Morehouse	8-2	8-2
6. North Alabama	8-3	8-3
7. Fort Valley State	8-2	7-2
8. Henderson State	7-4	7-3
9. Lenoir-Rhyne	7-4	6-4
10. Carson-Newman	7-4	6-4



DELTA STATE SCORING PLAYS

OPPONENT	PLAYS	YDS	TOP	QTR	PLAY
Jackson State	4	73	2:03	1st	Micah Davis to Trevar Deed for 30-yard TD
Jackson State	7	65	2:33	2nd	Rafael Mitchell 11-yard TD run
Jackson State	12	48	3:26	3rd	Matt Dean 33-yard field goal
<b>ARKANSAS TECH</b>	<b>5</b>	<b>90</b>	<b>2:16</b>	<b>1st</b>	<b>L.J. Castile 26-yard TD reception</b>
<b>ARKANSAS TECH</b>	-	-	-	<b>1st</b>	<b>Jerry Barnes 39-yard fumble return</b>
<b>ARKANSAS TECH</b>	<b>1</b>	<b>69</b>	<b>0:14</b>	<b>3rd</b>	<b>Trevar Deed 69-yard TD run</b>
<b>ARKANSAS TECH</b>	<b>8</b>	<b>40</b>	<b>2:55</b>	<b>3rd</b>	<b>Matt Dean 36-yard FG</b>
<b>ARKANSAS TECH</b>	<b>6</b>	<b>35</b>	<b>1:19</b>	<b>4th</b>	<b>Matt Dean 48-yard game winning FG</b>
Valdosta State	6	24	2:56	1st	Matt Dean 22-yard FG
Valdosta State	10	45	4:05	2nd	Micah Davis to Maurice Moore for 12-yard TD
Valdosta State	14	52	6:41	2nd	Matt Dean 20-yard FG
Valdosta State	9	52	3:54	3rd	Micah Davis to Chance Dennis for 7-yard TD
Valdosta State	2	72	0:49	3rd	Micah Davis to Chance Dennis for 72-yard TD
Valdosta State	14	86	7:05	4th	Matt Dean 24-yard FG
<b>HENDERSON STATE</b>	<b>11</b>	<b>88</b>	<b>4:22</b>	<b>2nd</b>	<b>Trevar Deed 5-yard TD run</b>
<b>HENDERSON STATE</b>	<b>4</b>	<b>67</b>	<b>1:35</b>	<b>2nd</b>	<b>Brandon Lucas 6-yard TD run</b>
<b>HENDERSON STATE</b>	<b>7</b>	<b>63</b>	<b>2:48</b>	<b>2nd</b>	<b>Micah Davis 16-yard TD run</b>
<b>HENDERSON STATE</b>	<b>10</b>	<b>73</b>	<b>4:29</b>	<b>2nd</b>	<b>Trevar Deed 2-yard TD run</b>
<b>HENDERSON STATE</b>	<b>9</b>	<b>75</b>	<b>3:38</b>	<b>3rd</b>	<b>Brandon Lucas 23-yard TD run</b>
<b>HENDERSON STATE</b>	<b>10</b>	<b>71</b>	<b>4:53</b>	<b>4th</b>	<b>Trevar Deed 3-yard TD run</b>
West Alabama	5	51	1:44	1st	Micah Davis to L.J. Castile for 9-yard TD
West Alabama	8	62	2:56	2nd	Micah Davis to Dex Hopkins 4-yard TD
West Alabama	11	60	4:58	2nd	Micah Davis to L.J. Castile for 8-yard TD
West Alabama	5	77	1:37	4th	Brandon Lucas 3-yard TD run
West Alabama	10	63	3:53	4th	Micah Davis to Tim Smith for 25-yard TD
West Alabama	8	53	0:58	4th	Micah Davis to L.J. Castile for 16-yard TD
<b>ARKANSAS-MONTICELLO</b>	<b>5</b>	<b>68</b>	<b>2:05</b>	<b>1st</b>	<b>Micah Davis to Brandon Lucas for 32-yard TD</b>
<b>ARKANSAS-MONTICELLO</b>	<b>10</b>	<b>45</b>	<b>5:02</b>	<b>1st</b>	<b>Matt Snyder 42-yard FG</b>
<b>ARKANSAS-MONTICELLO</b>	<b>4</b>	<b>-2</b>	<b>2:53</b>	<b>2nd</b>	<b>Matt Snyder 30-yard FG</b>
<b>ARKANSAS-MONTICELLO</b>	<b>9</b>	<b>72</b>	<b>4:44</b>	<b>3rd</b>	<b>Brandon Lucas 8-yard TD run</b>
<b>ARKANSAS-MONTICELLO</b>	<b>9</b>	<b>99</b>	<b>5:13</b>	<b>4th</b>	<b>Micah Davis to Maurice Moore for 3-yard TD</b>
<b>ARKANSAS-MONTICELLO</b>	<b>4</b>	<b>64</b>	<b>1:45</b>	<b>4th</b>	<b>Brandon Lucas 27-yard TD run</b>
Harding	9	73	4:12	1st	Matt Snyder 36-yard FG
Harding	5	46	1:15	2nd	Matt Snyder 42-yard FG
Harding	2	75	0:12	2nd	Micah Davis to L.J. Castile for 15-yard TD
Harding	10	83	3:59	3rd	Micah Davis to L.J. Castile for 11-yard TD
Harding	5	37	1:38	4th	Trevar Deed 12-yard TD run
Harding	4	41	1:14	4th	Micah Davis 10-yard TD run
<b>WEST GEORGIA</b>	<b>4</b>	<b>80</b>	<b>1:08</b>	<b>1st</b>	<b>Brandon Lucas 33-yard TD run</b>
<b>WEST GEORGIA</b>	<b>2</b>	<b>43</b>	<b>0:22</b>	<b>1st</b>	<b>Micah Davis to L.J. Castile for 30-yard TD</b>
<b>WEST GEORGIA</b>	<b>9</b>	<b>69</b>	<b>4:11</b>	<b>2nd</b>	<b>Micah Davis 9-yard TD run</b>
<b>WEST GEORGIA</b>	<b>4</b>	<b>67</b>	<b>2:13</b>	<b>3rd</b>	<b>Micah Davis to L.J. Castile for 56-yard TD</b>
<b>WEST GEORGIA</b>	<b>9</b>	<b>81</b>	<b>3:44</b>	<b>4th</b>	<b>Micah Davis to Jamarcus Jackson for 4-yard TD</b>
<b>WEST GEORGIA</b>	<b>3</b>	<b>41</b>	<b>0:47</b>	<b>4th</b>	<b>Brandon Lucas 37-yard TD run</b>
<b>WEST GEORGIA</b>	<b>7</b>	<b>80</b>	<b>2:27</b>	<b>4th</b>	<b>Brandon Lucas 9-yard TD run</b>
<b>WEST GEORGIA</b>	<b>1</b>	<b>36</b>	<b>0:10</b>	<b>4th</b>	<b>Rafael Mitchell 36-yard TD run</b>
North Alabama	11	80	4:32	3rd	Micah Davis to L.J. Castile for 27-yard TD
<b>OUACHITA BAPTIST</b>	<b>5</b>	<b>44</b>	<b>1:45</b>	<b>2nd</b>	<b>Micah Davis 10-yard TD run</b>
<b>OUACHITA BAPTIST</b>	<b>10</b>	<b>68</b>	<b>3:08</b>	<b>3rd</b>	<b>Trevar Deed 3-yard TD run</b>
<b>OUACHITA BAPTIST</b>	<b>3</b>	<b>34</b>	<b>0:52</b>	<b>4th</b>	<b>Trevar Deed 2-yard TD run</b>
<b>OUACHITA BAPTIST</b>	<b>5</b>	<b>37</b>	<b>1:16</b>	<b>4th</b>	<b>Trevar Deed 8-yard TD run</b>
<b>OUACHITA BAPTIST</b>	<b>3</b>	<b>46</b>	<b>1:01</b>	<b>4th</b>	<b>Micah Davis to Carlton Ollie 14-yard TD</b>
Lambuth	3	64	0:52	1st	Micah Davis to Ray Chisolm for 47-yard TD
Lambuth	2	35	0:43	2nd	Micah Davis to Rafael Mitchell for 39-yard TD
Lambuth	6	91	2:18	2nd	Trevar Deed 57-yard TD run
Lambuth	10	98	2:48	3rd	Micah Davis to Bill Franks 13-yard TD
Lambuth	12	99	5:06	4th	Micah Davis to Trevar Deed for 20-yard TD
Lambuth	6	48	2:31	4th	Clint Farrar 13-yard TD run
<b>NORTH ALABAMA</b>	<b>2</b>	<b>15</b>	<b>0:38</b>	<b>1st</b>	<b>Micah Davis to Chance Dennis 17-yard TD</b>
<b>NORTH ALABAMA</b>	<b>6</b>	<b>63</b>	<b>2:04</b>	<b>1st</b>	<b>Brandon Lucas 25-yard TD run</b>
<b>NORTH ALABAMA</b>	<b>10</b>	<b>80</b>	<b>4:50</b>	<b>2nd</b>	<b>Trevar Deed 2-yard TD run</b>
<b>NORTH ALABAMA</b>	<b>10</b>	<b>41</b>	<b>5:06</b>	<b>2nd</b>	<b>Micah Davis to Chance Dennis for 2-yard TD</b>
<b>NORTH ALABAMA</b>	<b>7</b>	<b>67</b>	<b>3:22</b>	<b>3rd</b>	<b>Micah Davis 25-yard TD run</b>
<b>NORTH ALABAMA</b>	<b>2</b>	<b>59</b>	<b>0:35</b>	<b>3rd</b>	<b>Brandon Lucas 23-yard TD run</b>
<b>NORTH ALABAMA</b>	<b>12</b>	<b>72</b>	<b>5:16</b>	<b>3rd</b>	<b>Micah Davis to Blake Swain 13-yard TD</b>

# D-STATE DEPTH CHART vs. NCAA Quarterfinals

**OFFENSE**

SE	14	Maurice Moore (5-10, 182, Sr.-Tr./Dallas, Texas)
	16	L.J. Castile (6-2, 218, Sr.-Tr./La Marque, Texas)
FLK	81	Bill Franks (5-8, 175, Jr.-Tr./State Line, Miss.)
	88	Chance Dennis (6-3, 200, Jr.-Tr./Houston, Texas)
LT	71	Chase Sherman (6-4, 290, Jr.-Tr./D'Iberville, Miss.)
	76	Harrison Lauer (6-5, 290, Jr.-Tr./Los Angeles, Calif.)
LG	55	Phillip Yandall (6-4, 295, Sr.-1L/Leone, A. Samoa)
	62	Evan Shaw (6-2, 275, Jr.-Tr./Hattiesburg, Miss.)
C	73	Darrell Leopold (6-2, 305, Jr.-Tr./Laurel, Miss.)
	60	Ryan Meehan (6-3, 285, Sr.-Tr./San Diego, Calif.)
RG	77	Kendall Hunter (6-6, 318, So.-1L/Mound Bayou, Miss.)
	62	Evan Shaw (6-2, 275, Jr.-Tr./Hattiesburg, Miss.)
RT	68	Jake Zbydniewski (6-1, 300, Sr.-3L/F. Walton Beach, Fla.)
	64	Alan Walters (6-2, 275, Jr.-2L/Jackson, Miss.)
TE	84	Jacob Sesma (6-3, 225, Jr.-2L/Walnut, Miss.)
	86	Dex Hopkins (6-2, 225, Jr.-Tr./Richland, Miss.)
QB	12	Micah Davis (6-2, 200, Jr.-Tr./Wesson, Miss.)
	15	Zak Mikel (6-1, 195, Sr.-3L/F. Walton Beach, Fla.)
RB	1	Trevor Deed (5-11, 215, Sr.-2L/Phoenix, Ariz.)
	25	Brandon Lucas (5-8, 178, So.-Tr./Covington, Ga.)
FB	32	Jamarcus Jackson (5-10, 220, Jr.-Tr./Canton, Miss.)
	39	Clint Farrar (5-9, 195, Sr.-2L/Kossuth, Miss.)

**DEFENSE**

LE	92	Eljae Faoagali (6-4, 255, Sr.-1L/Vaitogi, A. Samoa)
	95	David Williams (6-4, 303, Jr.-Tr./Fontana, Calif.)
	85	Chance Starkweather (6-2, 245, Jr.-Tr./Richland, Miss.)
N	70	Matt Melton (6-2, 265, Sr.-3L/Cleveland, Miss.)
	94	Mark Hoskins (6-2, 280, Jr.-Tr./Louisville, Miss.)
	97	Robbie Mayers (6-3, 295, Jr.-Tr./Laurel, Miss.)
RE	93	Joe Marshall (6-3, 305, Jr.-Tr./Clearwater, Fla.)
	91	Anthony Daniels (6-3, 270, Jr.-Tr./Detroit, Mich.)
LOB	10	Hollan Fiu (6-1, 215, Sr.-1L/Illii, American Samoa)
	48	Robert Hogan (6-2, 215, Jr.-2L/Lexington, Miss.)
M	7	Xavier Triplett (6-1, 225, Fr.-RS/Hillsboro, Miss.)
	35	Kyle Van Ness (6-0, 215, Jr.-2L/Somerville, N.J.)
	44	Bill Hawkins (6-2, 235, Jr.-Tr./Booneville, Miss.)
ROB	29	Melvin Griffin (6-0, 215, Jr.-Tr./Madison, Miss.)
	40	Tyler Seau (5-11, 219, Jr.-Tr./Oceanside, Calif.)
LC	5	Dwight Tillman (5-11, 188, Jr.-Tr./Baltimore, Md.)
	21	Jared Turner (6-1, 195, Soph.-Tr./Morrow, Ga.)
N	6	Garrett Williams (5-9, 190, Sr.-3L/Leland, Miss.)
	41	Kenny Barnes (6-0, 190, Fr.-HS/Madison, Miss.)
D	24	Jerry Barnes (5-9, 189, Jr.-Tr./Oakland, Calif.)
	23	Brett Butler (6-0, 188, Jr.-Tr./Modesto, Calif.)
FS	2	Dominique Davenport (5-10, 183, Jr.-2L/Baldwyn, Miss.)
	20	Ken Griffin (5-8, 175, Jr.-Tr./Philadelphia, Miss.)
RC	28	Preston Felder (5-10, 170, Jr.-Tr./Meridian, Miss.)
	27	Trenton Warren (5-10, 180, Fr.-HS./Bay Town, Texas)

**SPECIALISTS**

KO	49	Matt Snyder (6-1, 205, Jr.-Tr./San Jose, Calif.)
	38	Matt Dean (5-8, 165, Jr.-2L/Cleveland, Miss.)
PK	38	Matt Dean (5-8, 165, Jr.-2L/Cleveland, Miss.)
	49	Matt Snyder (6-1, 205, Jr.-Tr./San Jose, Calif.)
H	15	Zak Mikel (6-1, 195, Sr.-3L/F. Walton Beach, Fla.)
	12	Micah Davis (6-2, 200, Jr.-Tr./Wesson, Miss.)
LS	71	Chase Sherman (6-4, 290, Jr.-Tr./D'Iberville, Miss.)
	68	Jake Zbydniewski (6-1, 300, Sr.-3L/F. Walton Beach, Fla.)

P	37	Tyler Caldwell (5-11, 185, Sr.-1L/Laurel, Miss.)
	93	Andrew Jones (5-10, 175, Jr.-1L/Kossuth, Miss.)
KOR	14	Maurice Moore (5-10, 182, So.-Tr./Dallas, Texas)
	33	Joe Jointer (5-9, 200, Jr.-Tr./Oakland, Calif.)
PR	25	Brandon Lucas (5-8, 178, Soph.-Tr./Covington, Ga.)
	14	Maurice Moore (5-10, 182, So.-Tr./Dallas, Texas)



**PRONUNCIATION GUIDE**

NAME	PRONUNCIATION
1 • TREVAR Deed	Truh-var
10 • Hollan FIU	Few
15 • Zak MIKEL	Michael
18 • Kevin VYE	Vie
34 • LEVON Floyd	Luh-vaughn
39 • Clint FARRAR	Fare-uh
40 • Tyler SEAU	Say-ow
46 • Mitch MAGLOIRE	Muh-gloree
60 • Ryan MEEHAN	Mee-hand
68 • Jake ZBYDNIIEWSKI	Zeb-uh-newski
92 • ELJAE FAOAGALI	El-jay Fow-a-gal-ee

**COACHES**

Chet POBOLISH	Pobe-uh-lish
Travis MIKEL	Michael
Tyler HENNES	Hen-ess

**COACHES BY LOCATION**

**PRESSBOX**

Greg Stevens • Offensive Coordinator  
 Pete Golding • Defensive Coordinator  
 Jason Wilkes • Tight Ends  
 Michael Starkey • SA Defensive Line

**SIDELINE**

Ron Roberts • Head Coach  
 Travis Mikel • Offensive Line  
 Chet Pobolish • Wide Receivers/Special Teams  
 E.K. Franks • Defensive Line  
 Tyler Hennes • Super Backs  
 Brad Latham • Receivers  
 Rod West • Safeties  
 Lardester Hicks-Green • Linebackers





NO.	NAME	POS.	HT.	WT.	CLS	LETTERS	HOMETOWN	PREVIOUS SCHOOL
1	Trevar Deed	RB	5-11	215	Sr.	2	Phoenix, Ariz.	Eastern Arizona College
2	Dominique Davenport	CB	5-10	180	Jr.	2	Baldwyn, Miss.	Baldwyn HS
3	Blake Swain	WR	6-1	185	So.	-	Aurora, Colo.	Colorado State University
4	Rafael Mitchell	WR	5-8	170	Jr.	2	Bowdon, Ga.	Bowdon HS
5	Dwight Tillman	DB	5-11	188	Jr.	-	Baltimore, Md.	Lackawanna College
6	Garrett Williams	N	5-9	190	Sr.	3	Leland, Miss.	South Delta HS
7	Xavier Triplett	LB	6-1	225	Rf.	-	Hillsboro, Miss.	Scott Central HS
8	Todd Bradford	WR	6-3	215	Sr.	1	Selma, Ala.	Auburn University
9	Ray Chisolm	WR	5-10	197	Sr.	1	Hattiesburg, Miss.	Pearl River CC
10	Hollan Fiu	LB	6-1	225	Sr.	2	Iliili, American Samoa	N.M. Military CC
12	Micah Davis	QB	6-2	200	Sr.	-	Wesson, Miss.	Copiah-Lincoln CC
13	Tim Smith	WR	6-0	197	Jr.	-	Baltimore, Md.	Hartnell College
14	Maurice Moore	WR	5-10	182	Sr.	-	Fort Worth, Texas	University of Wisconsin
15	Zak Mikel	QB	6-1	195	Jr.	3	Fort Walton Beach, Fla.	Choctawatchee HS
16	L.J. Castile	WR	6-3	218	Sr.	-	La Marque, Texas	University of Houston
17	D'Andre Wood	SS	6-0	190	Jr.	-	Goose Creek, N.C.	New Mexico Military
18	Kevin Vye	QB	6-3	205	Jr.	-	Gilroy, Calif.	DeAnza (Calif.) College
20	Ken Griffin	DB	6-0	193	Jr.	-	Philadelphia, Miss.	East Central (Miss.) CC
21	Jared Turner	CB	6-1	195	So.	-	Morrow, Ga.	Santa Rosa JC
22	Kenny Barnes	LB	6-0	190	Fr.	-	Madison, Miss.	Madison Central HS
23	Brett Butler	DB	6-0	188	Jr.	-	Modesto, Calif.	Modesto Junior College
24	Jerry Barnes	CB	5-9	189	Jr.	-	Oakland, Calif.	De Anza (Calif.) CC
25	Brandon Lucas	RB	5-8	178	So.	-	Covington, Ga.	Santa Rosa JC
26	LeDarius Cage	CB	5-8	167	Jr.	-	Los Lunas, N.M.	New Mexico Military
27	Trenton Warren	DB	5-10	180	Fr.	-	Baytown, Texas	Robert E. Lee HS
28	Preston Felder	CB	5-10	165	Jr.	-	Meridian, Miss.	East Central (Miss.) CC
29	Melvin Griffin	LB	5-11	215	Jr.	-	Madison, Miss.	Holmes (Miss.) Community College
30	Kelvin Boston	DB	6-0	178	Fr.	-	New Orleans, La.	Warren Easton HS
31	Robert Bass	RB	5-8	175	Fr.	-	Houston, Texas	Elkins HS
32	Jamarus Jackson	RB	5-10	220	Jr.	-	Canton, Miss.	Holmes CC
33	Joe Jointer	RB	5-9	200	Jr.	-	Oakland, Calif.	Diablo Valley (Calif.)
34	LeVon Floyd	CB	5-10	170	Rf.	-	Boynton Beach, Fla.	Santaluces HS
35	Kyle Van Ness	LB	6-0	215	Sr.	2	Sommerville, N.J.	Central Connecticut State
36	Skyler Parker	S	6-2	192	Jr.	2	Brandon, Miss.	Brandon HS
37	Tyler Caldwell	P	5-11	185	Sr.	1	Laurel, Miss.	Jones County JC
38	Matt Dean	K	5-8	165	Jr.	2	Cleveland, Miss.	Cleveland HS
39	Clint Farrar	RB	5-8	195	Sr.	2	Kossuth, Miss.	Kossuth HS
40	Tyler Seau	MLB	5-11	219	Jr.	-	Oceanside, Calif.	Palomar (Calif.)
43	Will Edgecombe	LB	6-3	235	Rf.	-	Madison, Miss.	Jackson Academy
44	Bill Hawkins	LB	6-2	225	Jr.	-	Booneville, Miss.	Hinds Community College
46	Mitch Magloire	LB	6-3	245	Jr.	-	Lynbrook, N.Y.	Univ. of Akron
47	Justin Whitley	DB	6-0	217	Jr.	-	San Francisco, Calif.	Yuba College
48	Robert Hogan	LB	6-1	215	Jr.	2	Lexington, Miss.	J.J. McClain HS
49	Matt Snyder	K	6-1	205	Jr.	-	San Jose, Calif.	Foothill (Calif.)
50	Bradley Augustin	LB	6-2	215	Fr.	-	Palm Bay, Fla.	Bayside HS
52	Willie Bradberry	LB	6-1	245	Sr.	2	Greenville, Miss.	Coahoma (MS) CC
54	JeJuan McConnell	LB	5-11	225	Jr.	-	Shaw, Miss.	Coahoma (Miss.) CC
55	Phillip Yandall	OL	6-4	295	Sr.	1	Leone, American Samoa	Southwestern (Calif.) CC
56	Andrew Jones	P	6-0	185	Sr.	1	Corinth, Miss.	Greenwood HS
59	Giraud Hawkins	LB	6-0	210	Fr.	-	New Orleans, La.	Edna Karr HS
60	Ryan Meehan	OL	6-3	285	Sr.	1	San Diego, Calif.	Saddleback (Calif.) CC
61	Timothy Johnson	OL	6-4	325	So.	-	Clarksdale, Miss.	Coahoma CC
62	Evan Shaw	OL	6-2	275	Jr.	-	Hattiesburg, Miss.	Jones County (Miss.) JC
64	Alan Walters	RT	6-2	275	Jr.	2	Jackson, Miss.	Jackson Prep
65	Travis Williams	DT	6-4	275	Fr.	-	Jackson, Miss.	Jackson Academy
68	Jake Zbydniowski	OL	6-1	300	Sr.	3	Fort Walton Beach, Fla.	Choctawatchee HS
69	Jamarious Beck	OL	6-2	315	Jr.	-	Ethel, Miss.	Ethel HS
70	Matt Melton	DT	6-2	265	Sr.	3	Cleveland, Miss.	Cleveland HS
71	Chase Sherman	OL	6-4	285	Jr.	-	D'lberville, Miss.	Jones County (Miss.) JC
73	Darrell Leopold	C	6-2	305	Jr.	-	Laurel, Miss.	Jones County (Miss.) JC
76	Harrison Lauer	OL	6-5	290	Jr.	-	Los Angeles, Calif.	Orange Coast College
77	Kendall Hunter	OL	6-6	338	Jr.	2	Mound Bayou	J.F. Kennedy HS
78	Roman Brasfield	OL	6-1	285	Fr.	-	Oneonta, Ala.	Oneonta HS
79	Cameron Murray	DE	6-1	245	Jr.	-	Hazelhurst, Miss.	Iowa State University
80	Darius Johnson	WR	6-5	210	Rf.	-	Miami, Fla.	Kansas State University
81	Bill Franks	WR	5-8	175	Jr.	-	State Line, Miss.	East Mississippi CC
82	Carlton Ollie	WR	5-11	178	Jr.	-	Flora, Miss.	Copiah-Lincoln Community College
83	Adam Garrity	WR	6-1	182	Fr.	-	Centreville, Va.	Centreville HS
84	Jacob Sesma	TE	6-3	225	Jr.	2	Walnut, Miss.	Walnut HS
85	Chance Starkweather	FB	6-2	245	Jr.	-	Richland, Miss.	Hinds Community College
86	Dex Hopkins	TE	6-2	225	Jr.	-	Richland, Miss.	Holmes (Miss.) Community College
87	Dewayne Hopson	TE	6-3	238	So.	-	Clarksdale, Miss.	Jones County (Miss.) JC
88	Chance Dennis	WR	6-3	200	R-Jr.	-	Houston, Texas	Stephen F. Austin
89	Reed Falkner	TE	6-2	225	Fr.	-	Oxford, Miss.	Oxford HS
90	Alex Herndon	DE	6-2	253	Jr.	-	Crockett, Calif.	Diablo Valley (Calif.)
91	Anthony Daniels	DE	6-3	270	Jr.	-	Detroit, Mich.	Victor Valley (Calif.)
92	Eljae Faoagali	DE	6-4	255	Sr.	1	Vaitogi, American Samoa	New Mexico Military
93	Joe Marshall	DT	6-3	305	Jr.	-	Clearwater, Fla.	Youngstown State Univ.
94	Mark Hoskins	DT	6-2	280	Jr.	-	Louisville, Miss.	East Central (MS) CC
95	David Williams	DT	6-4	303	Jr.	-	Fontana, Calif.	Chaffey (Calif.) College
97	Robbie Mayers	DT	6-3	295	Jr.	-	Laurel, Miss.	Jones County (Miss.) JC
99	Jeremy Henderson	DE	6-2	220	Jr.	-	Kosciusko, Miss.	Holmes (Miss.) Community College

INSIDE THE RECORD BOOK

• INDIVIDUAL GAME RECORDS •

SCORING

Points	36, Chuck Thomas vs. Ark. St., 1936
Touchdowns	6, Chuck Thomas vs. Ark. St., 1936
TDs Rushing	4, Rico McDonald vs. Valdosta St., 2000; Tregnel Thomas vs. W. Georgia, 1996
TDs Passing	6, Garrett DeWitt vs. Harding, 9/20/08 6, Scott Eyster vs. UCA, 2004
TD Passes Caught	4, Trevar Deed vs. N. Alabama, 11/29/08 Greg Betterson vs. Harding, 9/20/08
Field Goals	5, Trey Crum vs. So. Ark., 2003
PAT's Kicking	10, Ernie Wells vs. Ill.-Chicago, 1969

TOTAL OFFENSE

Plays	81, Scott Eyster vs. SAU, 2003
Yards	508 Scott Eyster vs. VSU, 2004

RUSHING

Plays	42, Greg Walker vs. W. Ala., 1993
Yards	316, Greg Walker vs. W. Ala., 1993

PASSING

Passes	70, Scott Eyster vs. So. Ark., 2003
Completions	38, Scott Eyster vs. SAU, 2003
Consecutive Completions	11, Keith Williams vs. UT.-Martin, 1986
Yards	514, Garrett DeWitt vs. Harding, 9/20/08

RECEPTIONS

Caught	16, Trvar Deed vs. North Alabama, 11/29/08
Yards	258, Kyle Finney vs. Troy St., 1984

PUNTING

Punts	14, Donald Bennett vs. Troy St., 1979
Yards	462, Donald Bennett vs. Troy St., 1979
Average	49.2, Blake Koenigsberger vs. UNA, 1999

PUNT RETURNS

Returns	6, Darrin January vs. W. Ala., 1995
---------	-------------------------------------

KO RETURNS

Returns	7, Ollie Thigpen vs. J'ville St., 1989
Yards	150, Dennis Patterson vs. VSU, 1989

SCORING

Points Scored	126, Josh Bright, 2000
Points Kicking	111, Trey Crum, 2003
	110, Billy Dorgan, 2000
Touchdowns	21, Josh Bright, 2000
TDs Rushing	21, Josh Bright, 2000
TDs Passing	36, Scott Eyster, 2006
TDs Passes Caught	18, Ellis Debrow, 2003
TDs Returns	6, Aubrey Matthews, 1982
PATs	71, Billy Dorgan, 2000
FGs	19, Trey Crum, 2003
	13, Bryan Walker, 2005 (13-20)
	13, Billy Dorgan, 2000 (13-20)

TOTAL OFFENSE

Plays	552, Scott Eyster, 2006
Yards	3979, Scott Eyster, 2006

RUSHING

Plays	279, Rico McDonald, 2000
Plays Per Game	27.5, Tregnel Thomas, 1996
Yards	1,637, Rico McDonald, 2000
Yards Per Game	160.4, Tregnel Thomas, 1996
Avg. Per Play	8.5, Revis Davis, 1989

PASSING

Most Passes	489, Scott Eyster, 2006
	445, Garrett DeWitt, 2008
	<b>433, Micah Davis, 2010</b>
	405, Scott Eyster, 2003
	379, Scott Eyster, 2005
	371, Scott Eyster, 2004
Completions	298, Scott Eyster, 2006
	<b>278, Micah Davis, 2010</b>
	276, Garrett DeWitt, 2008
	250, Scott Eyster, 2003
Percentage	<b>64.2, Micah Davis, 2010</b>
	62.0, Garrett DeWitt, 2008
Yards	3,926, Scott Eyster, 2006
	3,485, Scott Eyster, 2003
	<b>3,475, Micah Davis, 2010</b>
	3,369, Scott Eyster, 2004
Interceptions	16, Garrett DeWitt, 2008
Touchdowns	36, Scott Eyster, 2006

RECEPTIONS

Caught	88, Robert Davis, 2006
	78, Trevar Deed, 2008
	77, Ellis Debrow, 2003
	67, Trevar Deed, 2009
	66, Robert Davis, 2005
	64, Ellis Debrow, 2004
	64, Kyle Finney, 1984
	62, Chad Schroeder, 2007
	62, Jim Devers, 1969
Yards	1,637, Ellis Debrow, 2003
Avg. Gain	25.7, Jason Franklin, 2000 (41); 23.9, Rodney Hughes (24), 1989;

TACKLES

Game	20, L. Hicks-Green vs. VSU (10.1.09)
151	Jimmy Wilson, 1989
138	Rory Bell, 2000
114	Carl Dobbs, 1987
110	Reggie Harris, 1988
110	Willie Greene, 1987
109	Kenny Lewis, 1992
108	Carl Pepper, 1983
107	Steve Belcher, 1983

INTERCEPTIONS

Intercepted	8, Monterio James, 2005
	7, Jamarcus Wiggins, 2007
	7, Jerome Williams, 1995
Yards Returned	140, Tommy Woodson, 1975

SACKS

13.5	Michael Eubanks, 2005
12.0	Michael Eubanks, 2007
11.5	Michael Eubanks, 2006
11.0	Joey Sylve, 2003
11.0	Jamal Johnson, 2000

PUNTING

Punts	75, Jerome Williams, 1995
Yards	2,844, Donald Bennett, 1978
Average	45.3, George Duff, 1982
	42.7, Sam Piazza, 1977

PUNT RETURNS

Returned	31, Des Ball, 1982
Yards	399, Wyatt Dendy, 1968

KO RETURNS

Returned	<b>49, Maurice Moore, 2010^</b>
Yards	<b>1,057, Maurice Moore, 2010</b>

^ - New GSC Record

GREEN & WHITE CAREER NUMBERS

• INDIVIDUAL CAREER RECORDS •

SCORING

Points scored	188, Trey Crum, 2003-2004
Points kicking	188, Trey Crum, 2003-2004
<b>Touchdowns</b>	<b>42, Trevar Deed, 2008-2010</b>
<b>TDs Rushing</b>	<b>28, Trevar Deed, 2008-2010</b>
TD's Passing	116, Scott Eyster, 2003-2006
TDs Passes Caught	29, Ellis Debrow, 2002-04
Field Goals	26, Trey Crum, 2003-04
	25, Ozden Karakurt, 1988-91
	23, Blake Koenigsberger, 1998-2001
	22, Bryan Walker, 2002-2005
	22, Ernie Wells, 1966-69
PATs	110, Trey Crum, 2003-04
	84, Ernie Wells, 1966-69
	81, Billy Dorgan, Jr., 1999-2000
	70, Ozden Karakurt, 1988-91

TOTAL OFFENSE

Plays	1855, Scott Eyster, 2003-2006
Yards	14,342, Scott Eyster, 2003-2006

ALL-PURPOSE YARDS

Yards	<b>4,939 - Trevar Deed, 2008-Present</b>
-------	--

RUSHING

Plays	598, Londale Bankston, 1986-88
Yards	3,272, Tregnel Thomas, 1996-1999
Average Per Play	6.07, Revis Davis, 1988-91

PASSING

Passes	1644, Scott Eyster, 2003-2006
	995, Scott Butler, 1981-84
Completions	1001, Scott Eyster, 2003-2006
	574, Garrett DeWitt, 2006-2009
Yards	13,889, Scott Eyster, 2003-2006
	6,917, Scott Butler, 1981-84
Percentage	60.8, Scott Eyster, 2003-2006
Touchdowns	116, Scott Eyster, 2003-2006

RECEPTIONS

Passes Caught	245, Robert Davis, 2003-2006
	<b>179, Trevar Deed, 2008-2010</b>
	166, Ellis Debrow, 2002-2004
	164, Kyle Finney, 1982-1984
Yards	3,201, Ellis Debrow, 2002-2004
Touchdown	29, Ellis Debrow, 2002-2004

INTERCEPTIONS

Intercepted	13, Monterio James, 2005-2007
	12, Jamarcus Wiggins, 2004-2007
	10, Kim Stewart, 1969-70 & 10, Don Fennell, 1964-66
Yards Returned	223, Tommy Woodson, 1974-1976

SACKS

QB Sacks	45.0, Michael Eubanks, 2004-2007*
	28, Jamal Johnson, 2000-2002

\*NCAA Division II and Gulf South Conference Record

TACKLES

Total	343, Lardester Hicks-Green, 2006-2009
-------	---------------------------------------

PUNTING

Punts	215, Donald Bennett, 1977-80
Yards Punted	8,007, Donald Bennett, 1977-80
Punting Average	42.7, Sam Piazza, 1976

PUNT RETURNS

Returned	93, Des Ball, 1979-82
Yards	755, Des Ball, 1979-82

KO RETURNS

Returned	60, Larry Miller, 1972-74
Yards	1,192, Jessie Jackson, 1974-77

STATISTICAL SCHOOL RANKINGS

• RUSHING RANKINGS •

GAME	
316	Greg Walker vs. W. Ala., 10/23/96
255	Revis Davis vs. Tenn.-Martin, 10/19/91
240	Trevar Deed vs. West Georgia, 11/7/2009
234	Nate Fairconnetue vs. NW (La.) St., 10/7/72
230	Tregnel Thomas vs. W. Ga., 10/26/96
222	Revis Davis vs. W. Ga., 10/27/90
219	Joe Hobson vs. W. Ala., 10/22/94
214	Revis Davis vs. Troy St., 10/14/89
211	Rico McDonald vs. Ark.-Mont., 11/10/01
210	Rico McDonald vs. Central Ark., 10/28/00
204	Rico McDonald vs. Miss. Valley St., 9/16/00

SEASON

1,637	Rico McDonald, 2000
1,604	Tregnel Thomas, 1996
1,495	Josh Bright, 2000
1,394	Greg Walker, 1993
1,151	Rico McDonald, 2001
1,145	Tregnel Thomas, 1997
1,131	Nate Fairconnetue, 1973
1,125	David Yeates, 2003
1,120	Londale Bankston, 1987
1,074	Revis Davis, 1990
1,029	Revis Davis, 1991

CAREER

3,285	Rico McDonald, 1998-2001
3,272	Tregnel Thomas, 1996-1999
3,180	Londale Bankston, 1986-1988
2,920	Revis Davis, 1988-1991
<b>2,480</b>	<b>Trevar Deed, 2008-Present</b>
2,336	Josh Bright, 1998-2001
2,069	Greg Walker, 1994-1995
1,896	David Yeates, 2002-2003
1,696	Willie Dickson, 1974-1975
1,521	Jason Snell, 2002-2005
1,402	Radale Pearson, 2004-2005
1,354	Nate Fairconnetue, 1972-1973
1,334	Gary Randall, 1966-1967
1,228	Dwayne Herrington, 1984-1985
1,215	Ronnie Parker, 1982-1983
1,213	David Bradberry, 1972-1973

• PASSING RANKINGS •

GAME	
514	Garrett DeWitt vs. Harding, 9/20/08
483	Scott Eyster vs. Valdosta St., 10/2/04
465	Scott Eyster vs. Ouachita Bapt., 10/29/05
464	Garrett DeWitt vs. North Alabama, 11/29/08
457	Scott Eyster vs. Cen. Arkansas, 10/16/04
447	Scott Eyster vs. Ouachita Bapt., 10/30/04
446	Scott Eyster vs. Ark. Tech, 10/11/03
<b>438</b>	<b>Micah Davis at Lambuth, 11/13/2010</b>
437	Scott Butler vs. Ouachita Bapt., 9/10/83
404	Scott Butler vs. Troy St., 10/20/84
396	Scott Eyster vs. So. Arkansas, 9/30/06

SEASON

3,926	Scott Eyster, 2006
3,485	Scott Eyster, 2003
<b>3,475</b>	<b>Micah Davis, 2010</b>
3,369	Scott Eyster, 2004
3,277	Garrett DeWitt, 2008
3,107	Scott Eyster, 2005
2,598	Scott Butler, 1983
2,478	Scott Butler, 1984
2,348	Garrett DeWitt, 2009
2,142	Keith Williams, 1986
2,110	Alton Marshall, 1987

1,842	Keith Williams, 1985
1,722	Billy Buckner, 1966

CAREER

13,889	Scott Eyster, 2003-2006
6,945	Garrett DeWitt, 2006-2009
6,917	Scott Butler, 1981-1984
4,551	David Crowe, 1992-1995
4,027	Josh Bright, 1998 - 2001
3,751	Alton Marshall, 1986-1988
<b>3,475</b>	<b>Micah Davis, 2010-Present</b>
2,750	Kenny Taylor, 1989-1990
2,741	Mike Kershaw, 1997-1998
2,616	David Bradberry, 1972-1973

• RECEIVING RANKINGS •

GAME	
16	Trevar Deed vs. North Alabama, 11/19/08
15	Trevar Deed vs. North Alabama, 10/15/09
14	Chris Parks vs. So. Ark., 10/18/03
14	Kyle Finney vs. Troy St., 10/29/84
13	Chad Schroeder vs. Harding, 9/20/08
12	Chris Parks vs. Cen. Arkansas, 10/16/04
12	Ellis Debrow vs. Nor. Dakota, 8/30/04
12	Jody Coleman vs. W. Ala., 11/6/71
12	Robert Davis vs. So. Ark., 10/18/03
11	Trevar Deed vs. Valdosta State, 10/2/08
11	Justin Mark vs. Cent. Ark., 9/28/96
11	Aubrey Matthews vs. Troy St., 10/15/83
11	K.T. Chase vs. J'ville St., 10/30/82
11	Bill Hood vs. SE Louisiana, 11/9/74

SEASON

88	Robert Davis, 2006
78	Trevar Deed, 2008
77	Ellis Debrow, 2003
67	Trevar Deed, 2009
66	Robert Davis, 2005
64	Ellis Debrow, 2004
64	Kyle Finney, 1984
62	Chad Schroeder, 2007
62	Jim Devers, 1969
61	Chad Schroeder, 2008
61	Jeremy Ricks, 2006
60	Chris Parks, 2003
55	Jeremy Ricks, 2007
53	Robert Davis, 2003
53	Aubrey Matthews, 1983
53	Grady Coleman, 1970

CAREER

245	Robert Davis, 2003-2006
<b>179</b>	<b>Trevar Deed, 2008-Present</b>
166	Ellis Debrow, 2002-2004
163	Kyle Finney, 1982-1985
142	Jeremy Ricks, 2004-2007
136	Chris Parks, 2001-2004
123	Chad Schroeder, 2005-2008
112	Houston Cunningham, 1996-1999
108	Kevin Locastro, 1985 - 88
97	Des Ball, 1979-82
96	Carlos Bonner, 1992-93
91	Jim Devers, 1967-70
90	Rondy Hughes, 1986-89
83	Justin Mark, 1993-96

• TOTAL OFFENSE •

GAME	
508	Scott Eyster vs. Valdosta St., 10/2/04
506	Garrett DeWitt vs. Harding, 9/20/08
491	Scott Eyster vs. Ouachita Bapt., 10/30/04
487	Scott Eyster vs. Cen. Arkansas, 10/16/04
452	Garrett DeWitt vs. North Alabama, 11/29/08

450	Scott Eyster vs. Ark. Tech, 10/11/03
447	Scott Butler vs. Ouachita Bapt., 9/10/83
441	Scott Eyster vs. Ouachita Bapt., 10/29/05
429	Scott Eyster vs. Harding, 11/1/03
<b>427</b>	<b>Micah Davis vs. West Alabama, 9/30/10</b>
<b>424</b>	<b>Micah Davis at Lambuth, 11/13/2010</b>
408	Scott Eyster vs. So. Arkansas, 9/30/06
402	Scott Eyster vs. So. Ark. 10/18/03
397	Scott Eyster vs. Valdosta St., 9/20/03
395	David Bradberry vs. W. Ala., 11/10/73
392	Scott Butler vs. J'ville St., 10/30/82

SEASON

3,979	Scott Eyster, 2006
3,563	Scott Eyster, 2004
3,548	Scott Eyster, 2003
<b>3,419</b>	<b>Micah Davis, 2010</b>
3,378	Garrett DeWitt, 2008
2,923	Josh Bright, 2000
2,733	Scott Butler, 1983
2,566	Scott Butler, 1984
2,348	Garrett DeWitt, 2009
2,318	Keith Williams, 1986
2,122	Keith Williams, 1985
2,097	Alton Marshall, 1987
1,739	Billy Buckner, 1966
1,714	Alton Marshall, 1988
1,704	Scott Butler, 1982
1,637	Rico McDonald,
2000	

CAREER

14,342	Scott Eyster, 2003-2006
7,229	Scott Butler, 1981-1984
7,165	Garrett DeWitt, 2006-2009
6,363	Josh Bright, 1998-2001
4,537	Keith Williams, 1983-1986
4,366	David Crowe, 1992-1995
3,811	Alton Marshall, 1986-1988
3,804	David Bradberry, 1972-1973
<b>3,661</b>	<b>Micah Davis, 2010-Present</b>
3,292	Rico McDonald, 1998 - 2001
3,180	Londale Bankston, 1985-1988
3,032	Tregnel Thomas, 1996-1998
2,933	Revis Davis, 1988-1991
2,668	Bobby Barrett, 1974-1975
2,628	Kenny Taylor, 1989-1990
2,476	Tony Bowen, 1978-1979
2,454	Mike Kershaw, 1997-1998

• SCORING •

GAME	
36	Chuck Thomas vs. Ark. St., 10/ 2/36
24	Trevar Deed vs. North Alabama, 11/29/08
24	Rafael Mitchell vs. West Georgia, 11/8/08
24	Greg Betterson vs. Harding, 9/20/08
24	Rico McDonald vs. Valdosta St., 11/18/00
24	Tregnel Thomas vs. W. Ga., 10/26/96
<b>18</b>	<b>Trevar Deed at Ouachita Baptist, 11/6/10</b>
<b>18</b>	<b>Brandon Lucas at West Georgia, 10/23/10</b>
<b>18</b>	<b>Brandon Lucas at Arkansas-Monticello, 10/7/10</b>
<b>18</b>	<b>L.J. Castile vs. West Alabama, 9/30/10</b>
<b>18</b>	<b>Trevar Deed vs. Henderson State, 9/25/10</b>
18	Trevar Deed vs. West Georgia, 11/7/09
18	Trevar Deed vs. West Georgia, 11/8/08
18	Trevar Deed vs. Arkansas Tech, 11/1/08
18	Trevar Deed vs. UA-Monticello, 9/13/08
18	Jeremy Ricks vs. Valdosta State, 10/11/07
18	Dedrick Wilson vs. UA-Monticello, 11/10/07
18	Garrett DeWitt vs. UA-Monticello, 11/10/07
18	Jeremy Ricks vs. WVU-Tech, 9/2/06
18	Jeremy Ricks vs. Ouachita Baptist, 9.23/06
18	Radale Pearson vs. UWA, 9/11/04
18	Trey Crum vs. So. Ark., 10/18/03



18	Ellis Debrow vs. W. Ga. 10/4/04
18	Josh Bright vs Bloomsburg, 12/9/00
18	Tanny Flowers vs. Ark.-Monticello, 11/9/00
18	Josh Bright vs. Central Ark., 10/28/00
18	Rico McDonald vs Central Ark., 10/28/00
18	Josh Bright vs. Harding, 9/30/00
18	Rico McDonald vs. Belhaven, 9/2/00
18	Willie Frazier vs. W. Ala., 10/23/93
18	Greg Walker vs. Henderson St., 10/9/93
18	Dennis Patterson vs. Valdosta St., 11/4/89
18	Mike Conerly vs. Ouachita Bapt., 11/8/79
18	Larry Parker vs. Tenn.-Martin, 11/21/78
18	Willie Dickson vs. Nicholls St., 11/23/74
18	Mark Seals vs. NW (La.) St., 9/28/74
18	Randall Bradberry vs. Livingston, 10/31/70
18	Randall Bradberry vs. N. Ala., 9/26/70
18	Mike Thomas vs. Ill.-Chicago, 10/4/69
18	Dom Bevalaque vs. Tampa, 11/12/49

**SEASON**

126	Josh Bright, 2000
111	Trey Crum, 2003
110	Billy Dorgan, 2000
108	Ellis Debrow, 2003
108	Rico McDonald, 2000
96	Jeremy Ricks, 2006
90	Trevar Deed, 2009
90	Trevar Deed, 2008
90	Rico McDonald, 2001
78	Bryan Walker, 2005
78	Nate Fairconnetue, 1973
78	Terry Beckham, 1972
72	Dedrick Wilson, 2007
69	Tom Santos, 2008
66	Eric Marshall, 2006
66	Tregnel Thomas, 1996
59	Trey Agner, 1996
56	Scott Butler, 1984
56	Dewayne Herrington, 1984
<b>54</b>	<b>L.J. Castile, 2010</b>
<b>54</b>	<b>Brandon Lucas, 2010</b>
54	Greg Betterson, 2008
54	Chad Schroeder, 2008
54	Tregnel Thomas, 1997
54	Greg Walker, 1993
54	Dennis Patterson, 1989
54	Londale Bankston, 1987
54	George Chesser, 1964

**CAREER**

<b>252</b>	<b>Trevar Deed, 2008-2010</b>
252	Rico McDonald, 1999-2001
251	Josh Bright, 1998-2001
180	Jeremy Ricks, 2004-2007
174	Ellis Debrow, 2003-2005
174	Ozden Karakurt, 1988-1991
156	Tregnel Thomas, 1996-1999
150	Londale Bankston, 1985-1988
150	Ernie Wells, 1966-1969
144	Revis Davis, 1988-1991
138	Kyle Finney, 1982-1985
131	Bryan Walker, 2002-2005

**• PAT KICKING •**

**SEASON**

71	Billy Dorgan, 2000
56	Trey Crum, 2004
54	Tom Santos, 2008
54	Trey Crum, 2003
45	Trey Adams, 2007
39	Bryan Walker, 2005
34	Matt Dean, 2009
34	F.G. Wiygul, 1973
33	Sid Halliday, 2006
31	Al Crawford, 1971

**CAREER**

110	Trey Crum, 2003-2004
84	Ernie Wells, 1966-1969
81	Billy Dorgan, 1999-2000
70	Blake Koenigsberger, 1998-2001
70	Ozden Karakurt, 1988-1989
65	Bryan Walker, 2002-2005
58	Trey Agner, 1995-1997
54	Tom Santos, 2006-Present
51	Jamie Greer, 1986-1987
50	F.G. Wiygul, 1973-1974

**• PUNT RETURNS •**

**SEASON**

399	Wyatt Dendy, 1968
368	Des Ball, 1982
309	Des Ball, 1979
307	Chad Schroeder, 2008
287	Craig Havard, 1983
271	Byron Rasco, 1965
239	Donyelle Williams, 2003

**CAREER**

755	Des Ball, 1979-82
578	Wyatt Dendy, 1967-68
576	Craig Havard, 1983-84
518	Donyelle Williams, 2002-2004
368	Larry Miller, 1972-73
307	Chad Schroeder, 2005-2008
291	Kevin Lacastro, 1985-88
271	Byron Rasco, 1965-66
264	Kyle Finney, 1982-85
254	Tommy Woodson, 1973-76

**• KICK RETURNS •**

**GAME**

<b>168</b>	<b>Maurice Moore vs. Harding, 10/16/10</b>
150	Dennis Patterson vs. Valdosta St., 11/4/89
<b>138</b>	<b>Maurice Moore at Jackson State, 9/4/10</b>
<b>136</b>	<b>Maurice Moore vs. North Alabama, 10/28/10</b>
133	Ken McKinney vs. Nicholls St., 9/12/81
124	Bobby Bell vs. Troy State, 10/11/69
116	Jeremy Ricks vs. Valdosta State, 10/11/07
114	Cedrick Jackson vs. Troy State, 10/16/76
<b>111</b>	<b>Maurice Moore vs. West Alabama, 9/30/10</b>
106	Cedrick Jackson vs. E. Texas St., 9/22/79
101	Jeremy Ricks vs. West Georgia, 10/27/07

**SEASON**

<b>984</b>	<b>Maurice Moore, 2010</b>
556	Jessie Jackson, 1975
502	Willie Miller, 1973
492	Ted Gullette, 1970
452	Bobby Bell, 1969
440	Cedrick Jackson, 1980
415	Jeremy Ricks, 2007
412	Jason Snell, 2005
412	Craig Howard, 1983

**CAREER**

1,192	Jessie Jackson, 1974-1977
1,162	Larry Miller, 1972-1974
<b>1,057</b>	<b>Maurice Moore, 2010</b>
840	Ollie Thiopen, 1989-1992
823	Jason Snell, 2002-2005
811	Jeremy Ricks, 2004-2007
719	Billy Bell, 1967-1969

**• PASS SACKS •**

**GAME**

5.0	Michael Eubanks vs. Shaw, 11/17/07
4.0	Demetric Armistead vs. Miss. Valley State, 9/9/00
4.0	Tim Edwards vs. Southern Mississippi, 9/1/90

**SEASON**

13.5	Michael Eubanks, 2005
12.0	Michael Eubanks, 2007
11.5	Michael Eubanks, 2006
11.0	Joey Sylve, 2003
11.0	Jamal Johnson, 2000
10.5	Bob Yarbrough, 1984
9.5	Karl Balls, 1984

**CAREER**

45.0	Michael Eubanks, 2004-2007*
28	Jamal Johnson, 2000-2002
28	Jamal Johnson (2000-02)
26	Tim Edwards (1987-90)
22	Andre Brown (1999-2000)
22	Jerrold Beckett (2000-03)
19.5	Karl Balls (1983-86)
19.5	Joey Sylve (2000-03)
15.0	Clayton Mosley (2000-02)
13.0	Kelvin Redd (2000-03)
13.0	Williams Price (1982-83)
12.0	Dwight Herlong (1987-90)
11.5	Anthony King, 2006-2008

**• INTERCEPTIONS •**

**GAME**

3	Jerome Williams vs. So. Ark., 10/28/95
3	Kim Stewart vs. West Ala., 10/31/70
3	Gayle Davis vs. N. Ala., 9/17/60

**SEASON**

8	Monterio James, 2005
7	Jamarcus Wiggins, 2007
7	Jerome Williams, 1995
<b>6</b>	<b>Garrett Williams, 2010</b>
6	Robert Cheatham, 1987
6	Al Carey, 1984
6	Kim Stewart, 1970
6	Luther Kuykendall, 1970
6	Don Jacobs, 1968
6	Jerry Hooper, 1966
5	Monterio James, 2006
5	Monte Dickerson, 1986
5	Benny Goff, 1967
<b>4</b>	<b>Dominique Davenport, 2010</b>
4	Pete Golding, 2003
4	Cha Cha Berry, 2003
4	Pat Walker, 1999

**CAREER**

13	Monterio James, 2005-2007
12	Jamarcus Wiggins, 2004-2007
10	Kim Stewart, 1969-70
10	Don Fennell, 1964-66
<b>9</b>	<b>Dominique Davenport, 2008-Present</b>
9	Jerome Williams, 1994-95
9	Patrick Cheatham, 1986-87
8	Al Carey, 1983-84

**• TACKLES •**

**GAME**

20	Lardester Hicks-Green vs. Valdosta State, 10.1.09
18	Lardester Hicks-Green vs. OBU, 9/26/09
18	Lardester Hicks-Green, vs. UNA, 11/29/08
17	Gary Bell vs. Catawba, 11/25/00
17	Robert Downing vs. North Alabama, 9/30/78
16	Pete Golding vs. North Alabama, 9/17/05

**SEASON**

151	Jimmy Wilson, 1989
138	Rory Bell, 2000
114	Carl Dobbs, 1987
110	Reggie Harris, 1988

110	Willie Greene, 1987
109	Kenny Lewis, 1992
108	Carl Pepper, 1983
107	Steve Belcher, 1983
106	Willie Greene, 1988
<b>105</b>	<b>Garrett Williams, 2010</b>
100	Jamarcus Wiggins, 2007

**CAREER**

343	Lardester Hicks-Green, 2006-2009
335	Jimmy Wilson, 1987-1990
316	Dwight Herlong, 1987-1990
285	Pete Golding, 2002-05
282	Rory Bell, 1997-2000
274	Willie Greene, 1985-1988
249	Kenny Lewis, 1989-1992
249	Steve Belcher, 1981-1984
243	Michael Eubanks, 2004-2007
242	Jamarcus Wiggins, 2005-2007
231	Tim Edwards, 1987-1990
227	Paul Shoemaker, 1986-1989

**• TEAM GAME RECORDS •**

**SCORING**

Points	84 vs. Ill.-Chicago, 10/4/69
Touchdowns	12 vs. Ill.-Chicago, 10/4/69
TDs Rushing	9 vs. Bloomsburg, 12/09/00!
TDs Passing	6, Harding (9/20/08), Cen. Arkansas (10/16/04)
PATs Kicked	10 vs. Ill.-Chicago, 10/4/69
Most FGs	5 vs. So. Arkansas, 10/18/03
Most First Downs	36, vs. Bloomburg, 12/09/00!

**TOTAL OFFENSE**

Plays	98 vs. SE Mo. 9/22/84
Yards	674, vs. Valdosta St., 10/2/04

**RUSHING**

Plays	72 vs. SE Mo., 9/22/84
Yards	542 vs. Harding, 10/31/59

**PASSING**

Attempts	70 vs. Southern Ark., 10/18/03
Completions	38 vs. Harding (9/20/08), SAU (10/18/03)
Yards	528, vs. Harding, 9/20/08

**INTERCEPTIONS**

Fewest Had Intercepted	0 (set numerous times)
Most Had Intercepted	5 vs. Cent. Ark., 9/28/96
	5 vs. NE La., 11/15/69

**PUNT RETURNS**

Punts	11 vs. La. College, 11/20/65
Yards	156 vs. Ill.-Chicago, 10/4/69

**KICKOFF RETURNS**

Returns	14 vs. Alabama, 9/21/51
Yards	247 vs. Alabama, 9/21/51

**• TEAM SEASON RECORDS •**

**SCORING**

Most Points	606, 2000
Fewest Points	20, 1926
Touchdowns	82, 2000
TDs Rushing	58, 2000
TDs Passing	33, 2003
PATs Kicked	71, 2000
Field Goals	19, 2003
Tie Games	2, 1929, 1940, 1994
Times Shutout	7, 1935

**TOTAL OFFENSE**

Plays	1,049, 2000
-------	-------------

Yards	7,178, 2000
Most First Downs	329, 2000
Average	526.7, 2003

**RUSHING**

Most Plays	839, 2003
Most Yards	4,644, 2000

**PASSING**

Most Attempts	517, 2006
Most Completions	312, 2006
Most Yards	4,015, 2006
TD Passes	37, 2006
Average Yards per game	346.4, 2003

**INTERCEPTIONS**

Had Intercepted	21, 1970
-----------------	----------

**PENALTIES**

Yards Penalized	1,420, 2007
	<b>1,333, 2010</b>
	1,172, 2008
	1,134, 1976
Yards Penalized, Game	263 vs. Ouachita Bapt., 9/22/07

**MISCELLANEOUS**

Margin of Victory	84 vs. Ill.-Chicago, 1969
Points Allowed	89 vs. Alabama, 1951
Largest Margin of Defeat	89 vs. Alabama, 1951
Consecutive Shutouts	4, 1954
Consecutive Wins	13, 1953-55
Consecutive Home Wins	11, 1962-64
Consecutive Losses	8, 1940-41
Yards Allowed Passing	0 vs. Miss. College, 1995
Yards Allowed Rushing	-29 vs. West Georgia, 10/27/07
	-29 vs. Jackson State, 9/1/07

! = NCAA Division II Championship Game Record

**• LONGEST PLAYS •**

**RUSHING**

95	Carl Grubb vs. Livingston, 1955
93	Jimmy Sanders vs. Southern Arkansas, 1953
92	James Kelly, Arkansas State, 1950
90	Melvin Hemphill vs. Middle Tenn. State, 1937
90	Leonard Cain vs. Union, 1952
87	Joe Hobson vs. West Alabama, 1994
84	Ronnie Parker vs. SE Mo. State, 1984
84	Jason Franklin vs. Arkansas-Monticello, 1999
80	Alonzo Harris vs. Mississippi College, 1993

**PASS PLAYS**

93	Josh Bright to James Grubbs vs. UWA., 2001
87	James Garner to W.S. Donald vs. Millsaps, 1953
85	Laurin Collinsto Ken Farmer vs. Ark. St., 1963
84	Brian Bell to Ellis Debrow vs. Ouachita Baptist, 2003
84	Tommy Cannon to Grady Coleman vs. Samford, 1971
82	Mark Hudspeth to Greg Green vs. Valdosta St., 1991
82	Fred Foster to John Brewer vs. SW Missouri, 1950
81	Jim Kennamer to Kyle Finney vs. SE Mo. 1982
81	Todd Vowell to Sammie Williams vs. W. Ga. 1996

**PASS INTERCEPTION RETURNS**

96	Chuck Thomas vs. Henderson St., 1937
92	Bradley Sanders vs. Mississippi College, 1957
85	Woodson Earl vs. Mississippi College, 1948
81	Desmond Callaway vs. Henderson St., 1991
80	Norman Beasley vs. Elon College, 1980
80	Wade Kellum vs. Memphis State, 1931
80	R.E. "Chippy" Rose vs. So. Mississippi, 1932

**KICKOFF RETURNS**

100	Aubrey Matthews vs. Livingston, 1983
100	Donnie Cotton vs. E. Cent. Oklahoma, 1962
100	Terry Beckham vs. J'ville State, 1971
97	Dennis Patterson vs. Valdosta St., 1989
95	Chad Ridley vs. UWA, 2004
95	James Hubbert vs. E. Cent. Oklahoma, 1959
92	Jeremy Ricks vs. West Georgia, 2007
90	Ollie Thigpen vs. So. Ark., 1989
90	Donnie Cotton vs. J'ville State, 1962

**PUNT RETURNS**

90	Tom Jones, vs. Arkansas A&M, 1947
86	Des Ball vs. Miss. College, 1979
83	Jerry Barrett vs. J'ville State, 1971
82	Mitch Terrell vs. Ark. State, 1963
81	Todd Bradford vs. North Alabama, 2009
81	Keith Watts vs. W. Ala., 1994

**LONGEST FIELD GOAL KICKED**

54	Ozden Karakurt vs. W. Ala., 1989
52	Billy Dorgan vs. Central Arkansas, 2000
52	Ozden Karakurt vs. W. Ala., 1990
51	Ozden Karakurt vs. Valdosta St., 1991
51	Ozden Karakurt vs. Miss. College, 1989
50	Billy Dorgan vs. Henderson State, 2000
50	Ozden Karakurt vs. Tenn.-Martin, 1991
50	Ozden Karakurt vs. W. Ala., 1988

**LONGEST PUNT**

80	Buddy Madden vs. Western Ky., 1949
77	Clifton Bishop vs. La. College, 1938
74	Chip Dardaman vs. Troy St., 1985
73	Clifton Bishop vs. Ouachita Bapt., 1937
<b>72</b>	<b>Tyler Caldwell vs. Arkansas-Monticello, 2010</b>
71	Ray Bridges vs. Miss. College, 1969
70	Donald Bennett vs. N. Ala., 1978
69	Spencer Strickland vs. Pitt. State, 2005
67	Rob Moore vs. West Alabama, 2008



**• CAREER ALL-PURPOSE YARDS •**

**ALL-PURPOSE YARDS**

<b>4,939</b>	<b>Trevar Deed, 2008-Present</b>
3,978	Rico McDonald, 1998-2001
3,692	Londale Bankston, 1985-1988
3,486	Kyle Finney, 1982-1985
3,415	Tregnel Thomas, 1996-1999
3,201	Ellis Debrow, 2002-2004
3,166	Robert Davis, 2003-2006
3,058	Revis Davis, 1988-1991

RECORD VERSUS ALL OPPONENTS


SCHOOL	W	L	T	PF	PA
Alabama, University of	0	1	0	0	89
<b>Albany State University</b>	<b>0</b>	<b>0</b>	<b>0</b>	<b>0</b>	<b>0</b>
Arkansas College	1	0	0	46	0
<b>*Arkansas-Monticello</b>	<b>27</b>	<b>5</b>	<b>0</b>	<b>1023</b>	<b>421</b>
<b>Gulf South</b>	<b>13</b>	<b>2</b>	<b>0</b>	<b>516</b>	<b>239</b>
Arkansas State	4	4	1	167	131
<b>*Arkansas Tech</b>	<b>11</b>	<b>7</b>	<b>0</b>	<b>483</b>	<b>412</b>
<b>Gulf South</b>	<b>9</b>	<b>6</b>	<b>0</b>	<b>399</b>	<b>325</b>
Austin Peay State	2	2	0	83	79
Belhaven College	1	0	0	55	18
Bethel College	6	4	1	226	86
Bloomburg (PA) University	1	0	0	63	34
Centenary College	1	0	0	63	0
Central Arkansas	5	11	1	326	402
Gulf South	2	6	0	156	225
Catawba	1	0	0	24	14
Cleveland Independents	1	0	0	6	0
College of the Ozarks	1	0	0	47	0
Cumberland University	2	1	0	84	48
East Central Oklahoma	2	0	0	43	19
Eastern Illinois	1	1	0	50	27
Elizabeth City State	1	0	0	17	10
Elon College	0	1	0	21	24
Evansville College	0	1	0	6	19
Florida State	0	1	0	0	32
Fort Benning (Ga.)	1	0	0	20	3
Freed-Hardeman (Tenn)	0	1	0	0	7
Grand Valley State	0	1	0	30	49
Greenville Independents	0	1	0	0	21
<b>*Harding University</b>	<b>10</b>	<b>1</b>	<b>1</b>	<b>445</b>	<b>257</b>
<b>Gulf South</b>	<b>8</b>	<b>1</b>	<b>0</b>	<b>365</b>	<b>186</b>
<b>*Henderson State</b>	<b>19</b>	<b>4</b>	<b>1</b>	<b>671</b>	<b>371</b>
<b>Gulf South</b>	<b>12</b>	<b>3</b>	<b>1</b>	<b>438</b>	<b>274</b>
Hendrix College	0	3	0	12	30
Hinds Junior College	2	0	0	28	7
Holmes Junior College	2	0	0	51	19
Illinois-Chicago Circle	1	0	0	84	0
<b>Jackson State</b>	<b>1</b>	<b>1</b>	<b>0</b>	<b>44</b>	<b>45</b>
+ Jacksonville State	8	22	1	537	732
Gulf South	2	18	1	344	588
<b>Lambuth University</b>	<b>6</b>	<b>6</b>	<b>0</b>	<b>216</b>	<b>154</b>
Liberty Baptist	2	0	0	47	21
Louisiana College	8	8	2	214	212
Louisiana Tech	0	3	0	7	80
Memphis Naval Air Station	1	0	0	75	6
Memphis (e)	4	9	1	98	195
Merchant Marine Academy	1	0	0	19	0
McNeese State	0	1	0	27	52
Middle Tennessee State	1	2	0	31	33
Millsaps College	5	10	0	136	280
Millsaps Freshmen	0	1	0	6	27
+ Mississippi College	17	15	2	532	503
Gulf South	11	11	1	346	363
Mississippi College "B"	0	0	1	0	0
Miss. College Freshmen	0	1	0	6	6
Mississippi Delta JC	5	4	1	112	115
Mississippi State	0	1	0	0	39
Mississippi Valley State	3	1	0	131	54
Murray State	3	3	2	97	123
+ Nicholls State	5	3	1	169	132
Gulf South	4	2	1	144	84
• <b>North Alabama</b>	<b>22</b>	<b>30</b>	<b>1</b>	<b>989</b>	<b>1172</b>
<b>Gulf South</b>	<b>11</b>	<b>28</b>	<b>1</b>	<b>669</b>	<b>934</b>
North Carolina Central	1	0	0	24	17
North Dakota	0	1	0	19	28
North Dakota State	1	1	0	47	32
Northeast Louisiana	8	12	0	237	373
Northwest Junior College	10	1	0	405	38

+ Northwestern (La.) State	2	13	0	133	373
Gulf South	2	1	0	66	25
<b>SCHOOL</b>	<b>W</b>	<b>L</b>	<b>T</b>	<b>PF</b>	<b>PA</b>
Ole Miss Freshmen	0	2	0	2	20
<b>*Ouachita Baptist</b>	<b>16</b>	<b>4</b>	<b>0</b>	<b>474</b>	<b>305</b>
<b>Gulf South</b>	<b>6</b>	<b>2</b>	<b>0</b>	<b>228</b>	<b>165</b>
Parsons (Iowa) College	0	1	0	18	19
Pittsburg State	1	0	0	44	31
Quantico (Va.) Marines	0	2	0	16	30
Rhodes College	0	1	0	0	32
Rhodes Freshmen	3	0	0	47	0
Ruleville Independents	0	1	0	2	12
Sam Houston State University	0	1	0	31	38
Samford University	4	7	0	173	192
Southeast Missouri	23	4	1	645	341
+ Southeastern Louisiana	5	8	0	147	273
Gulf South	3	4	0	74	115
Southeastern Oklahoma State	1	1	0	27	31
Southern Illinois University	1	0	0	24	16
Southern Mississippi	3	10	1	131	340
<b>*Southern Arkansas</b>	<b>17</b>	<b>7</b>	<b>0</b>	<b>531</b>	<b>323</b>
<b>Gulf South</b>	<b>9</b>	<b>4</b>	<b>0</b>	<b>202</b>	<b>186</b>
Southwest Baptist	1	0	0	20	0
Southwest Missouri State	1	1	0	73	34
Southwest Texas State	0	1	0	10	17
Southwestern Louisiana	1	4	0	68	91
Spring Hill College (Ala.)	1	0	0	12	7
Stephen F. Austin State Univ.	2	5	0	86	178
Tampa, University of	3	4	0	148	172
Tennessee-Martin JC	1	3	0	46	71
+ Tennessee-Martin, Univ. of	22	13	0	728	533
Gulf South	12	8	0	435	337
Texas-Arlington	0	1	0	8	19
Texas A&M-Commerce	2	2	0	70	68
Texas A&M-Kingsville	0	1	0		
Texas State	0	1	0	25	32
+ Troy State (Ala.)	19	21	0	649	720
Gulf South	7	13	0	316	474
Tupelo Military Institute	0	1	0	6	13
Tusculum	1	0	0	27	19
Union (Tenn.) University	1	4	0	43	74
<b>*Valdosta State (Ga.)</b>	<b>17</b>	<b>12</b>	<b>1</b>	<b>696</b>	<b>830</b>
<b>Gulf South</b>	<b>17</b>	<b>12</b>	<b>1</b>	<b>696</b>	<b>830</b>
<b>*West Alabama</b>	<b>33</b>	<b>20</b>	<b>3</b>	<b>1419</b>	<b>942</b>
<b>Gulf South</b>	<b>24</b>	<b>14</b>	<b>2</b>	<b>975</b>	<b>748</b>
West Chester (Pa.) State	0	1	0	28	31
<b>*West Georgia</b>	<b>17</b>	<b>7</b>	<b>0</b>	<b>780</b>	<b>465</b>
<b>Gulf South</b>	<b>17</b>	<b>7</b>	<b>0</b>	<b>780</b>	<b>465</b>
Western Kentucky	1	4	0	57	135
William Carey (MS) College	0	1	0	7	19

**Bold** denotes 2010 opponents • \* Denotes current Gulf South Conference members • + Denotes former Gulf South Conference members







# GAME ONE

September 4, 2010 • Veterans Memorial Stadium • Jackson, Miss. • 7:00 p.m.

1

<b>(No. 19) Delta State</b>	<b>7</b>	<b>7</b>	<b>3</b>	<b>0</b>	<b>17</b>
<b>Jackson State</b>	<b>7</b>	<b>15</b>	<b>3</b>	<b>7</b>	<b>32</b>

**STATESMEN FALL 32-17 IN SEASON OPENER AT JACKSON STATE**

By, Matt Jones - Athletic Communications

**JACKSON** – Four second-half turnovers led to a big half for Jackson State, as the Tigers (1-0) marched to a 32-17 victory over No. 19 Delta State (0-1) Saturday at Mississippi Veterans' Memorial Stadium in the 3rd annual W.C. Gorden Classic. The JSU victory evened the all-time series at 1-1.

"We played a solid opponent today and they executed a little better, but we made some plays and have some things to work on for next week," stated DSU head coach Ron Roberts.

The Tigers, who amassed 501 yards of total offense, passed for 404 yards on 27-of-47 passing. Delta State totaled 460 yards on 66 plays, including 365 yards passing on 23-of-40 attempts.

Micah Davis and the Statesmen offense made the most of the opening drive of the 2010 season, driving 73 yards on seven plays in 2:38, as the junior from Wesson connected on a 30-yard touchdown pass with Trevar Deed. Matt Dean connected on the extra point to give the Statesmen the early 7-0 lead.

After going three and out on offense, Jackson State junior linebacker Tim Dandridge picked off an errant Davis pass and rumbled 30 yards for the game tying score with 4:31 left in the first.

The Tigers took a 10-7 lead on Jabril Smith's 21-yard field goal with 11:08 on the board in the second.

JSU junior quarterback Casey Therriault connected with Marcellus Wilder on 9-yard score to take a 16-7 lead with 3:48 left in the half. Smith's extra point attempt was blocked by DSU's L.J. Castile.

Delta State finally answered on Rafael Mitchell's 11-yard touchdown run at the 1:06 mark of the second quarter. DSU went 68 yards in 2:42.

Jackson State quickly answered, as Therriault and the "Air Raid" offense marched 65 yards in 48 seconds to take a 22-14 lead on Spencer Spane's 7-yard touchdown catch.

In the first, Therriault passed for 210 yards on 15-of-24 attempts with two touchdowns for the Tigers. JSU finished the half with 255 yards of total offense on 41 plays.

Davis completed 10-of-17 passes for 183 yards with a touchdown and an interception. DSU totaled 246 yards on 31 plays.

JSU continued to put the pressure on the Statesmen, driving 60-plus yards on the opening drive of the second half. After stalling out at the DSU 6-yard line, Smith connected on his second field goal of the game, giving JSU the 25-14 lead with 11:08 on the clock in the third quarter.

After forcing the Tigers to turn it over on downs, Delta State put three points on the board with 3:38 left in the third on Matt Dean's 38-yard field goal, cutting the lead to eight, 25-17.

In the fourth, Therriault once again picked up the Tigers, connecting with Renty Rollins on an 11-yard touchdown grab with 12:18 remaining in the game.

DSU had two chances late in the contest, but turnovers in the redzone killed any comeback opportunities.

David finished his first start for the Statesmen, completing 23-of-40 passes for 365 yards with one touchdown and three interceptions. L.J. Castile grabbed seven passes for 114 yards, while Chance Dennis hauled in four passes for 89 yards.

JSU's Therriault completed 27-of-47 passes for 404 yards and three touchdowns. Marcellus Wilder led JSU with seven grabs, while Anthony Mayes hauled in four passes for 118 yards.

TEAM STATISTICS	DSU	JSU
FIRST DOWNS	21	24
RUSHES-YARDS (NET)	26-95	35-97
PASSING YDS (NET)	371	404
Passes Att-Comp-Int	40-23-3	47-27-1
TOTAL OFFENSE PLAYS-YARDS	66-466	82-501
Fumble Returns-Yards	0-0	1-10
Punt Returns-Yards	3-49	1--2
Kickoff Returns-Yards	7-168	4-72
Interception Returns-Yards	1-0	3-50
Punts (Number-Avg)	3-35.0	4-26.5
Fumbles-Lost	3-2	0-0
Penalties-Yards	11-97	6-45
Possession Time	24:01	35:59
Third-Down Conversions	3 of 11	7 of 16
Fourth-Down Conversions	1 of 3	0 of 1
Red-Zone Scores-Chances	1-3	5-5
Sacks By: Number-Yards	2-27	2-17

**INDIVIDUAL STATISTICS**

**RUSHING:** Delta State Univ.-Brandon Lucas 7-46; Trevar Deed 11-36; Rafael Mitchell 1-11; Micah Davis 6-6; Carlton Ollie 1-minus 4. Jackson State-MORELAND,AI 7-38; LEE,B.J. 8-36; GOODEN,Tommy 8-34; CHAPMAN,Tevin 1-minus 2; SMITH,Jewrad 2-minus 3; THERRIAULT,Ca. 9-minus 6.

**PASSING:** Delta State Univ.-Micah Davis 23-40-3-371. Jackson State-THERRIAULT,Ca. 27-47-1-404.

**RECEIVING:** Delta State Univ.-L.J. Castile 6-88; Maurice Moore 4-87; Chance Dennis 3-47; Trevar Deed 3-42; Ray Chisolm 2-33; Bill Franks 2-14; Tim Smith 1-24; Rafael Mitchell 1-23; Brandon Lucas 1-13. Jackson State-WILDER,Marcell. 7-88; ROLLINS,Renty 5-60; MAYES,Anthony 4-118; DREWERY,E.J. 3-62; TILLMAN,Keenan 3-41; PIPPEN,Demario 2-17; RICHARDSON,Ric 1-10; SPANE. Spencer 1-7; LEE,B.J. 1-1.

**INTERCEPTIONS:** Delta State Univ.-Dominique Davenport 1-0. Jackson State-DANDRIDGE,Tim 2-30; COX,QUA 1-20.

**FUMBLES:** Delta State Univ.-Maurice Moore 2-2; Micah Davis 1-0. Jackson State-None.

**SACKS (UA-A):** Delta State Univ.-Robert Hogan 1-0; Garrett Williams 1-0. Jackson State-ROBINSON,Donava 1-0.

**TACKLES (UA-A):** Delta State Univ.-Garrett Williams 10-5; Xavier Triplett 5-6; Jared Turner 2-4; Dwight Tillman 3-2; David Williams 0-5; Robert Hogan 3-1; Preston Felder 2-2; Melvin Griffin 1-3; Jerry Barnes 2-1; Joe Marshall 2-1; Brett Butler 2-1; Dominique Davenport 2-0; Tyler Seau 1-1; Matt Melton 1-1; Mark Hoskins 1-1; Hollan Fiu 1-1; Chance Starkweather 1-1; Bill Hawkins 1-0; Maurice Moore 1-0; Anthony Daniels 0-1; Jamarcus Jackson 0-1. Jackson State-RICH,Ryan 8-2; DANDRIDGE,Tim 7-1; JOHNSON,Jalil 4-2; WASHINGTON,Sam 3-3; HOSKINS,Kerry 4-1; SMITH,Jewrad 4-0; WILCHER,Todd 3-1; JOHNSON,Ant. 3-1; PATTERSON,Miit 0-4; TEAM 2-0; POGUE,Neal 0-2; JOHNSON,Tim 1-0; WRIGHT,Andre 1-0; SMITH,Jabril 1-0; COX,QUA 1-0; WASHINGTON,Chr. 1-0; ROBINSON,Donava 1-0; THOMPSON,Connor 0-1; BILLUPS,Johnat 0-1; HILL,Mike 0-1.

**SCORING SUMMARY**

1st	12:22	DSU	Trevar Deed 30 yd pass from Micah Davis (Matt Dean kick), 4-73 2:03, DSU 7 - JSU 0
	04:31	JSU	DANDRIDGE, Tim 30 yd interception return (SMITH, Jabril kick), , DSU 7 - JSU 7
2nd	11:05	JSU	SMITH, Jabril 24 yd field goal, 13-69 5:55, DSU 7 - JSU 10
	03:46	JSU	WILDER, Marcell. 10 yd pass from THERRIAULT (Kick blkd), 10-61 4:19, DSU 7 - JSU 16
	01:06	DSU	Rafael Mitchell 11 yd run (Matt Dean kick), 7-65 2:33, DSU 14 - JSU 16
	00:14	JSU	SPANE. Spencer 7 yd pass from THERRIAULT,Ca. (2PT Att), 5-68 0:48, DSU 14 - JSU 22
3rd	11:09	JSU	SMITH, Jabril 21 yd field goal, 8-58 3:45, DSU 14 - JSU 25
	03:38	DSU	Matt Dean 33 yd field goal, 12-48 3:26, DSU 17 - JSU 25
4th	12:18	JSU	ROLLINS,Renty 11 yd pass from THERRIAULT (SMITH kick), 10-80 3:15, DSU 17 - JSU 32



# GAME TWO

September 9, 2010 • Parker Field-McCool Stadium • Cleveland, Miss. • 6:00 p.m.

2

**Arkansas Tech**

**0 12 7 6**

**25**

**No. 23 Delta State**

**14 0 7 3**

**27**

**DEAN'S 48-YARD FIELD GOAL LIFTS STATESMEN TO 27-25 WIN OVER WONDER BOYS**

By, Matt Jones - Athletic Communications

**CLEVELAND** —Garrett Williams' two second half interceptions and Matt Dean's career-long 48-yard field goal with 6:11 left in the game lifted No. 23 Delta State to a 27-25 victory over Arkansas Tech Thursday at Parker Field-McCool Stadium. The win improves the Statesmen to 1-1 on the season and extends their lead in the series standings to 11-7. The Wonder Boys slipped to 1-1 overall.

"We played with great intensity in the second half and Garrett Williams made two key interceptions late that killed lives for ATU," stated DSU head coach Ron Roberts. "Matt Dean also handled the adversity of a penalty well and drilled that 48-yarder to win it for us."

In a game marred by 20 penalties for 148 yards, the Statesmen persevered through it all forcing six turnovers and holding the Wonder Boys to just 257 total yards of offense.

The Statesmen took nearly 10 minutes before scratching the scoreboard Thursday night in the first quarter, as Micah Davis connected with L.J. Castile on a 26-yard touchdown pass with 4:49 left in the frame. DSU drove 90 yards on five plays in 2:16 to take the 7-0 lead.

Less than a minute later, the Statesmen forced a Robert Sagerian fumble and Jerry Barnes returned the miscue 39 yards for as 14-0 lead with 3:54 to play in the first.

Arkansas Tech fought back, scoring 12 unanswered points. Sagerian found Jeremy Haynes on a 4-yard touchdown pass after driving 77 yards on 13 plays to make it 7-6. Matt Bahsoon's extra point attempt sailed wide right.

The Wonder Boys scored their second touchdown of the half on Casey Henderson's 7-yard run with 5:13 to go in the second. The two point conversion was no good, as Sagerian's pass landed at the feet of his intended receiver.

DSU finished the half 158 yards on 30 plays, while ATU totaled 125 yards on 37 plays.

Micah Davis was 10-of-18 for 117 yards with a touchdown and interception at the break. ATU's Robert Sagerian was 7-of-14 for 72 yards with a touchdown and interception.

With a slim 14-12 lead headed into the third quarter, DSU's Trevar Deed broke off a 69-yard touchdown run down the ATU sideline to put the Statesmen up nine, 21-12 with 12:38 on the clock.

ATU answered on Henderson's second touchdown run of the night, a 2-yard burst off the left side with 7:30 on the clock to cut the DSU lead to two, 21-19.

After a promising drive stalled out at the 26 yard line, Matt Dean stretched the lead to five, 24-19, on a 36-yard field goal with 4:27 left in the third.

Both teams traded possessions to end the quarter before ATU took their first and only lead of the night, 25-24, on Roger Jackson's 16-yard touchdown reception from Robert Sagerian with 9:37 left in the game.

Delta State answered on the very next drive, marching 35 yards on six plays to take a 27-25 lead on Dean's career long 48-yard field goal with 6:11 remaining in the contest.

The Statesmen defense held serve and sealed the win on Williams' second interception of the night with 1:56 left in the game.

DSU salted away the final 1:54 to claim the win.

The green-and-white finished the contest with 299 total yards on 55 plays, while allowing 257 yards on 76 plays.

Micah Davis completed 15-of-28 passes for 183 yards with one touchdown and one interception to lead the Statesmen passing attack. Trevar Deed rushed for a game-high 138 yards on 19 carries with a score, while Maurice Moore and Chance Dennis hauled in four passes each for 60 and 45 yards respectively.

ATU's Sagerian completed 15-of-29 passes for 158 yards with two touchdowns and three interceptions, while James Landry was 0-for-2 passing with one interception.

DSU's Xavier Triplett finished with a career-high 13 tackles with 1.5 tackles-for-loss and his first career interceptions. Williams closed the contest with eight stops, one tackle-for-loss and a career-high two interceptions. Jerry Barnes had four tackles with one forced fumble, a 39-yard fumble return for touchdown and his first career interception.

ATU's Antonio Charles led all Wonder Boy tacklers with 10 stops.

**TEAM STATISTICS**

	ATU	DSU
FIRST DOWNS	21	11
RUSHES-YARDS (NET)	45-99	27-116
PASSING YDS (NET)	158	183
Passes Att-Comp-Int	31-15-4	28-15-1
TOTAL OFFENSE PLAYS-YARDS	76-257	55-299
Fumble Returns-Yards	0-0	1-39
Punt Returns-Yards	2-2	3-11
Kickoff Returns-Yards	5-118	5-88
Interception Returns-Yards	1-0	4-33
Punts (Number-Avg)	5-34.6	4-46.8
Fumbles-Lost	3-2	2-2
Penalties-Yards	10-80	20-148
Possession Time	34:58	25:02
Third-Down Conversions	3 of 15	2 of 13
Fourth-Down Conversions	2 of 3	1 of 3
Red-Zone Scores-Chances	4-4	1-1
Sacks By: Number-Yards	3-23	2-15

**INDIVIDUAL STATISTICS**

**RUSHING:** Arkansas Tech-Scharvund. Franklin 6-30; Robert Sagerian 10-28; Cody Burns 10-21; Casey Henderson 13-15; Whisly Laurent 1-9; Cassius Washington 1-7; James Landry 4-minus 11. Delta State Univ.-Trevar Deed 19-138; Carlton Ollie 1-9; TEAM 1-minus 1; Rafael Mitchell 1-minus 3; Micah Davis 5-minus 27.

**PASSING:** Arkansas Tech-Robert Sagerian 15-29-3-158; James Landry 0-2-1-0. Delta State Univ.-Micah Davis 15-28-1-183.

**RECEIVING:** Arkansas Tech-Roger Jackson 4-71; Jeremy Haynes 4-23; Cassius Washington 3-42; Whisly Laurent 2-9; Jarrod Martin 1-8; Scharvund. Franklin 1-5. Delta State Univ.-Maurice Moore 4-60; Chance Dennis 4-45; Trevar Deed 3-24; L.J. Castile 2-33; Tim Smith 2-21.

**INTERCEPTIONS:** Arkansas Tech-Myron Johnson 1-0. Delta State Univ.-Garrett Williams 2-3; Jerry Barnes 1-28; Xavier Triplett 1-2.


**FUMBLES:** Arkansas Tech-Draper Demouchet 1-0; Jeremy Haynes 1-1; James Landry 1-1. Delta State Univ.-Trevar Deed 1-1; Micah Davis 1-1.

**SACKS (UA-A):** Arkansas Tech-Brandon Wright 1-1; Derandus Frye 0-1; Josh Govan 1-0. Delta State Univ.-Joe Marshall 2-0.

**TACKLES (UA-A):** Arkansas Tech-Antonio Charles 7-3; RonDerrick Jackson 3-2; Michael Chapman 4-0; Brandon Wright 2-2; Derandus Frye 2-2; Terrance Boykin 1-3; Josh Govan 3-0; Marvin Wilcots 2-1; Brandon Keaton 1-2; C.J. Foster 1-2; Danny Martin 2-0; T.J. Langley 1-1; Garret Ratcliff 0-2; Rufus Quinn 1-0; Roger Jackson 1-0; Draper Demouchet 1-0; Josh Wilson 0-1; C. Zickefoose 0-1; Eric Taylor 0-1; Myron Johnson 0-1. Delta State Univ.-Xavier Triplett 4-9; Garrett Williams 5-3; Mark Hoskins 2-4; David Williams 1-5; Melvin Griffin 4-1; Robert Hogan 3-2; Dwight Tillman 3-1; Brett Butler 3-1; Preston Felder 2-2; Jerry Barnes 2-2; Joe Marshall 2-2; Bill Hawkins 2-1; Matt Melton 1-2; Tyler Seau 1-1; Dominique Davenport 1-1; Hollan Fiu 1-1; Anthony Daniels 0-2; Ken Griffin 1-0; Jared Turner 1-0; Chance Starkweather 0-1; Matt Snyder 0-1.

**SCORING SUMMARY**

1st	04:49	DSU	L.J. Castile 26 yd pass from Micah Davis (Matt Dean kick), 5-90 2:16, ATU 0 - DSU 7
	03:54	DSU	Jerry Barnes 39 yd fumble recovery (Matt Dean kick), ATU 0 - DSU 14
2nd	09:48	ATU	J. Haynes 4 yd pass from Sagerian (Bahsoon kick failed), 13-77 5:54, ATU 6 - DSU 14
	05:13	ATU	Casey Henderson 7 yd run (Robert Sagerian pass failed), 6-46 2:53, ATU 12 - DSU 14
3rd	12:38	DSU	Trevar Deed 69 yd run (Matt Dean kick), 1-69 0:44, ATU 12 - DSU 21
	07:30	ATU	Casey Henderson 2 yd run (Cody Jones kick), 10-69 5:03, ATU 19 - DSU 21
	04:27	DSU	Matt Dean 36 yd field goal, 8-40 2:55, ATU 19 - DSU 24
4th	09:37	ATU	R. Jackson 16 yd pass from R. Sagerian (Pass failed), 9-51 4:29, ATU 25 - DSU 24
	06:11	DSU	Matt Dean 48 yd field goal, 6-35 3:19, ATU 25 - DSU 27



# GAME THREE

September 18, 2010 • Bazemore-Hyder Stadium • Valdosta, Ga. • 1:00 p.m. EST

3

No. 22 Delta State	3	9	12	3	27
No. 17 Valdosta State	14	7	7	2	23

**STATESMEN EXTINGUISH BLAZERS 27-23**

By, Matt Jones - Athletic Communications

**VALDOSTA, Ga.** – They didn't dominate the stat sheet on Saturday, but on fourth and one with 30.5 seconds remaining in the game, the Delta State (2-1, 1-0 GSC) University defensive line stoned Valdosta State (2-1, 0-1 GSC) quarterback Blake Whitmire's sneak attempt to preserve a 27-23 Statesmen victory at Bazemore-Hyder Stadium. The win extended DSU's win streak to five over VSU and planted the Statesmen firmly among the top contenders for the Gulf South Conference title.

"The game featured several momentum shifts throughout the day, but in the end our guys did what it took to win the game," stated Ron Roberts, Statesmen head coach.

After failing to convert on their first possession of the game, the Blazers punted away to DSU and after a big return by Maurice Moore, the Statesmen got the offense rolling. Davis quickly engineered a six play, 24-yard drive, capped by Matt Dean's 22-yard field goal with 7:27 left in the first quarter.

The Blazers answered and took the lead, as Whitmire drove VSU 70 yards on 13 plays. David Bailey's 6-yard run up the middle gave VSU the lead with 1:56 to go in the first quarter.

On DSU's next drive, Blazer corner Steve Harden stepped in front of Davis' pass to L.J. Castile and returned it 55 yards for the score. After Dan Anderson's extra point, VSU led 14-3 with 14:01 left in the second quarter.

Davis shook off the pick six and quickly worked a 10-play, 45-yard drive to put the green-and-white back in the end zone. Davis found Moore on a 12-yard slant to make it 14-9. Matt Dean's extra point sailed wide right.

VSU would stall on offense and be forced to give up the ball again.

DSU took advantage, marching 52 yards on 14 plays in 6:41 to cut the Blazer lead to two, 14-12, on Dean's 20-yard field goal with 1:47 to go in the half.

The first half would end with VSU holding the narrow lead.

As the third quarter began, the Blazers looked to make some adjustments to turn around the offense, but DSU once again bristled on defense and forced the red-and-black to stall.

The Statesmen took their second lead of the game, 18-14, with 9:49 in the third, as Davis found Chance Dennis on a 7-yard touchdown reception. The scoring play capped a nine-play, 52-yard drive in 3:54. Dean's PAT attempt was blocked.

Cameo Holloway's 10-yard shovel pass from Austin Roberts put VSU back on top, 21-18, with 5:06 left in the third.

Delta State's next drive would last less than a minute, but the end result would be all the distance the Statesmen needed for the win. Davis found Dennis on a 72-yard seam route and the junior from Houston, Texas broke six tackles en route to the end zone. Leading 24-21, Dean came on for the extra point, but the Blazers blocked their second kick of the game.

With 9:15 remaining in the fourth, Dean connected on a 24-yard field goal, putting the Statesmen up 27-21. The scoring drive covered 86-yards on 14-plays in 7:05.

The Blazers would stall yet again on offense. VSU's Jack Fulford uncorked a 47-yard punt that was downed at the DSU 1-yard line with 3:18 to play. After failing to pick up the first and facing a dangerous punt from inside his own end zone, coach Roberts elected to take the safety, cutting the DSU lead to 27-23 and placing the game in the hands of his defense.

VSU made a last ditch effort, as Whitmire connected on two long pass plays, one to Gerald Ford and the other to Jackson Dean, setting the Blazers up with a 1st-and-10 at the DSU 24-yard line with 1:19 to play. On first down, Bailey rushed for three yards off the left side, setting up a 2nd-and-7. Ronnie Nelson tried the left side again, but David Williams and Robert Hogan recorded the stop for no gain.

Needing seven yards on third down, Kody Case made a 6-yard acrobatic catch to leave the Blazers with a 4th-and-1.

On 4th down, VSU called a timeout to set-up the play. Offensive coordinator Robbie Brown called Whitmire for the sneak, but the DSU defensive line surged into the backfield and Joe Marshall and Mark Hoskins combined on the stop to preserve the win.

TEAM STATISTICS	DSU	VSU
FIRST DOWNS	19	20
RUSHES-YARDS (NET)	42-111	42-158
PASSING YDS (NET)	275	145
Passes Att-Comp-Int	32-27-1	26-15-1
TOTAL OFFENSE PLAYS-YARDS	74-386	68-303
Fumble Returns-Yards	0-0	0-0
Punt Returns-Yards	1-5	1-3
Kickoff Returns-Yards	4-97	8-132
Interception Returns-Yards	1-7	1-55
Punts (Number-Avg)	2-38.5	3-40.0
Fumbles-Lost	3-0	2-2
Penalties-Yards	9-71	3-20
Possession Time	35:28	24:32
Third-Down Conversions	11 of 19	6 of 12
Fourth-Down Conversions	0 of 1	1 of 2
Red-Zone Scores-Chances	5-5	2-4
Sacks By: Number-Yards	1-4	0-0

**INDIVIDUAL STATISTICS**

**RUSHING:** Delta State Univ.-Trevor Deed 17-42; Micah Davis 12-37; Brandon Lucas 6-19; L.J. Castile 1-9; Maurice Moore 1-8; Carlton Ollie 1-0; Tyler Caldwell 1-minus 1; TEAM 3-minus 3. Valdosta State-David Bailey 13-44; David Arnold 8-33; Brett Whitmire 13-33; Jordan McNair 1-25; Ronnye Nelson 6-25; Michael Brown 1-minus 2.

**PASSING:** Delta State Univ.-Micah Davis 27-32-1-275. Valdosta State-Brett Whitmire 14-24-1-135; Austen Roberts 1-2-0-10.

**RECEIVING:** Delta State Univ.-L.J. Castile 5-55; Maurice Moore 4-26; Chance Dennis 3-93; Carlton Ollie 3-25; Trevor Deed 3-11; Jamarcus Jackson 2-20; Bill Franks 2-15; Brandon Lucas 2-5; Reed Falkner 1-14; Ray Chisolm 1-9; Tim Smith 1-2. Valdosta State-Jackson Dean 5-42; Gerald Ford 3-47; Kody Case 2-20; David Arnold 2-12; Jarrell Benson 1-16; Cameo Holloway 1-10; Griffin Roelle 1-minus 2.

**INTERCEPTIONS:** Delta State Univ.-Garrett Williams 1-7. Valdosta State-Stevie Harden 1-55.

**FUMBLES:** Delta State Univ.-Micah Davis 1-0; Trevor Deed 1-0; Reed Falkner 1-0. Valdosta State-Brett Whitmire 2-2.

**SACKS (UA-A):** Delta State Univ.-Brett Butler 1-0. Valdosta State-None.

**TACKLES (UA-A):** Delta State Univ.-Jerry Barnes 5-5; Garrett Williams 5-4; Preston Felder 2-6; David Williams 3-4; Melvin Griffin 2-5; Brett Butler 3-3; Robert Hogan 0-6; Ken Griffin 2-3; Dominique Davenport 2-2; Joe Marshall 2-2; Xavier Triplett 0-4; Hollan Fiu 1-2; Mark Hoskins 0-3; Bill Hawkins 1-1; Dwight Tillman 1-1; Robbie Mayers 0-2; Rafael Mitchell 1-0; D'Andre Wood 1-0; Chance Starkweather 0-1; Matt Melton 0-1; Carlton Ollie 0-1; Eljae Faoagali 0-1; Kyle Van Ness 0-1; LeDarris Cage 0-1; Joe Joiner 0-1. Valdosta State-Larry Dean 10-9; H. Dreiling 5-2; Japree Miles 2-4; Ryan Smith 3-2; Dudley Spence 3-2; Chris Pope 0-5; Jeff Jones 3-1; Trokon Gaye 2-2; Larry Bryant 0-4; D. Wheeler 3-0; Stevie Harden 2-1; Matt Pierce 1-2; Jeremy Grable 1-2; Jeremy Brown 1-2; Demario Jones 1-1; Alex Webster 1-1; Kier Moore 0-2; Donald Maxwell 1-0; Ratu Rabello 1-0; Edmund Kugbila 1-0; John Brown 1-0; Joey Farmer 1-0; Tymon Hudson 0-1; S. Cineus 0-1; Josh Stephens 0-1; Marcus Nedd 0-1.

**SCORING SUMMARY**

1st	07:27	DSU	Matt Dean 22 yd field goal, 6-24 2:56, DSU 3 - VSU 0
	01:56	VSU	David Bailey 6 yd run (Daniel Andersen kick), 13-70 5:19, DSU 3 - VSU 7
2nd	14:11	VSU	Stevie Harden 55 yd interception return (Daniel Andersen kick), , DSU 3 - VSU 14
	09:59	DSU	Maurice Moore 12 yd pass from Micah Davis (Kick failed), 10-45 4:05, DSU 9 - VSU 14
	01:47	DSU	Matt Dean 20 yd field goal, 14-52 6:41, DSU 12 - VSU 14
3rd	09:49	DSU	Chance Dennis 7 yd pass from Micah Davis (Kick blocked), 9-52 3:54, DSU 18 - VSU 14
	05:06	VSU	Cameo Holloway 10 yd pass from A. Roberts (Andersen kick), 6-63 1:45, DSU 18 - VSU 21
	04:11	DSU	Chance Dennis 72 yd pass from Micah Davis (Kick blocked), 2-72 0:49, DSU 24 - VSU 21
4th	09:15	DSU	Matt Dean 24 yd field goal, 14-86 7:05, DSU 27 - VSU 21
	04:30	VSU	TEAM safety, , DSU 27 - VSU 23





# GAME FOUR

September 25, 2010 • Parker Field-McCool Stadium • Cleveland, Miss. • 6:00 p.m.

4

<b>Henderson State</b>	<b>7</b>	<b>21</b>	<b>9</b>	<b>0</b>	<b>37</b>
<b>No. 23 Delta State</b>	<b>0</b>	<b>26</b>	<b>8</b>	<b>7</b>	<b>41</b>

**NO. 15 STATESMEN EDGE REDDIES 41-37**

By, Athletic Communications

**CLEVELAND** – The No. 15 Delta State University Statesmen

(3-1, 2-0 GSC) erased a 37-34 fourth quarter deficit to defeat the Henderson State Reddies (2-2, 1-2 GSC), 41-37, on Trevar Deed's 3-yard touchdown run with 6:07 remaining in the game Saturday at Parker Field-McCool Stadium in front of 7,333 fans. The game capped the 25th annual Pig Pickin' Festival at DSU.

"We fought this one all night," stated DSU head coach Ron Roberts. "Henderson is a good team and it took great effort tonight for us to come away with the win. Trevar Deed had a great night and I'm very pleased with the way we played the second half."

HSU jumped out to a quick 7-0 lead, as Nick Hardesty led the Reddies quickly down the field on a nine play, 69-yard drive. Georgio Hall plunged in from two yards out to give HSU the lead.

The Statesmen would answer on the first play of the second quarter, as Trevar Deed carried a load of defenders into the end zone from five yards out for the score. Zak Mikel's two-point conversion pass fell incomplete, giving the Reddies the 7-6 lead.

The second quarter saw a combined 47 points from the two squads, as the Statesmen and Reddies exchanged touchdowns over that 15:00 span.

Delta State made it 12-7 on Brandon Lucas' first touchdown run of the night, a 6-yard scamper with 12:17 to go in the half. Matt Dean's extra point attempt was blocked.

After forcing an HSU punt, DSU quickly converted yards into points, as Micah Davis scrambled for 16 yards to take a 19-7 advantage.

After falling behind 19-7 to the Statesmen, HSU made a move before the half. Georgio Hall capped a 91-yard drive with a 7-yard scoring run to make it 19-14 with 6:01 left in the half.

On the ensuing kickoff, DSU's Maurice Moore fumbled at the 10-yard line and HSU's Darius Davis recovered the fumble in the end zone after a scrum for the score to take a 21-19 lead.

DSU answered on Deed's second score of the night, a 2-yard run off the right side for a 26-21 lead with 1:17 left in the half.

With 1:05 left in the half and sitting 77 yards from the end zone, Hardesty quickly drove the Reddies down the field for the go-ahead score on a 26-yard touchdown pass to Josh Siphon with five seconds left on the clock. The Reddies would go into the locker room with a 28-26 lead.

After playing one of the most exciting first halves of the season, the Statesmen and Reddies didn't disappoint in the second half either. With HSU holding a slim 28-26 lead, the Reddies took the opening drive of the period and marched 80 yards on 11 plays in 3:50 to take a 34-26 lead on Terrence Jackson's 4-yard touchdown run. DSU blocked the extra point to keep the Reddies at 34.

Brandon Lucas and the Statesmen drove 75-yards in 3:38 to cut the HSU lead to 34-32 on Lucas' 23-yard touchdown scamper. Micah Davis found L.J. Castile in the back of the end zone for the two-point conversion to tie it at 34-34 with 7:19 remaining in the third.

As the Reddies had done all night, Nick Hardesty moved the scarlet-and-gray 70-yards in 11 plays to reclaim the lead on Eric Torres' 21-yard field goal with 3:05 left in the third.

As the fourth quarter began, the Reddies seemed able to answer any Statesmen counter until midway through the final frame. After forcing an HSU punt, the Statesmen took control of the game for good, marching 71-yards on 10 plays in 4:53 to take the lead, 41-37, on Deed's 3-yard scoring plunge.

With HSU driving and the game on the line, junior free safety Preston Felder stepped in front and picked off Hardesty's pass intended for Sean McGrath with 2:49 remaining in the game.

DSU tried to salt away the clock, but failed to convert on a 4th-and-1 from the HSU 28 with 20 seconds remaining in the game.

For a second straight week, the Statesmen defense rose to the occasion, as Joe Marshall sacked Hardesty at the HSU 21. With three seconds left, Hardesty's pass fell incomplete at the feet of McGrath to end the contest.

The Statesmen finished the game with 522 yards of total offense, including a season-high 297 yards rushing. Deed rushed for 111 yards and three touchdowns on 25 carries, while Lucas added 64 yards and two touchdowns on just seven rushes. Davis added 48 yards on six rush attempts and a score, while passing for 225 yards on 18-of-32 attempts with one interception, which came on the first play of the game.

Garrett Williams and Xavier Triplett once again led the Statesmen with 10 tackles each. Dwight Tillman and Kyle Van Ness, who played his first game at linebacker since last season's opener at Texas A&M-Kingsville, finished with seven tackles apiece.

HSU amassed 451 yards on 76 plays. The Reddies passed for 211 yards and rushed for a season-high 255. Hardesty was 21-of-36 passing for 211 with one touchdown and one interception. Jackson finished the game with 105 yards rushing on 23 carries and a score, while Hall had 59 yards and two touchdowns.

TEAM STATISTICS	HSU	DSU
FIRST DOWNS	27	30
RUSHES-YARDS (NET)	40-240	43-331
PASSING YDS (NET)	211	225
Passes Att-Comp-Int	36-21-1	32-18-1
TOTAL OFFENSE PLAYS-YARDS	76-451	75-556
Fumble Returns-Yards	0-0	0-0
Punt Returns-Yards	2-20	1-6
Kickoff Returns-Yards	6-88	6-81
Interception Returns-Yards	1-0	1-17
Punts (Number-Avg)	4-34.2	2-38.5
Fumbles-Lost	1-1	1-1
Penalties-Yards	5-49	10-51
Possession Time	28:12	31:48
Third-Down Conversions	4 of 13	3 of 9
Fourth-Down Conversions	3 of 3	2 of 3
Red-Zone Scores-Chances	4-4	5-5
Sacks By: Number-Yards	0-0	1-7

**INDIVIDUAL STATISTICS**

**RUSHING:** Henderson State-Terrance Jackson 23-105; Nick Hardesty 7-45; Georgio Hall 8-44; Jazz Scott 1-35; Elliot Hebert 1-11. Delta State Univ.-Trevar Deed 25-111; Joe Joiner 3-69; Brandon Lucas 7-64; Micah Davis 6-48; Chance Dennis 1-27; Maurice Moore 1-12.

**PASSING:** Henderson State-Nick Hardesty 21-36-1-211. Delta State Univ.-Micah Davis 18-32-1-225.

**RECEIVING:** Henderson State-Josh Siphon 5-76; Chris Evering 4-42; Sean McGrath 3-31; Nick Johnson 2-35; Jazz Scott 2-20; Terrance Jackson 2-7; Georgio Hall 2-6; Elliot Hebert 1-minus 6. Delta State Univ.-L.J. Castile 4-67; Chance Dennis 3-39; Maurice Moore 2-31; Todd Bradford 2-26; Carlton Ollie 2-24; Trevar Deed 2-2; Jamarcus Jackson 1-16; Jacob Sesma 1-11; Dex Hopkins 1-9.

**INTERCEPTIONS:** Henderson State-Jeremy Rodenburg 1-0. Delta State Univ.-Preston Felder 1-17.


**FUMBLES:** Henderson State-Terrance Jackson 1-1. Delta State Univ.-Maurice Moore 1-1.

**SACKS (UA-A):** Henderson State-None. Delta State Univ.-Eljae Faoagali 1-0.

**TACKLES (UA-A):** Henderson State-Jeremy Rodenburg 9-2; Mike Wightman 5-2; Luke Landri 5-1; Shane Butrick 5-0; Micah McDonald 4-1; Shane Evans 2-3; Tim Erwin 3-1; Kyle Mathieu 1-3; Pat Gladney 3-0; Robbie Aldridge 2-1; Ben Chandler 2-1; Aaron Plante 2-0; William Taylor 1-1; Triston Crook 1-0; Darius Davis 1-0; Ricky Davis 1-0; Cherokee Streetman 1-0; Taylor Stone 1-0; Kenny Evans 1-0; Edward Heath 1-0; Georgio Hall 0-1; Jamalus Varnado 0-1. Delta State Univ.-Xavier Triplett 5-5; Garrett Williams 5-5; Dwight Tillman 5-2; Kyle Van Ness 4-3; Joe Marshall 3-3; Mark Hoskins 2-4; Brett Butler 3-2; Hollan Fiu 0-5; Melvin Griffin 2-2; Dominique Davenport 3-0; David Williams 1-2; Kenny Barnes 0-3; Matt Melton 0-2; Robert Hogan 0-2; Jared Turner 1-0; Anthony Daniels 1-0; LeVon Floyd 1-0; Jerry Barnes 1-0; Tyler Seau 1-0; Eljae Faoagali 1-0; Blake Swain 1-0; Carlton Ollie 1-0; Brandon Lucas 1-0; Trenton Warren 1-0; Bill Hawkins 0-1; Chance Starkweather 0-1.

**SCORING SUMMARY**

1st	11:48	HSU	Georgio Hall 2 yd run (Eric Torres kick), 9-69 2:47, HSU 7 - DSU 0
2nd	14:53	DSU	Trevar Deed 5 yd run (Zak Mikel pass failed), 11-88 4:22, HSU 7 - DSU 6
	12:17	DSU	Brandon Lucas 6 yd run (Matt Dean kick blocked), 4-67 1:35, HSU 7 - DSU 12
	08:59	DSU	Micah Davis 16 yd run (Matt Dean kick), 7-63 2:48, HSU 7 - DSU 19
	06:01	HSU	Georgio Hall 7 yd run (Eric Torres kick), 9-91 2:53, HSU 14 - DSU 19
	05:53	HSU	Darius Davis 0 yd fumble recovery (Eric Torres kick), HSU 21 - DSU 19
	01:17	DSU	Trevar Deed 2 yd run (Matt Dean kick), 10-73 4:29, HSU 21 - DSU 26
	00:05	HSU	Josh Siphon 26 yd pass from Nick Hardesty (Eric Torres kick), 7-77 1:06, HSU 28 - DSU 26
3rd	11:05	HSU	Terrance Jackson 4 yd run (Eric Torres kick blocked), 11-80 3:50, HSU 34 - DSU 26
	07:19	DSU	Brandon Lucas 23 yd run (Castile pass from Micah Davis), 9-75 3:38, HSU 34 - DSU 34
	03:05	HSU	Eric Torres 21 yd field goal, 11-70 4:14, HSU 37 - DSU 34
4th	06:07	DSU	Trevar Deed 3 yd run (Matt Dean kick), 10-71 4:53, HSU 37 - DSU 41



# GAME FIVE

Sept. 30, 2010 • Parker Field-McCool Stadium • Cleveland • 7:00 p.m. • GSC-TV Live

# 5

<b>No. 15 West Alabama</b>	<b>6</b>	<b>17</b>	<b>0</b>	<b>14</b>	<b>37</b>
<b>No. 19 Delta State</b>	<b>7</b>	<b>14</b>	<b>0</b>	<b>20</b>	<b>41</b>

**NO. 19 STATESMEN SLIDE PAST NO. 15 TIGERS 41-37 ON GSC-TV LIVE**

By, Athletic Communications

**CLEVELAND** – It was just his night. With 1:23 on the clock and No. 19 Delta State (4-1, 3-0 GSC) down 37-34 to No. 15 West Alabama (3-2, 1-1 GSC), DSU junior quarterback Micah Davis, who threw for 414 yards and five scores, drove the Statesmen 51 yards in eight plays, connecting with L.J. Castile on a 16-yard, game-winning strike with 19 seconds remaining in the game.

The Statesmen defense made it stand up, as the final horn sounded at Parker Field-McCool Stadium. The victory extended DSU's win streak to four and avenged last season's loss to UWA.

Delta State jumped out to a quick 7-0 lead, as Micah Davis drove the Statesmen 52 yards for the go ahead score. Davis connected with L.J. Castile on a 9-yard touchdown pass with 13:16 remaining in the opening quarter.

West Alabama answered at the 8:37 mark with a Brock Sharp 27-yard field goal. Deon Williams drove the Tigers 65 yards on 11 plays in 4:33 to cut the DSU lead to four.

After a fumble by Statesmen quarterback Micah Davis, UWA struck quickly as Williams moved the Tigers 32 yards in just seven plays. Once again, Sharp drilled the 32-yard field goal with 4:25 left in the first.

The Statesmen stalled again on offense on their next possession and turned it over on downs to UWA after failing to pick up the necessary yardage on 4th-and-12. UWA took the lead a 9-7 lead on Sharp's third field goal of the game on the first play of the second quarter.

Delta State finally found some rhythm offensively. Davis march the Statesmen deliberately down the field, finding Dex Hopkins on a 4-yard out route to the pylon and the 14-9 score.

The Tigers once again answered on their next possession. Williams floated a perfect spiral between the defender's out-stretched hands and into the arms of Kendrick May for the touchdown. With 6:59 to go in the half, UWA led 16-14.

DSU found an answer again, 21-16, as Davis led the Statesmen on a 5:05 drive, finding Castile for his second score of the game, an 8-yard bubble screen to the end zone.

UWA would not be denied, driving 66 yards on just four plays in less than a minute for the 23-21 lead with 1:09 left in the half. Williams hooked up with Mark Weathersby on a 27-yard scoring strike.

The Tigers went into the locker room leading 23-21. UWA amassed 278 yards in the first half on 40 plays, led by Deon Williams' 192 yards passing on 15-of-25 attempts with two touchdowns. DSU totaled 216 yards on 35 plays. Davis threw for 153 yards on 17-of-22 attempts with three first-half touchdowns.

After a scoreless third quarter, the Statesmen took the lead on their first drive of the fourth, as Brandon Lucas dove into the end zone from 3-yards out. The drive covered 60 yards on 11 plays in just under four minutes for the 27-23 Statesmen lead.

Williams and Tigers answered right back on their next possession, driving 62 yards in 2:56 on eight plays to retake the lead, 30-27, on a 5-yard scoring strike to Randy Lowery with 6:19 remaining in the game.

With just 2:26 left in the game, Statesmen quarterback Micah Davis engineered an 11-play drive, covering 67 yards in 3:57 to wrestle the lead back from the Tigers, 34-30, on a 25-yard touchdown pass to Tim Smith.

Like the plot from the movie "Groundhog Day," UWA quarterback Deon Williams wasted no time in finding an answer against the Statesmen defense. In just five plays, the Tigers marched 71 yards, as Williams connected with Lowery on a 15-yard scoring pass to regain the lead, 37-34, with 1:23 left.

After Jamarcus Jackson set the Statesmen up at their own 47-yard line with a 22-yard kickoff return, Davis and the Statesmen did what they had done all night – marched methodically down the field to pay dirt. With his back against the wall and the clock against him, Davis completed 5-of-8 passes on the final drive, including a 16-yard jump ball in the end zone to Castile with 19 seconds on the clock for the game-winning touchdown.

UWA had one last chance, but two desperation heaves by Williams fell harmlessly to the turf, as the Statesmen pulled out the hard-fought 41-37 win.

In a game that featured video game type numbers, the two teams combined for 1,072 yards total offense. Delta State finished with 538 yards on 77 plays, while West Alabama amassed 523 on 79 plays. DSU accumulated 412 pass yards, while rushing for 126. UWA passed for 336 and ran for another 187.

DSU's Davis finished the night with a career-high five touchdown and 414 yards passing on 34 completions to nine different receivers. Castile caught nine passes for 89 yards and three scores, while Maurice Moore grabbed seven passes for 84 yards. Tim Smith also caught three passes for 99 yards and a touchdown. Lucas led the Statesmen on the ground with 55 yards on 10 carries with a score.

Garrett Williams and Dominique Davenport led the Statesmen defense with eight tackles each. Preston Felder had six tackles and two break-ups, including a touchdown saving knockdown late in the fourth.

Williams led the Tigers with 371 yards passing and 101 yards rushing with three touchdown passes on the night. He completed 26-of-45 attempts on the evening, led by eight to Lowery for 85 yards and two scores.

TEAM STATISTICS	UWA	DSU
FIRST DOWNS	31	26
RUSHES-YARDS (NET)	33-187	28-126
PASSING YDS (NET)	336	412
Passes Att-Comp-Int	46-27-0	49-35-0
TOTAL OFFENSE PLAYS-YARDS	79-523	77-538
Fumble Returns-Yards	0-0	0-0
Punt Returns-Yards	1-9	2-0
Kickoff Returns-Yards	6-117	7-174
Interception Returns-Yards	0-0	0-0
Punts (Number-Avg)	2-30.0	2-41.0
Fumbles-Lost	0-0	2-2
Penalties-Yards	8-45	12-112
Possession Time	32:36	27:24
Third-Down Conversions	3 of 12	12 of 17
Fourth-Down Conversions	2 of 4	1 of 2
Red-Zone Scores-Chances	5-6	5-7
Sacks By: Number-Yards	0-0	1-9

**INDIVIDUAL STATISTICS**

**RUSHING:** West Alabama-Deon Williams 10-101; T-Ray Mitchell 18-61; Don Smith 3-13; Brock Sharp 2-12. Delta State Univ.-Brandon Lucas 10-55; Trevar Deed 7-33; Chance Dennis 1-20; Micah Davis 7-13; Joe Jointer 1-9; Rafael Mitchell 1-2; Maurice Moore 1-minus 6.

**PASSING:** West Alabama-Deon Williams 27-46-0-336. Delta State Univ.-Micah Davis 34-48-0-414; Tyler Caldwell 1-1-0-minus 2.

**RECEIVING:** West Alabama-Randy Lowery 8-85; Gerald Worsham 6-73; Eric McDonald 4-73; Kendrick May 4-44; Wes Mounger 3-32; Mark Weathersby 1-27; T-Ray Mitchell 1-2. Delta State Univ.-L.J. Castile 9-89; Maurice Moore 7-84; Tim Smith 4-99; Bill Franks 4-45; Chance Dennis 3-47; Carlton Ollie 3-32; Trevar Deed 2-13; Brandon Lucas 2-minus 1; Dex Hopkins 1-4.

**INTERCEPTIONS:** West Alabama-None. Delta State Univ.-None.


**FUMBLES:** West Alabama-None. Delta State Univ.-Micah Davis 2-2.

**SACKS (UA-A):** West Alabama-None. Delta State Univ.-David Williams 1-0.

**TACKLES (UA-A):** West Alabama-D'Eric Jackson 8-1; Gabe Poe 4-3; Lindsey Spinks 6-0; Brandon Walker 4-2; Ricky Bell 4-0; Deon Lacey 3-1; Rico Jernighan 3-1; Bryant McGowan 2-2; Josh Lewis 2-2; Brandon Tisdale 3-0; Jameyon Moffett 2-1; Darryl Watts 2-0; Steven Figueroa 2-0; Shontal Ford 2-0; Justin Hawkins 2-0; Vonzell Jackson 1-1; James Alexander 1-1; Bernard Sykes 1-1; Antonio Curry 1-1; Alvin Ellis 1-0; Brock Sharp 1-0; Lemarace Tucker 0-1. Delta State Univ.-Dominique Davenport 5-3; Garrett Williams 5-3; Preston Felder 4-2; Robert Hogan 1-4; Kyle Van Ness 4-0; Brett Butler 3-1; Xavier Triplett 2-2; Jerry Barnes 2-2; Dwight Tillman 2-1; Hollan Fiu 2-1; Tyler Seau 1-2; Melvin Griffin 1-2; Eljae Faoagali 1-2; Anthony Daniels 1-2; Jared Turner 2-0; Ken Griffin 2-0; Mark Hoskins 1-1; David Williams 1-1; Matt Melton 1-0; Todd Bradford 1-0; Matt Snyder 1-0; Joe Marshall 1-0; Bill Hawkins 0-1; Robbie Mayers 0-1; Joe Jointer 0-1.

**SCORING SUMMARY**

1st	13:16	DSU	L.J. Castile 9 yd pass from Micah Davis (Matt Dean kick), 5-51 1:44, UWA 0 - DSU 7
	08:37	UWA	Brock Sharp 27 yd field goal, 11-65 4:33, UWA 3 - DSU 7
	04:25	UWA	Brock Sharp 32 yd field goal, 7-28 2:47, UWA 6 - DSU 7
2nd	14:54	UWA	Brock Sharp 29 yd field goal, 8-33 1:58, UWA 9 - DSU 7
	11:58	DSU	Hopkins 4 yd pass from Micah Davis (Matt Dean kick), 8-62 2:56, UWA 9 - DSU 14
	06:59	UWA	K. May 26 yd pass from Williams (Brock Sharp kick), 12-80 4:59, UWA 16 - DSU 14
	01:55	DSU	L.J. Castile 8 yd pass from M. Davis (Matt Dean kick), 11-60 4:58, UWA 16 - DSU 21
	01:09	UWA	Weathersby 27 yd pass from Williams (Sharp kick), 4-66 0:37, UWA 23 - DSU 21
4th	11:10	DSU	Brandon Lucas 3 yd run (Micah Davis pass failed), 5-77 1:37, UWA 23 - DSU 27
	06:28	UWA	Lowery 5 yd pass from D. Williams (Brock Sharp kick), 9-75 4:37, UWA 30 - DSU 27
	02:26	DSU	T. Smith 25 yd pass from M. Davis (Matt Snyder kick), 10-63 3:53, UWA 30 - DSU 34
	01:23	UWA	Lowery 15 yd pass from D. Williams (Brock Sharp kick), 5-71 0:58, UWA 37 - DSU 34
	00:19	DSU	L.J. Castile 16 yd pass from Davis (Matt Snyder kick), 8-53 0:58, UWA 37 - DSU 41



# GAME SIX

Oct. 7, 2010 • Convoy Leslie Stadium • Monticello, Ark. • 6:00 p.m. • GSC-TV Live

6

<b>No. 13 Delta State</b>	<b>10</b>	<b>3</b>	<b>7</b>	<b>14</b>	<b>34</b>
<b>Arkansas-Monticello</b>	<b>10</b>	<b>3</b>	<b>7</b>	<b>0</b>	<b>20</b>

**LUCAS SCORES THREE TOUCHDOWNS TO LEAD No. 13 STATESMEN PAST BOLL WEEVILS 34-20**  
By, Athletic Communications

**MONTICELLO, Ark.** — The No. 13 Delta State Statesmen (5-1, 4-0 GSC) scored two touchdowns in the final 5:36 of the game Thursday to pull out a 34-20 victory over the Arkansas-Monticello Boll Weevils (2-4, 1-3 GSC) in the Gulf South Conference TV Live Game of the Week. The win extended DSU's streak to five games, while keeping the Statesmen undefeated in league play.

"This game was a battle all night, but you have to give credit to our guys in the second half," stated DSU head coach Ron Roberts. "The defense made the plays in the second half and when we needed points, the offense came through."

The Statesmen took the opening drive and marched 68 yards in 2:04, as Micah Davis connected with Brandon Lucas on a 32-yard touchdown pass to put DSU up 7-0 with 12:56 remaining the quarter.

UAM answered in under 1:34, as Damon Wicker found Greg Taylor in the flat and the junior turned the 5-yard gain into a 25-yard touchdown, tying the game at 7-7.

Matt Snyder put the Statesmen back on top on their next possession, nailing a career-long 42-yard field goal with 6:29 to go in the first.

UAM came right back to tie the game at 10-10 on Tyler Pontius's career-long 46-yard field with 2:15 on the clock.

Snyder's second field goal of the night, a 30-yard effort with 10:30 to go in the half, put the Statesmen back on top of the Boll Weevils 13-10.

In a half that turned out to be a battle of field goal kicker, UAM's Pontius drilled his second field goal of the night, a 23-yard attempt, to tie the game at 13-13 with 5:26 to go before halftime. Neither team could scratch the scoreboard over the final five minutes.

DSU ended the half with 193 yards of offense on 31 plays, led by Micah Davis's 153 yards passing on 10-of-19 attempts with a touchdown and interception.

UAM totaled 145 yards on 28 plays, powered by Johnny Polite's 54 yards rushing.

After stoning the UAM offense on their first possession of the second half, the DSU offense rushed its way to the lead, as Brandon Lucas powered into the end zone from 8-yards out. With 9:02 left in the third, DSU led 20-13.

UAM once again tied the game at 20-20 with 13.6 seconds left in the third on Nakita Myles' 1-yard touchdown run.

After a great punt by UAM's Derek Jambon pinned the Statesmen at their own 1-yard line. DSU marched 99-yards in nine plays and 5:13 to take the lead 27-20. The game turned with 5:36 left on the clock and DSU facing a 4th-and-goal. With a jail-break pass rush in his face, Davis calmly found Maurice Moore in the front corner of the end zone for the go-ahead score.

The Statesmen defense had struggled all night at controlling UAM's option attack, but on the Boll Weevils' ensuing possession, DSU stood firm and forced the punt.

With 4:34 on the clock, the Statesmen quickly marched 63 yards for the game-sealing score, as Lucas scored his second touchdown of the game on a 27-yard blast with 2:24 on the clock.

Dominique Davenport intercepted Kyle Manning's first pass attempt of the night with 2:04 remaining. DSU would salt away the clock to seal the win 34-20 over UAM.

DSU closed the game with 471 yards of total offense on 66 plays. Davis passed for 274 yards on 20-of-31 attempts with two touchdowns and an interception. Chance Dennis hauled in six passes for 114 yards to lead the receivers, while Lucas finished the game with 78 yards rushing on 12 carries with two touchdowns. He also caught two passes for 45 yards and another score.

UAM finished with 242 yards on 53 plays. The Boll Weevils rushed for 170 yards on 40 carries, led by Johnny Polite's 59-yards on 14 carries.

TEAM STATISTICS	DSU	UAM
FIRST DOWNS	22	13
RUSHES-YARDS (NET)	34-187	40-170
PASSING YDS (NET)	284	72
Passes Att-Comp-Int	32-21-1	13-3-2
TOTAL OFFENSE PLAYS-YARDS	66-471	53-242
Fumble Returns-Yards	0-0	0-0
Punt Returns-Yards	2-0	2-31
Kickoff Returns-Yards	4-70	7-123
Interception Returns-Yards	2-6	1-0
Punts (Number-Avg)	3-54.0	4-46.0
Fumbles-Lost	0-0	3-2
Penalties-Yards	15-176	6-65
Possession Time	34:15	25:45
Third-Down Conversions	4 of 12	2 of 10
Fourth-Down Conversions	2 of 2	0 of 0
Red-Zone Scores-Chances	4-4	2-2
Sacks By: Number-Yards	0-0	1-9

**INDIVIDUAL STATISTICS**

**RUSHING:** Delta State Univ.-Brandon Lucas 12-78; Trevar Deed 10-58; Maurice Moore 1-15; Zak Mikel 2-13; Rafael Mitchell 2-10; Chance Dennis 1-9; Joe Joints 1-8; Carlton Ollie 1-1; Clint Farrar 1-1; Micah Davis 3-minus 6. Arkansas-Monticello-Johnny Polite 14-59; Damon Wicker 11-56; Nakita Myles 10-45; Jywin Ceasar 1-7; Greg Taylor 2-6; Steven Porter 1-minus 1; DJ Stephens 1-minus 2.

**PASSING:** Delta State Univ.-Micah Davis 20-31-1-274; Tyler Caldwell 1-1-0-10. Arkansas-Monticello-Damon Wicker 3-12-1-72; Kyle Manning 0-1-1-0.

**RECEIVING:** Delta State Univ.-Chance Dennis 6-114; L.J. Castile 3-68; Maurice Moore 3-14; Brandon Lucas 2-45; Carlton Ollie 2-15; Rafael Mitchell 2-14; Tim Smith 1-12; Trevar Deed 1-2; Bill Franks 1-0. Arkansas-Monticello-DJ Stephens 1-43; Greg Taylor 1-25; Joseph Lockwood 1-4.

**INTERCEPTIONS:** Delta State Univ.-Dominique Davenport 1-6; Garrett Williams 1-0. Arkansas-Monticello-James Jackson 1-0.

**FUMBLES:** Delta State Univ.-None. Arkansas-Monticello-Damon Wicker 2-2; Jywin Ceasar 1-0.

**SACKS (UA-A):** Delta State Univ.-None. Arkansas-Monticello-Emanuel Fields 1-0.

**TACKLES (UA-A):** Delta State Univ.-Garrett Williams 6-1; Eljae Faoagali 2-4; Hollan Fiu 3-1; Preston Felder 3-1; Kyle Van Ness 1-3; Robert Hogan 2-1; Chance Starkweather 2-1; Brett Butler 2-1; Matt Melton 1-2; Joe Marshall 0-3; Melvin Griffin 1-1; Mark Hoskins 1-1; Kenny Barnes 0-2; Tyler Seau 1-0; Todd Bradford 1-0; Dwight Tillman 1-0; Ken Griffin 1-0; Dominique Davenport 1-0; Matt Snyder 1-0; Anthony Daniels 1-0; Blake Swain 1-0; Robbie Mayers 1-0; Carlton Ollie 0-1; Bill Hawkins 0-1; Jerry Barnes 0-1; David Williams 0-1. Arkansas-Monticello-Royal Johnson 8-4; James Jackson 6-1; Vincent Jackson 5-0; Blake Prince 5-0; Augustus Ashley 3-2; Joe Accelus 2-3; Keith Brown 2-3; Marcus VanBuren 4-0; Justin Downs 1-3; Ronald Pierre 3-0; Cantrelle Monk 3-0; Ronnard Toney 0-3; George James 1-0; Dedron Smith 1-0; Jywin Ceasar 1-0; Emanuel Fields 1-0; Larry Livers 0-1; Jamie Ward 0-1; Ryan Crowley 0-1.

**SCORING SUMMARY**

1st	12:56	DSU	B. Lucas 32 yd pass from Micah Davis (Matt Snyder kick), 5-68 2:04, DSU 7 - UAM 0
	11:31	UAM	G. Taylor 25 yd pass from Da. Wicker (Taylor Pontius kick), 3-49 1:16, DSU 7 - UAM 7
	06:29	DSU	Matt Snyder 42 yd field goal, 10-45 5:02, DSU 10 - UAM 7
	02:15	UAM	Taylor Pontius 46 yd field goal, 9-53 4:09, DSU 10 - UAM 10
2nd	10:30	DSU	Matt Snyder 30 yd field goal, 4-2 2:53, DSU 13 - UAM 10
	05:26	UAM	Taylor Pontius 22 yd field goal, 9-47 4:54, DSU 13 - UAM 13
3rd	09:02	DSU	Brandon Lucas 8 yd run (Matt Snyder kick), 9-72 4:44, DSU 20 - UAM 13
	00:13	UAM	Nakita Myles 1 yd run (Taylor Pontius kick), 7-60 3:10, DSU 20 - UAM 20
4th	05:14	DSU	Ma. Moore 3 yd pass from M. Davis (Matt Snyder kick), 9-99 5:13, DSU 27 - UAM 20
	02:24	DSU	Brandon Lucas 27 yd run (Matt Snyder kick), 4-64 1:45, DSU 34 - UAM 20





# GAME SEVEN

Oct. 16, 2010 • Parker Field-McCool Stadium • Cleveland • 4 p.m. • 78th Homecoming

7

<b>Harding</b>	<b>3</b>	<b>28</b>	<b>0</b>	<b>7</b>	<b>38</b>
<b>No. 12 Delta State</b>	<b>3</b>	<b>10</b>	<b>7</b>	<b>15</b>	<b>35</b>

**STATESMEN DROP HOMECOMING 38-35 TO BISONS**  
By, Athletic Communications

**CLEVELAND** – It was another heart-stopping finish at Parker Field-McCool Stadium for the No. 9 Delta State Statesmen, only this time it was the Harding Bisons, who request to be referred to as Bisons and not Bison, celebrating. After pulling out three fourth quarter victories, it was the Bisons (3-3, 1-3 GSC) making the key plays, including a 22-yard touchdown pass from Josh Powell to Jordan Watson with 28 seconds left for the 38-35 victory over the Statesmen (5-2, 4-1 GSC).

In the 78th Homecoming game at Parker Field-McCool Stadium, the Statesmen had erased a 31-6 deficit and taken a brief 35-31, fourth quarter lead. DSU's inability to stop the Bisons late proved to be the end for the green-and-white. The loss snaps a string of three-straight Homecoming wins for the Statesmen and puts DSU into a three-way tie with North Alabama and Valdosta State for first place in the Gulf South Conference.

After both teams traded a possession, the Statesmen took a 3-0 lead with 5:12 remaining in the first on a Matt Snyder 36-yard field goal. Delta State went 73 yards on nine plays in 4:12.

Harding came back to answer on their next possession, as Aiden Minken 32-yard field goal with 2:43 left in the quarter. HU marched the ball 40 yards on six plays in 2:17.

Kurt Adams' 44-yard touchdown reception from Josh Powell, with 14:01 to go in the half, put the Bisons up 10-3.

Harding took a two-touchdown lead on Powell's second touchdown pass of the day, a 36-yard strike to Jordan Watson with 7:30 left in the half. The drive covered 63 yards on eight plays in 4:09.

DSU finally answered the 17-0 Bisons run on Matt Snyder's 41-yard field goal with 6:05 remaining on the clock to make it 17-6.

The Statesmen continued to dig themselves deeper into the hole on the defensive side of the ball, as Harding went up 24-6 on Kale Gelles' 17-yard touchdown run with 1:01 left in the half. The drive covered 70 yards on 11 plays in 4:58.

Micah Davis threw his seventh interception of the season on the next play, as HU's Jasper Bodiford returned the INT to DSU 5-yard line. Powell's third pass of the game resulted in yet another touchdown, as Gelles rumbled in from 5-yards out to put the Bisons on top 31-6 with 37 seconds left in the half.

With 1:01 on the clock and the game on the line, Davis and the Statesmen marched 75 yards for a touchdown, as L.J. Castile hauled in the 15-yard touchdown pass with nine seconds left in the half. Snyder nailed the extra point to make it 31-13.

Harding ended the half with 255 yards of total offense, while Delta State tallied 253. The Bisons rushed for 150 yards on 29 carries, while the aerial attack amassed 105 yards and three touchdowns on 4-of-8 attempts.

Davis completed 9-of-18 passes for 195 yards with a touchdown and an interception for DSU. Trevar Deed rushed for 25 yards on three carries, while Chance Dennis led the green-and-white with two receptions for 64 yards.

After holding the Bisons on the first drive of the second half, the Statesmen quickly marched 83 yards on 10 plays, as Davis connected with Castile on an 11-yard scoring play with 8:46 to go in the third. The touchdown cut the lead to 31-20 Harding.

Delta State continued the second half surge, as Trevar Deed scored from 12 yards out with 13:56 to go in the game. After Davis' two-point conversion pass to Todd Bradford, the Statesmen trailed by only three, 31-28.

The Statesmen took the lead, 35-31, with 11:03 to play, as Micah Davis completed 41-yard play drive with a 10-yard touchdown run. The drive was set up by a key 4th-and-1 stop by the Statesmen defense that gave the offense the ball in Bisons territory.

After both teams traded punts and with a mere 2:24 remaining in the game, Josh Powell and the Bisons offense drove 66 yards in 1:57 for the game-winning touchdown. Powell connected with Jordan Watson on a 22-yard fade to the corner to reclaim the lead 38-35 with just 28 seconds remaining.

DSU had one last chance after Maurice Moore set the Statesmen up at their own 32-yard line on the kickoff, but Harding's Jermaine Blanchard sacked Micah Davis, forcing a fumble, which was recovered by the Bisons to seal the win.

TEAM STATISTICS	HU	DSU
FIRST DOWNS	21	19
RUSHES-YARDS (NET)	64-257	26-138
PASSING YDS (NET)	143	292
Passes Att-Comp-Int	16-6-0	32-18-1
TOTAL OFFENSE PLAYS-YARDS	80-400	58-430
Fumble Returns-Yards	0-0	0-0
Punt Returns-Yards	2-12	3-45
Kickoff Returns-Yards	7-156	7-168
Interception Returns-Yards	1-26	0-0
Punts (Number-Avg)	5-37.4	5-32.4
Fumbles-Lost	5-1	1-1
Penalties-Yards	5-49	12-129
Possession Time	37:05	22:55
Third-Down Conversions	7 of 19	3 of 11
Fourth-Down Conversions	4 of 5	0 of 1
Red-Zone Scores-Chances	3-3	5-5
Sacks By: Number-Yards	3-20	3-27

**INDIVIDUAL STATISTICS**

**RUSHING:** Harding-Kale Gelles 23-133; Josh Powell 25-65; Jeremy Holt 7-46; Kyle Young 2-9; Dre Whittle 1-9; Colton Kamper 2-1; Chaz Rogers 2-minus 1; TEAM 1-minus 1; Kurt Adams 1-minus 4. Delta State Univ.-Trevar Deed 9-52; Maurice Moore 2-37; Brandon Lucas 6-31; Micah Davis 9-18.

**PASSING:** Harding-Josh Powell 5-13-0-123; Chaz Rogers 1-2-0-20; TEAM 0-1-0-0. Delta State Univ.-Micah Davis 18-31-1-292; Zak Mikel 0-1-0-0.

**RECEIVING:** Harding-Jordan Watson 3-74; Kurt Adams 2-64; Kale Gelles 1-5. Delta State Univ.-Tim Smith 3-81; L.J. Castile 3-42; Chance Dennis 2-64; Bill Franks 2-22; Maurice Moore 2-16; Trevar Deed 2-13; Rafael Mitchell 2-1; Todd Bradford 1-44; Jacob Sesma 1-9.

**INTERCEPTIONS:** Harding-Jasper Bodiford 1-26. Delta State Univ.-None.


**FUMBLES:** Harding-Josh Powell 3-1; Jeremy Holt 1-0; Kale Gelles 1-0. Delta State Univ.-Micah Davis 1-1.

**SACKS (UA-A):** Harding-Jermaine Blanchard 2-0; Mark Gutierrez-Duran 1-0. Delta State Univ.-Joe Marshall 1-0; Xavier Triplett 1-0; Garrett Williams 1-0.

**TACKLES (UA-A):** Harding-Jason Thomasson 5-3; Aaron Gillaspie 3-3; Luke Tribble 2-3; Terrence Davis 4-0; Steve Hudson 4-0; Jermaine Blanchard 4-0; Jasper Bodiford 3-0; Marcus Jones 3-0; Daniel Bernal 2-1; Mark Gutierrez-Duran 2-0; Braden Rubey 2-0; James Feher 1-1; Josh Aldridge 1-1; Joe Calvin 0-2; Joe English 1-0; Ty Finley 1-0; Brian Maupin 1-0; Kennard Henderson 1-0; Eddie Russ, Jr. 1-0; Marshall Hughes 0-1; Andrew Jackson 0-1. Delta State Univ.-Garrett Williams 10-4; Joe Marshall 6-4; Xavier Triplett 5-3; Hollan Fiu 2-6; Mark Hoskins 3-2; Anthony Daniels 2-3; Jared Turner 3-1; Robert Hogan 2-2; Dwight Tillman 3-0; Preston Felder 2-1; Eljae Faoagali 2-1; Robbie Mayers 1-2; Kyle Van Ness 2-0; Kenny Barnes 1-1; Matt Melton 1-1; Chance Starkweather 1-1; Tyler Seau 1-1; Melvin Griffin 1-1; Brett Butler 1-1; Bill Hawkins 1-0; Rafael Mitchell 1-0; Bill Franks 1-0; Carlton Ollie 1-0; Trenton Warren 0-1.

**SCORING SUMMARY**

1st	05:12	DSU	Matt Snyder 36 yd field goal, 9-73 4:12, HU 0 - DSU 3
	02:43	HU	Adin Menkin 32 yd field goal, 6-40 2:17, HU 3 - DSU 3
2nd	14:01	HU	Adams 44 yd pass from Josh Powell (Adin Menkin kick), 1-44 0:08, HU 10 - DSU 3
	07:30	HU	Watson 36 yd pass from Josh Powell (Adin Menkin kick), 8-63 4:09, HU 17 - DSU 3
	06:05	DSU	Matt Snyder 41 yd field goal, 5-46 1:15, HU 17 - DSU 6
	01:01	HU	Kale Gelles 17 yd run (Adin Menkin kick), 11-70 4:58, HU 24 - DSU 6
	00:37	HU	Kale Gelles 5 yd pass from Josh Powell (Adin Menkin kick), 1-5 0:07, HU 31 - DSU 6
	00:09	DSU	Castile 15 yd pass from Micah Davis (Matt Snyder kick), 2-75 0:12, HU 31 - DSU 13
3rd	08:46	DSU	Castile 11 yd pass from Micah Davis (Matt Snyder kick), 10-83 3:59, HU 31 - DSU 20
4th	13:56	DSU	Deed 12 yd run (Todd Bradford pass from Micah Davis), 5-37 1:38, HU 31 - DSU 28
	11:03	DSU	Micah Davis 10 yd run (Matt Snyder kick), 4-41 1:14, HU 31 - DSU 35
	00:28	HU	Watson 22 yd pass from Powell (Adin Menkin kick), 11-66 1:57, HU 38 - DSU 35



# GAME EIGHT

Oct. 23, 2010 • University Stadium • Carrollton, Ga. • 2:00 p.m. • UWG Senior Day

8

No. 22 Delta State

13 7 7 27

54

West Georgia

0 7 14 13

34

**STATESMEN BLOW PAST WOLVES 54-34**  
By, Athletic Communications

**CARROLLTON, Ga.** — The Delta State University Statesmen scored early and often on Saturday, rolling to a 54-34 victory over the West Georgia Wolves at University Stadium. The No. 18 Statesmen improved to 6-2 overall and 5-1 in Gulf South Conference play, while the Wolves slipped to 3-5 and 2-4 in league action. DSU scored seven touchdowns and amassed a season-high 586 yards of offense in the win.

“Our guys fought hard all day and I’m really pleased with the way the offense has played the last few weeks,” stated DSU head coach Ron Roberts. “Coach Stevens called an excellent game and Micah and the squad executed it well.”

With the DSU win and Ouachita Baptist’s 24-23 overtime upset of No. 10 North Alabama, the Statesmen remain in a two-way tie with Valdosta State, whom the Statesmen defeated 27-23 on Sept. 18, for first place in the GSC.

Delta State marched 80-yards in just four plays to take an early 7-0 lead, as Brandon Lucas took the direct snap and rumbled 33 yards with 9:57 left in the first.

Micah Davis and L.J. Castile made it 13-0 DSU on a 30-yard touchdown reception with 3:12 on the clock in the first. The drive covered 43 yards on just two plays in 22 seconds.

The Statesmen expanded the lead to 20-0 with 7:07 to go in the half, as Davis walked into the end zone from nine yards out for his third rushing touchdown of the season.

With a 20-0 lead and the football, the Statesmen took a shot down the middle of the field, only to have Waylon Kimble pick-off Davis’ pass and return it to the DSU 9-yard line. Three plays later, Joe Weatherford plunged into the end zone from 1-yard out to cut the green-and-white lead to 20-7 with 41 seconds left in the half.

DSU totaled 234 yards in the first half, led by Davis’ 132-yards passing on 9-of-16 attempts. The junior from Wesson finished the half with one touchdown and one costly interception. The Statesmen also rushed for 102 yards on 14 carries with a pair of scores. Deed led DSU with 42 yards on nine carries at the break.

UWG finished the opening frame with a balanced 160 yards, including 86 yards on the ground and 74 through the air. Yusuf Holloway led UWG with 49 yards rushing.

The Wolves held the Statesmen to start the second half and quickly took advantage of the situation, driving 64 yards to pay-dirt, as Holloway scored from seven yards out to make it a 20-14 game with 6:56 left in the third.

Davis and the Statesmen wasted little time in answering the Wolves, as the junior connected with Castile on a 56-yard touchdown pass just 1:23 later. With 5:33 left in the third, DSU led 27-14.

Holloway and the Wolves continued to push the football on the ground on their next possession, as the sophomore standout slashed through the Statesmen secondary for 13 yards and his second touchdown to cut the DSU to six, 27-21, with 2:13 left in the third.

As the fourth quarter got under way, the Statesmen went to the ground game, taking a 34-21 lead, riding the wheels of Brandon Lucas 81 yards on eight plays, capped by Davis to Jamarcus Jackson for the score with 13:24 left in the game.

After forcing the Wolves to take a chance on 4th-and-long, the Statesmen struck quickly on Lucas’ 37-yard scoring run with 10:21 left. The drive covered 47 yards on just three plays in 43 seconds.

Sean Gray made the most of his first pass attempt of the game, a 24-yard scoring strike to Arkeem French. The touchdown came with 6:11 remaining in the game, but the extra point was wide right to give the Statesmen a 41-27 lead.

DSU’s Lucas made it a three touchdown day with 3:44 left on the clock, as the Covington, Ga., native ran in from the UWG 6-yard line to give the Statesmen a 48-27 lead.

UWG’s Tavarus Lewis set the Wolves up inside Statesmen territory at the DSU 47-yard line with an excellent return. Sean Gray and Qua Jones ran the rest of the way. Gray ran it in from the 1-yard line with 2:11 left in the fourth.

Bowdon, Ga., native Rafael Mitchell would put the exclamation at the end of the sentence for the Statesmen, rushing for 37-yards and the final touchdown of the game to make the final 54-34.

DSU amassed a season-high 586 yards of offense on 64 plays, led by Davis’ 302 yards passing and Lucas’ 128 rushing yards and three touchdowns. Davis completed 18-of-29 passing for 302 yards and three touchdowns and one interception. Lucas finished with a career-high 128 yards on 11 carries and tied his career-high with three scores.

UWG posted a season-high 431 yards of offense, as the Wolves passed for 194 yards and ran for 237. Kennebrew led the Wolves with 88 yards on 17 carries, while Holloway rushed for 85 yards on 18 carries with two scores. Weatherford finished the game completing 12-of-26 passes for 151 yards.

Garrett Williams led the Statesmen with eight tackles, a sack and a tackle-for-loss.

**TEAM STATISTICS**

	DSU	UWG
FIRST DOWNS	26	32
RUSHES-YARDS (NET)	35-284	61-237
PASSING YDS (NET)	302	194
Passes Att-Comp-Int	29-18-1	35-15-0
TOTAL OFFENSE PLAYS-YARDS	64-586	96-431
Fumble Returns-Yards	0-0	0-0
Punt Returns-Yards	2-2	2-13
Kickoff Returns-Yards	2-28	7-142
Interception Returns-Yards	0-0	1-27
Punts (Number-Avg)	3-50.7	6-34.7
Fumbles-Lost	1-1	2-0
Penalties-Yards	17-138	8-58
Possession Time	22:49	37:11
Third-Down Conversions	3 of 7	8 of 20
Fourth-Down Conversions	0 of 1	1 of 3
Red-Zone Scores-Chances	3-3	4-5
Sacks By: Number-Yards	3-18	0-0

**RUSHING:** Delta State Univ.-Brandon Lucas 12-139; Trevar Deed 15-70; Rafael Mitchell 1-36; Micah Davis 3-18; Clint Farrar 2-13; Bill Franks 1-5; Maurice Moore 1-3. West Georgia-James Kennebrew 17-88; Yusuf Holloway 18-85; Quatavious Jones 12-68; Joe Weatherford 9-8; B. McEachern 1-3; Sean Gray 2-1; Brandon Behenna 2-minus 16.

**PASSING:** Delta State Univ.-Micah Davis 18-29-1-302. West Georgia-Joe Weatherford 12-26-0-151; Brandon Behenna 1-5-0-10; Sean Gray 2-4-0-33.

**RECEIVING:** Delta State Univ.-Bill Franks 4-53; Maurice Moore 3-39; L.J. Castile 2-86; Carlton Ollie 2-31; Tim Smith 2-30; Todd Bradford 1-38; Dex Hopkins 1-16; Jamarcus Jackson 1-4; Trevar Deed 1-4; Brandon Lucas 1-1. West Georgia-Arkeem French 5-55; Matt O’Brien 3-28; James Kennebrew 1-36; V.J. Hunt 1-21; Bobby Burum 1-16; Daniel Youssif 1-13; George Somerset 1-11; Ely Payne 1-10; Yusuf Holloway 1-4.

**INTERCEPTIONS:** Delta State Univ.-None. West Georgia-Waylon Kimble 1-27.

**FUMBLES:** Delta State Univ.-Brandon Lucas 1-1. West Georgia-Brandon Behenna 1-0; Joe Weatherford 1-0.

**SACKS (UA-A):** Delta State Univ.-Garrett Williams 0-1; Robbie Mayers 1-0; David Williams 1-0; Robert Hogan 0-1. West Georgia-None.

**TACKLES (UA-A):** Delta State Univ.-Garrett Williams 4-4; Brett Butler 3-4; Xavier Triplett 3-4; Preston Felder 3-3; Hollan Fiu 3-3; Joe Marshall 3-3; Eljae Foaagali 2-4; Robert Hogan 3-2; Dominique Davenport 3-2; Jerry Barnes 3-2; Kyle Van Ness 2-3; Dwight Tillman 3-1; Kelvin Boston 3-1; Chance Starkweather 0-4; Mark Hoskins 2-1; David Williams 2-1; Robbie Mayers 2-0; Kenny Barnes 2-0; Trenton Warren 1-1; Melvin Griffin 1-1; Bill Hawkins 0-2; Justin Whitley 1-0; Matt Snyder 1-0; Anthony Daniels 1-0; Ken Griffin 1-0; Darrell Leopold 1-0; Brandon Lucas 1-0; Phillip Yandall 0-1; Tyler Seau 0-1; Kendall Hunter 0-1; Matt Melton 0-1. West Georgia-Manny Rodriguez 6-4; Waylon Kimble 4-3; Travis Payton 3-4; James McGee 2-4; Ken Hale 2-3; Egim Etta-Tawo 3-1; Tim Green 2-1; Jarm. Johnson 1-2; Adam Strakose 1-1; Jeremy Cook 1-1; Juan Pickett 1-1; B. McEachern 1-1; Tim Baker 1-0; CeeJay Barnes 1-0; Edward Smith 1-0; Drek Mathews 1-0; Kelly Dawsey 0-1; Antoine Moore 0-1.

**SCORING SUMMARY**

1st	09:57	DSU	Brandon Lucas 33 yd run (Matt Snyder kick), 4-80 1:08, DSU 7 - UWG 0
	03:12	DSU	Castile 30 yd pass from Davis (Matt Snyder kick failed), 2-43 0:22, DSU 13 - UWG 0
2nd	07:07	DSU	Micah Davis 9 yd run (Matt Snyder kick), 9-69 4:11, DSU 20 - UWG 0
	00:41	WOLVES	Joe Weatherford 1 yd run (M. Bardenwerper kick), 4-7 1:07, DSU 20 - WOLVES 7
3rd	06:56	WOLVES	Yusuf Holloway 7 yd run (M. Bardenwerper kick), 12-66 4:39, DSU 20 - WOLVES 14
	05:33	DSU	L.J. Castile 56 yd pass from Micah Davis (Snyder kick), 4-67 1:23, DSU 27 - UWG 14
	02:13	WOLVES	Yusuf Holloway 13 yd run (M. Bardenwerper kick), 8-81 3:09, DSU 27 - WOLVES 21
4th	13:24	DSU	Jackson 4 yd pass from Micah Davis (Snyder kick), 9-81 3:44, DSU 34 - UWG 21
	10:21	DSU	Brandon Lucas 37 yd run (Matt Snyder kick), 3-41 0:47, DSU 41 - WOLVES 21
	06:11	WOLVES	French 23 yd pass from Gray (Kick failed), 10-81 4:04, DSU 41 - WOLVES 27
	03:44	DSU	Brandon Lucas 9 yd run (Matt Snyder kick), 7-80 2:27, DSU 48 - WOLVES 27
	02:11	WOLVES	Sean Gray 1 yd run (M. Bardenwerper kick), 6-47 1:26, DSU 48 - WOLVES 34
	02:01	DSU	Rafael Mitchell 36 yd run (Matt Snyder kick failed), 1-36 0:10, DSU 54 - WOLVES 34



# GAME NINE

October 28, 2010 • Parker Field-McCool Stadium • Cleveland, Miss. • 7 p.m. • GSC-TV

9

<b>No. 21 North Alabama</b>	<b>0</b>	<b>14</b>	<b>7</b>	<b>10</b>	<b>31</b>
<b>No. 19 Delta State</b>	<b>0</b>	<b>0</b>	<b>7</b>	<b>0</b>	<b>7</b>

## LIONS CLAW PAST STATESMEN 31-7

By, Athletic Communications

**CLEVELAND** — The No. 21 University of North Alabama Lions (7-2, 4-2 GSC) found the end zone in a myriad of ways Thursday, en route to a 31-7 victory over the No. 19 Delta State Statesmen (6-3, 5-2 GSC) in a key Gulf South Conference matchup on GSC-TV Live at Parker Field-McCool Stadium. The victory puts the Lions back into the GSC title hunt, while the Statesmen slip into a second place tie with several, two-loss GSC teams. The win also snapped a two-game losing streak for UNA.

After holding the Statesmen to a three-and-out, North Alabama quickly marched 79-yards on seven plays, but the DSU defense bristled on 3rd-and-goal forcing a 28-yard field goal attempt by Josh Montgomery. His attempted sailed wide left.

The Statesmen drove to the UNA 22-yard line, but failed to convert on fourth down when DSU went for the fake field. Zak Mikel's pass was complete to L.J. Castile, but far from needed 12 yards.

DSU held UNA to a three-and-out, forcing a Lions punt. After Brandon Lucas returned the punt to the UNA 24-yard line, the Statesmen once again counted find the end zone. Matt Snyder's field goal attempt clanked off the upright.

As UNA marched methodically into Statesmen territory, the first quarter came to a close with no score. On the first play of the second, Lee Chapple connected on a 34-yard touchdown pass to Jrone Hickmann. Montgomery's extra point was good, putting the Lions on top 7-0.

North Alabama took advantage of Delta State's first miscue of the game, a bad snap off the hands of punter Tyler Caldwell, recovering at the DSU 25-yard line. Wes Holland ran 25-yards to the end zone on the first play of the drive to put the Lions up 14-0 after Montgomery's extra point with 5:31 to go in the half.

The Statesmen had one last first half opportunity, driving into the red zone inside the UNA 20-yard line. Snyder again found the uprights, as the ball fell to the turf and keeping the Statesmen off the scoreboard in the opening frame.

UNA finished with 209 yards of total offense in the first half, while DSU tallied 177.

Lee Chapple led the Lions with 155 yards passing on 11-of-16 attempts with one touchdown. Wes Holland led UNA with 52 yards rushing on six carries with a score.

Micah Davis completed just 12-of-25 passes for 112 yards to lead the Statesmen. Trevar Deed managed 57 yards on six carries, while Maurice Moore led the Statesmen receiving corps with four catches for 39 yards.

Preston Felder and Xavier Triplett led DSU with six tackles each. UNA's Harrison Bryant led all defenders with eight tackles.

DSU finished the half 5-of-11 on third down, but was 0-of-2 on fourth down. UNA was just 2-of-5 on third down, but held the edge in first half breaks.

After holding the Lions on their first drive of the second half, the Statesmen took advantage of the stop and marched 80 yards on 11 plays in 8:03, as Castile hauled in the 27-yard Davis touchdown pass. With 8:11 remaining in the third, DSU trailed 14-7.

3:57 later and on the next UNA possession, the Lions answered with a 69-yard drive, capped by Chris Coffey's 4-yard touchdown run. With 4:14 left in the third, UNA led 21-7.

On DSU's ensuing possession, Davis tried to force a pass across field to Maurice Moore, only to have UNA's Darnell Jackson step in front of the pass and pick it off. The Lions quickly turned DSU's second turnover into points, as Holland rumbled 41-yards for the score. Holland's second touchdown put the Lions up comfortably 28-7 with 14:48 to play.

Moore put the Statesmen in excellent field position at the UNA 44-yard line after the kickoff, only to have Davis throw his second interception of the night into the hands of the Lions' Hilliard Foster.

DSU's defense held UNA to three-and-out. Davis would make it three-straight interceptions, as Harrison Bryant stepped in front of the errant pass.

UNA methodically marched 55-yards to take a 31-7 lead on Montgomery's 24-yard field goal with 6:09 remaining. The drive took up 6:09 on the clock and totaled just nine plays.

DSU could not muster anything on their next possession, failing to convert a 4th-and-14 at the UNA 29-yard line.

Neither team would scratch the scoreboard in the final 2:56, as UNA claimed the 31-7 conference victory at Parker Field-McCool Stadium.

The Lions finished the games with 426 yards of total offense compared to the Statesmen, who tallied 376. UNA had a balanced attack, as the purple-and-gold rushed for 206 yards and Chapple passed for 220 on 19-of-28 with one touchdown.

DSU's Davis finished with 278 yards on 31-of-55 passing with one touchdown and three interceptions. Deed topped the 100-yard mark with 103 yards on 13 carries. Four Statesmen receivers grabbed six passes each, led by Castile's 59 yards and one touchdown.

### TEAM STATISTICS

	UNA	DSU
FIRST DOWNS	23	23
RUSHES-YARDS (NET)	35-206	31-101
PASSING YDS (NET)	220	278
Passes Att-Comp-Int	28-19-0	56-32-3
TOTAL OFFENSE PLAYS-YARDS	63-426	87-379
Fumble Returns-Yards	0-0	0-0
Punt Returns-Yards	1-11	3-50
Kickoff Returns-Yards	2-40	6-136
Interception Returns-Yards	3-11	0-0
Punts (Number-Avg)	5-38.2	2-35.5
Fumbles-Lost	0-0	1-1
Penalties-Yards	4-17	10-73
Possession Time	28:30	31:30
Third-Down Conversions	4 of 11	8 of 19
Fourth-Down Conversions	0 of 0	2 of 6
Red-Zone Scores-Chances	2-4	0-3
Sacks By: Number-Yards	2-11	0-0

### INDIVIDUAL STATISTICS

**RUSHING:** North Alabama-Wes Holland 12-129; Chris Coffey 7-42; Lee Chapple 5-24; Charles McClain 1-8; Antwan Ivey 7-4; Chris Alexander 1-2; TEAM 2-minus 3. Delta State Univ.-Trevar Deed 13-103; Brandon Lucas 7-23; Rafael Mitchell 1-3; Micah Davis 8-minus 3; Maurice Moore 1-minus 10; Tyler Caldwell 1-minus 15.

**PASSING:** North Alabama-Lee Chapple 19-28-0-220. Delta State Univ.-Micah Davis 31-55-3-278; Zak Mikel 1-1-0-0.

**RECEIVING:** North Alabama-Jyrone Hickman 4-59; Chris Simpson 4-46; Jusmon Rivers 4-22; Charles McClain 4-20; Tim Hawthorne 3-73. Delta State Univ.-L.J. Castile 6-59; Bill Franks 6-54; Trevar Deed 6-51; Maurice Moore 6-49; Tim Smith 2-33; Chance Dennis 2-5; Brandon Lucas 1-14; Jacob Sesma 1-5; Dex Hopkins 1-4; Rafael Mitchell 1-4.

**INTERCEPTIONS:** North Alabama-Darnell Jackson 1-8; Harrison Bryant 1-3; Hilliard Foster 1-0.

**FUMBLES:** North Alabama-None. Delta State Univ.-Tyler Caldwell 1-1.

**SACKS (UA-A):** North Alabama-Anthony Walton 1-0; Albert Russell 1-0. Delta State Univ.-None.

**TACKLES (UA-A):** North Alabama-Harrison Bryant 8-3; Hilliard Foster 3-5; Larry Wilson 2-6; Steven Wesley 7-0; Johnathan Byrd 5-1; Rod Woodson 4-0; Darnell Jackson 3-1; Antron Dillon 2-2; Tommi Westbrook 2-2; Courtney Harris 0-4; Brent Vinson 2-1; C.J. Foster 1-2; Nate Frazier 1-2; Cedrick Wilcox 2-0; Brian Thomas 2-0; Albert Russell 1-1; Emmanuel Allen 1-1; Lucas Darr 1-1; Cha Lane 1-0; Josh Roberts 1-0; Travis Robinson 1-0; Antwan Ivey 1-0; Anthony Walton 1-0. Delta State Univ.-Garrett Williams 6-4; Xavier Triplett 4-5; Hollan Fiu 2-6; Preston Felder 3-4; Joe Marshall 0-5; Dwight Tillman 3-1; Brett Butler 2-2; Robert Hogan 2-1; Kenny Barnes 2-0; Ken Griffin 1-1; Dominique Davenport 1-1; Matt Melton 0-2; Robbie Mayers 0-2; Mark Hoskins 0-2; Carlton Ollie 1-0; Kyle Van Ness 1-0; Tyler Seau 1-0; Trenton Warren 1-0; Trevar Deed 1-0; Chance Dennis 1-0; Anthony Daniels 1-0; Melvin Griffin 0-1; Chance Starkweather 0-1.

### SCORING SUMMARY

2nd	14:53	UNA	Hickman 34 yd pass from Chapple (Montgomery kick), 9-80 3:52, UNA 7 - DSU 0
	05:31	UNA	Wes Holland 25 yd run (Josh Montgomery kick), 1-25 0:03, UNA 14 - DSU 0
3rd	08:09	DSU	Castile 27 yd pass from Micah Davis (Matt Dean kick), 11-80 4:32, UNA 14 - DSU 7
	04:14	UNA	Chris Coffey 4 yd run (Josh Montgomery kick), 9-69 3:50, UNA 21 - DSU 7
4th	14:48	UNA	Wes Holland 41 yd run (Josh Montgomery kick), 6-75 1:51, UNA 28 - DSU 7
	06:09	UNA	Josh Montgomery 24 yd field goal, 9-55 4:32, UNA 31 - DSU 7





# GAME TEN

Oct. 23, 2010 • University Stadium • Carrollton, Ga. • 2:00 p.m. • UWG Senior Day

# 10

No. 23 Delta State

0 7 6 20

33

Ouachita Baptist

17 7 7 3

27

## STATESMEN ERASE 24-7 DEFICIT TO WIN 33-27 AT OUCHITA BAPTIST

By, Athletic Communications

**ARKADELPHIA, Ark.** – Trailing 24-7 late in the third quarter and looking at their postseason lives slipping away, the No. 23 Delta State Statesmen (7-3, 6-2 GSC) rallied for a thrilling 33-27 victory over the Tigers (5-4, 4-3 GSC) of Ouachita Baptist University Saturday at A.U. Williams Field. The victory kept the Statesmen in the hunt for the Division II playoffs and an outside shot at a share of the GSC championship.

Eli Cranor and company took the opening kickoff and quickly marched 70-yards to take a 3-0 lead on Jason Fowler's 30-yard field goal with 12:12 to go in the first. The drive took just 2:38 off the clock.

The Tiger defense held the Statesmen to a three-and-out on their first possession. After the punt, the Tigers took three plays to cover 75 yards, as Eli Cranor walked into the end zone from 5-yards out to take a 10-0.

Cranor's second scoring strike of the day, a 43-yard pass to Jamie Harris, put the Tigers out front 17-0 with 10:51 left in the half.

The Statesmen finally scratched the scoreboard with 2:02 to go in the half, after Micah Davis rumbled into the end zone from 10-yards out. The score capped a drive set-up by Garrett Williams' fifth interception of the season.

OBU totaled 281 yards in the half, while DSU tallied 187, of which 132 came in the second quarter.

Davis was 13-of-22 for 115 yards and an interception to lead DSU. Cranor finished the half 10-of-19 for 200 yards with a touchdown and an interception.

OBU extended their lead and answered DSU's lone score from the first half with a methodical drive, covering 95-yards, as Cranor dove into the end zone on third-and-one with 4:11 to go in the third quarter.

Trevar Deed cut it to an 11-point advantage, 24-13 OBU, with a 3-yard touchdown run with 28.9 seconds remaining in the third. Matt Dean's extra point hit the upright.

After holding the Tigers to a three-and-out, the Statesmen put another six points on the board, cutting the lead to five 24-19 on Deed's second touchdown of the quarter, a 2-yard run with 13:38 left in the game.

On OBU's ensuing possession, Cranor threw his second interception of the game, as Dominique Davenport stepped in front of the intended receiver for the pick. Five plays later, Deed plunged into the end zone for his third score of the quarter to give the Statesmen the 25-24 lead. Davis completed the two-point conversion to Chance Dennis to make it 27-24 DSU with 8:56 to go.

The Tigers finally answered the Statesmen with 5:22 left in the game, as Jason Fowler nailed a 27-yard field goal to tie it at 27-27.

After three straight penalties on OBU's kickoff team, the Statesmen started their next drive at the Tigers' 46-yard line. Three plays later, Carlton Ollie hauled in the 14-yard touchdown pass to put the green-and-white back up 33-27 with 4:22 to play. For the third time in the game, DSU had the extra point blocked by OBU.

Down six, the Tigers took the Statesmen to the edge, but in the end it was the green-and-white defense that held firm to seal the win. After picking up two first downs, the Tigers had the ball at the DSU 17 with 1:46 to play. DSU forced two quick incomplete passes by Cranor. On third down, Cranor completed a swing pass to Harries, but the speedy receiver lost his footing at the line of scrimmage.

On fourth down and needing seven yards, the Tigers' senior quarterback called a designed keeper. As Cranor broke loose, senior All-American candidate Garrett Williams came up to make the stop, just a half yard shy of the first.

DSU took over on downs with 1:26 left. Two knees later, the Statesmen walked out of A.U. Williams Field with a 33-27 lead.

DSU finished the game with 403 yards of total offense, including 292 yards through the air. Davis completed 23-of-39 passes for 254 yards with a touchdown and an interception. Castile led the Statesmen with five grabs for 70 yards, with Deed finishing the game with 42 yards receiving on four grabs. Deed also rushed for 53 yards on 16 carries with three touchdowns.

Garrett Williams led all tacklers with 13 stops, including two tackles-for-loss, one interception and two pass break-ups. Kenny Barnes added seven tackles. Davenport finished the game with five stops and an interception and Hollan Fiu has six tackles and a late pick as well.

The Tigers totaled 518 yards on 84 plays, led by the arm of Eli Cranor. Cranor, who had thrown four interceptions all season, finished the game with three interceptions on 24-of-44 attempts for 382 yards with a score. He also rushed for 40 yards a pair of scores on 10 carries. Harries led all receivers with seven receptions for 136 yards and a touchdown.

### TEAM STATISTICS

	DSU	OBU
FIRST DOWNS	18	23
RUSHES-YARDS (NET)	32-111	39-136
PASSING YDS (NET)	292	382
Passes Att-Comp-Int	41-24-1	45-24-3
TOTAL OFFENSE PLAYS-YARDS	73-403	84-518
Fumble Returns-Yards	0-0	0-0
Punt Returns-Yards	3-37	3-14
Kickoff Returns-Yards	6-95	4-73
Interception Returns-Yards	3-46	1-31
Punts (Number-Avg)	5-49.2	4-35.0
Fumbles-Lost	1-0	2-1
Penalties-Yards	10-87	5-47
Possession Time	24:14	24:30
Third-Down Conversions	5 of 15	10 of 18
Fourth-Down Conversions	0 of 3	1 of 2
Red-Zone Scores-Chances	5-8	3-4
Sacks By: Number-Yards	2-12	1-7

**RUSHING:** Delta State Univ.-Trevar Deed 16-53; Brandon Lucas 3-25; Micah Davis 6-19; Rafael Mitchell 2-14; Maurice Moore 1-8; TEAM 2-minus 3; Joe Joiner 2-minus 5. Ouachita Baptist-Daniel McGee 18-55; Eli Cranor 10-40; Chris Rycraw 6-24; D. Collier 1-12; Ricky Brown 2-5; Brett Reece 2-0.

**PASSING:** Delta State Univ.-Micah Davis 23-39-1-254; Tyler Caldwell 0-1-0-0; L.J. Castile 1-1-0-38. Ouachita Baptist-Eli Cranor 24-44-3-382; Brett Reece 0-1-0-0.

**RECEIVING:** Delta State Univ.-L.J. Castile 5-70; Bill Franks 4-64; Trevar Deed 4-42; Maurice Moore 3-42; Chance Dennis 3-37; Carlton Ollie 2-18; Brandon Lucas 2-2; Blake Swain 1-17. Ouachita Baptist-Jaime Harris 7-136; Nico Hobbs 7-82; Brett Reece 4-65; Clinton Dewitt 2-45; Peyton Tolliver 2-9; P. Supernaw 1-28; D. Collier 1-17.

**INTERCEPTIONS:** Delta State Univ.-Dominique Davenport 2-40; Preston Felder 1-6. Ouachita Baptist-Stanley Edouard 1-31.

**FUMBLES:** Delta State Univ.-Trevar Deed 1-0. Ouachita Baptist-Daniel McGee 1-0; Eli Cranor 1-1.

**SACKS (UA-A):** Delta State Univ.-Anthony Daniels 1-0; Melvin Griffin 1-0. Ouachita Baptist-Taurus Williams 0-1; Alonzo Newton 0-1.

**TACKLES (UA-A):** Delta State Univ.-Garrett Williams 10-3; Kenny Barnes 6-1; Xavier Triplett 3-3; Hollan Fiu 1-5; Robert Hogan 1-5; Jerry Barnes 4-1; Dominique Davenport 4-1; Kyle Van Ness 3-1; Dwight Tillman 3-1; Preston Felder 2-2; Todd Bradford 3-0; Melvin Griffin 3-0; Tyler Seau 2-1; David Williams 2-1; Anthony Daniels 2-0; Jared Turner 1-1; Joe Marshall 0-2; Chance Dennis 1-0; Ken Griffin 1-0; Matt Melton 1-0; Jacob Sesma 0-1; Bill Hawkins 0-1; Trenton Warren 0-1; Eljae Faoagali 0-1. Ouachita Baptist-A. Ume-Ezeoke 3-4; Desmond Smoot 6-0; Blake Burkett 6-0; T. Garrett 4-2; Alonzo Newton 2-3; J. Tolbert 4-0; Tyler George 2-2; Bryan Church 1-3; Justin Rogers 3-0; Stanley Edouard 2-1; Dijon Benton 2-1; Taurus Williams 1-2; Troy Shoate 2-0; J. Browning 1-1; Jeremy Small 1-1; Shaun Hawkins 1-1; A.J. Williams 1-1; P. Supernaw 1-0; Clark Gaddis 1-0; Ja'Darius Dade 1-0; Travis Anderson 1-0; Kyle Smith 1-0; A. Patterson 0-1; Colby Miller 0-1.

### SCORING SUMMARY

1st	12:12	OBU	Jason Fowler 30 yd field goal, 8-57 2:48, DSU 0 - OBU 3
	08:46	OBU	Eli Cranor 5 yd run (Jason Fowler kick), 5-75 2:06, DSU 0 - OBU 10
2nd	10:51	OBU	J. Harris 43 yd pass from Eli Cranor (Jason Fowler kick), 8-80 3:57, DSU 0 - OBU 17
	02:02	DSU	Micah Davis 10 yd run (Matt Dean kick), 5-44 1:45, DSU 7 - OBU 17
3rd	03:44	OBU	Eli Cranor 1 yd run (Jason Fowler kick), 20-94 0:00, DSU 7 - OBU 24
	00:28	DSU	Trevar Deed 3 yd run (Matt Dean kick blocked), 10-68 3:08, DSU 13 - OBU 24
4th	13:38	DSU	Trevar Deed 2 yd run (Matt Snyder kick blocked), 3-34 0:52, DSU 19 - OBU 24
	08:53	DSU	Deed 8 yd run (Chance Dennis pass from Micah Davis), 5-37 1:16, DSU 27 - OBU 24
	05:22	OBU	Jason Fowler 25 yd field goal, 8-57 3:24, DSU 27 - OBU 27
	04:12	DSU	Ollie 14 yd pass from Micah Davis (Snyder kick blocked), 3-46 1:01, DSU 33 - OBU 27



# GAME ELEVEN

Nov. 13, 2010 • Trinity Christian Academy Stadium • Jackson, Tenn. • 1:00 p.m.

# 11

<b>No. 19 Delta State</b>	<b>7</b>	<b>13</b>	<b>7</b>	<b>14</b>	<b>41</b>
<b>Lambuth</b>	<b>3</b>	<b>0</b>	<b>7</b>	<b>7</b>	<b>17</b>

**STATESMEN ROLL TO SCHOOL RECORD 711 YARDS IN 41-17 WIN OVER LAMBUTH**  
By, Athletic Communications

**JACKSON, TENN.** – The Delta State University Statesmen (8-3, 6-2 in GSC) concluded regular season play Saturday with a 41-17 win over the Eagles of Lambuth University (4-6). With playoff hopes on the line, the Statesmen offense delivered its best performance of the season with a new school-record 711 yards of total offense.

In the first quarter, Lambuth converted on a 47-yard field goal attempt by Nate O’Jibway with 10:13 left in the first quarter to take a bried 3-0 lead. The Statesmen offense would answer on their next possession with a 47-yard touchdown pass from Micah Davis to Ray Chisolm, as DSU took the lead 7-3 and never looked back.

In the second quarter, the Statesmen offense continued to roll as DSU converted two more touchdowns with the running game. Rafael Mitchell ran for a 39-yard score to extend the lead to 14-3, while senior All-American running back Trevar Deed broke loose for a 57-yard run to the end zone to give the Statesmen a 20-3 edge over Lambuth at the break.

In the second half, the Statesmen offense continued to roll as Davis connected with Bill Franks for a 13-yard touchdown, extending the lead to 27-3.

Lambuth answered with a score of their own, as Jordan Jackson connected with Josh Wimbley on a 51-yard pass to cut the lead to 27-10 late in the third quarter.

DSU sealed the victory in the fourth quarter with Trevar Deed taking a 20 yard pass from Davis in for a score. Trailing 34-10, Lambuth would try to make a final run as Williams would run the ball 41 yards across the goal line cutting the deficit to 34-17.

The Statesmen would score once more in the fourth period, as Clint Farrar would run 13 yards to the endzone with 3:27 to play to closeout the scoring for DSU and ending the game at 41-17.

The Statesmen finished the game with 711 yards of total offense to Lambuth’s 318. Delta State out rushed the Eagles 307 to 156, while converting on 35 first downs. Davis threw for 399 yards and three touchdowns, while Deed led the ground attack with 136 yards on 16 carries with one touchdown while also receiving 62 yards through the air with a score. Chance Dennis gained 86 yards on six receptions while L.J. Castile had 76 yards on six catches.

Defensively, Brett Butler and Mark Hoskins led the Statesmen with a pair of career-best performances, as the duo recorded nine tackles each. The Statesmen defense also picked off four Lambuth passes, including two by junior corner Dominique Davenport.

The Statesmen end regular season play with an 8-3 record and a share of their third Gulf South Conference title under coach Ron Roberts and the fifth in school history.

TEAM STATISTICS	DSU	LU
FIRST DOWNS	35	14
RUSHES-YARDS (NET)	44-268	33-156
PASSING YDS (NET)	443	162
Passes Att-Comp-Int	43-32-1	23-12-4
TOTAL OFFENSE PLAYS-YARDS	87-711	56-318
Fumble Returns-Yards	1-25	0-0
Punt Returns-Yards	1-34	1-22
Kickoff Returns-Yards	2-11	6-102
Interception Returns-Yards	4-46	1-24
Punts (Number-Avg)	2-41.5	4-38.5
Fumbles-Lost	2-2	2-2
Penalties-Yards	15-194	6-78
Possession Time	33:25	26:35
Third-Down Conversions	6 of 12	3 of 12
Fourth-Down Conversions	0 of 1	1 of 2
Red-Zone Scores-Chances	3-4	0-2
Sacks By: Number-Yards	3-20	1-13

**RUSHING:** Delta State Univ.-Trevar Deed 16-136; Brandon Lucas 15-75; Clint Farrar 3-42; Rafael Mitchell 4-21; Maurice Moore 2-8; Micah Davis 4-minus 14. Lambuth-M. Williams 14-117; Jordan Jackson 11-17; BA Davis 3-12; Craig Jones 2-8; D’Nico Best 2-2; L. Coleman 1-0.

**PASSING:** Delta State Univ.-Micah Davis 31-42-1-438; Tyler Caldwell 1-1-0-5. Lambuth-Jordan Jackson 12-23-4-162.

**RECEIVING:** Delta State Univ.-Chance Dennis 6-86; L.J. Castile 6-76; Trevar Deed 4-62; Maurice Moore 4-28; Bill Franks 3-38; Rafael Mitchell 2-76; Ray Chisolm 2-32; Jamarcus Jackson 2-21; Carlton Ollie 2-12; Todd Bradford 1-12. Lambuth-Rod Jefferson 9-107; M. Williams 2-4; Josh Wimbley 1-51.

**INTERCEPTIONS:** Delta State Univ.-Dominique Davenport 2-1; Jared Turner 1-44; Jerry Barnes 1-1. Lambuth-Jamie Payton 1-24.

**FUMBLES:** Delta State Univ.-TEAM 1-1; L.J. Castile 1-1. Lambuth-BA Davis 1-1; Jordan Jackson 1-1.

**SACKS (UA-A):** Delta State Univ.-Joe Marshall 1-0; Chance Starkweather 0-1; Robert Hogan 0-1; David Williams 0-1; Tyler Seau 0-1. Lambuth-Josh Profit 1-0.

**TACKLES (UA-A):** Delta State Univ.-Brett Butler 3-6; Mark Hoskins 1-8; Melvin Griffin 1-4; Xavier Triplett 2-2; Matt Melton 2-2; Joe Marshall 2-2; Dwight Tillman 2-2; David Williams 1-3; Dominique Davenport 1-3; Todd Bradford 2-1; Kyle Van Ness 1-2; Robert Hogan 1-2; Jerry Barnes 1-2; Anthony Daniels 1-2; Jared Turner 1-1; Garrett Williams 1-1; Micah Davis 1-0; Jacob Sesma 1-0; Bill Hawkins 1-0; Tyler Seau 0-1; Rafael Mitchell 0-1; Kelvin Boston 0-1; Trevar Deed 0-1; Chance Starkweather 0-1; Ken Griffin 0-1; Robbie Mayers 0-1. Lambuth-Jamie Payton 8-4; Nate Copeland 5-5; Lamar Alston 5-2; Zeke Pigg 4-3; Shoquan Stevens 2-4; Rashad Taylor 4-1; Josh Profit 3-2; Ethan Cooper 3-2; Juan Cox 4-0; D.J. Brown 2-2; Albert Williams 3-0; Donn Rutherford 2-1; Rod Jefferson 2-1; Darius Buckley 2-1; S. Williams 2-1; L. Smith 2-0; Joe Smith 1-0; Team 1-0; Joe Muir 1-0; D’Nico Best 1-0; Josh Wimbley 1-0; Jordan Jackson 1-0; Deshon Collins 1-0; Jacquese Acklin 0-1.

### SCORING SUMMARY

1st	10:13	LU	Nate O’Jibway 47 yd field goal, 11-51 4:47, DSU 0 - LU 3
	02:49	DSU	Ray Chisolm 47 yd pass from Micah Davis (Matt Dean kick), 3-64 0:52, DSU 7 - LU 3
2nd	14:50	DSU	R. Mitchell 39 yd pass from Micah Davis (Matt Dean kick), 2-35 0:43, DSU 14 - LU 3
	02:32	DSU	Trevar Deed 57 yd run (Micah Davis pass failed), 6-91 2:18, DSU 20 - LU 3
3rd	10:46	DSU	B. Franks 13 yd pass from Micah Davis (Matt Dean kick), 10-98 2:48, DSU 27 - LU 3
	10:15	LU	Wimbley 51 yd pass from Jackson (Nate O’Jibway kick), 1-51 0:19, DSU 27 - LU 10
4th	10:32	DSU	T. Deed 20 yd pass from Micah Davis (Matt Dean kick), 12-99 5:06, DSU 34 - LU 10
	09:02	LU	M. Williams 41 yd run (Nate O’Jibway kick), 3-60 1:22, DSU 34 - LU 17
	03:27	DSU	Clint Farrar 13 yd run (Matt Dean kick), 6-48 2:31, DSU 41 - LU 17



# GAME TWELVE

Nov. 27, 2010 • Parker Field-McCool Stadium • Cleveland, Miss. • 1 p.m. • NCAA 2nd

# 12

<b>No. 25 North Alabama</b>	<b>7</b>	<b>0</b>	<b>3</b>	<b>14</b>	<b>24</b>
<b>No. 18 Delta State</b>	<b>14</b>	<b>13</b>	<b>20</b>	<b>0</b>	<b>47</b>

## STATESMEN THRASH LIONS 47-24 IN NCAA SECOND ROUND PLAYOFF

By, Athletic Communications

**CLEVELAND** — Trevar Deed and Brandon Lucas both rushed for over 100 yards, as the No. 18 Delta State Statesmen (9-3) crushed the No. 25 North Alabama Lions, 47-24, Saturday at Parker Field-McCool Stadium in an NCAA Second Round Playoff contest. DSU advances to the NCAA Quarterfinals to face No. 10 Albany State (11-0) next Saturday, Dec. 4 in Albany, Ga.

The second game was a complete turnaround from the first meeting, as the Statesmen dominated the Lions offensively and defensively for the entire contest. The green-and-white amassed 524 yards of total offense, including 359 rushing yards. The DSU defense held the vaunted UNA offense to just 274 yards, including a mere 66 on the ground. The 47 points were also the most points scored against the Lions in the 53-year history of the series.

From the start of the contest you could tell this was a different Statesmen football team. On their first possession of the game, DSU jumped out to a 7-0 lead on the Lions early in the first quarter, as DSU drove 15 yards on two plays in under a minute. Chance Dennis hauled in his third touchdown pass of the season, a 17-yarder from Micah Davis for the score. Matt Dean's extra point was good.

After forcing the Lions into a three-and-out, the Statesmen offense stalled at the 35-yard line. As Tyler Caldwell prepared to punt the ball away for DSU, Skyler Parker's snap sailed over his head, giving UNA the ball at the DSU 20-yard line.

The Lions capitalized two plays later, as Wes Holland scampered into the endzone from 12-yards out to tie the game at 7-7 with 2:26 to go in the first.

DSU answered right back, as Brandon Lucas capped a six-play, 63-yard drive with a 28-yard touchdown run to take the lead 14-7 with 17 seconds left in the opening quarter.

The Statesmen took a 21-7 lead early in the second quarter, as Trevar Deed blasted into the endzone on a 2-yard rush with 9:48 left in the half. The drive covered 80-yards on 10 plays in 4:50.

DSU extended the lead to 27-7 on Dennis' second touchdown grab of the game, a 2-yard pass from Davis, with 3:48 to play in the opening frame. Dean's extra point was blocked.

The Statesmen had another chance to tack on points in the first half, but Cha Lane would block Dean's 35-yard field goal attempt with 34 seconds left in the second quarter.

DSU held UNA to just 70 yards on 24 plays in the first half, while the Statesmen offense gained 272 yards on 43 plays. The Statesmen rushed for 145 yards in the half, led by Deed's 99 yards on 12 carries. Lucas added 57 yards on six carries as well.

Davis was 15-of-20 for 127 yards and two scores in the half. Dennis led all receivers with four grabs for 47 yards and two touchdowns.

UNA's Lee Chapple completed 5-of-13 passes for 23 yards with an interception. Chapple also led the Lions in rushing with 23 yards on two carries.

The Statesmen carried their first half momentum into the second half, as DSU marched 72 yards on just seven plays to score out of the half. Micah Davis capped the drive with a 25-yard touchdown run with 11:31 left in the third.

UNA would finally scratch the board in the third, as Josh Montgomery connected on a 34-yard field goal with 8:15 on the clock in the third. His kick ended an 11-play, 54-yard drive that covered 3:07 on the clock.

The Statesmen made it 40-10 midway through the third, as Lucas scored his second touchdown of the game on a 25-yard blast up the middle of the field. The drive took just two plays and covered 59 yards in only 35 seconds.

DSU went up 47-10 with 36 seconds remaining in the quarter, as Davis found Blake Swain in the back of the endzone for the score. The drive took 12 plays in 5:16 and covered 72 yards.

UNA would score two touchdowns in the fourth quarter, a 23-yard and a 34-yard touchdown reception by Charles McClain from Chapple, to make the final 47-24, but the game was never in doubt.

The Statesmen finished the contest with 524 yards of total offense, including 359 yards rushing. Deed totaled 109 yards and one touchdown on 15 carries, while Lucas tallied 106 yards and two scores. Davis rushed for 77 yards and a touchdown, while Jamarcus Jackson tacked on 42 yards in the fourth quarter.

Davis, who did not play in the fourth quarter, completed 19-of-25 passes for 165 yards and three touchdowns. Dennis finished with a game-high five receptions for 60 yards and a pair of scores.

Kyle Van Ness finished the game with a career-high seven tackles, while Kenny Barnes added five. Garrett Williams and Dwight Tillman both finished the game with one interception each.

UNA finished the game with 274 yards on 55 plays. The Lions rushed for their third lowest total of the season, 66 yards on a mere 16 carries. UNA passed for 208 yards, as Chapple completed 17-of-39 attempts with two touchdowns and two interceptions.

TEAM STATISTICS	UNA	DSU
FIRST DOWNS	14	30
RUSHES-YARDS (NET)	16-66	56-359
PASSING YDS (NET)	208	165
Passes Att-Comp-Int	39-17-2	25-19-0
TOTAL OFFENSE PLAYS-YARDS	55-274	81-524
Fumble Returns-Yards	0-0	0-0
Punt Returns-Yards	1--2	2-50
Kickoff Returns-Yards	8-179	4-85
Interception Returns-Yards	0-0	2-27
Punts (Number-Avg)	5-33.4	2-35.5
Fumbles-Lost	0-0	1-0
Penalties-Yards	6-42	5-53
Possession Time	20:21	39:39
Third-Down Conversions	5 of 12	8 of 14
Fourth-Down Conversions	0 of 0	1 of 2
Red-Zone Scores-Chances	2-3	4-5
Sacks By: Number-Yards	0-0	1-5

**RUSHING:** North Alabama-Lee Chapple 6-39; Wes Holland 5-21; Chris Coffey 1-3; Antwan Ivey 4-3. Delta State Univ.-Trevar Deed 15-109; Brandon Lucas 11-106; Micah Davis 6-77; Jamarcus Jackson 8-42; Maurice Moore 3-20; Chance Dennis 1-9; Rafael Mitchell 4-8; Bill Franks 1-7; Zak Mikel 5-5; TEAM 2-minus 24.

**PASSING:** North Alabama-Lee Chapple 17-39-2-208. Delta State Univ.-Micah Davis 19-25-0-165.

**RECEIVING:** North Alabama-Charles McClain 5-81; Tristan Purifoy 3-45; Tim Hawthorne 3-44; Jyrone Hickman 2-12; Jusmon Rivers 1-20; Chris Simpson 1-6; Donald Bowers 1-3; Wes Holland 1-minus 3. Delta State Univ.-Chance Dennis 5-60; Maurice Moore 4-26; Trevar Deed 3-10; Bill Franks 2-23; Todd Bradford 2-19; Blake Swain 1-13; Jamarcus Jackson 1-10; L.J. Castile 1-4.

**INTERCEPTIONS:** North Alabama-None. Delta State Univ.-Dwight Tillman 1-15; Garrett Williams 1-12.

**FUMBLES:** North Alabama-None. Delta State Univ.-TEAM 1-0.

**SACKS (UA-A):** North Alabama-None. Delta State Univ.-Hollan Fiu 0-1; Robert Hogan 0-1.

**TACKLES (UA-A):** North Alabama-Harrison Bryant 4-6; Courtney Harris 4-5; Tommi Westbrook 4-3; Hilliard Foster 2-5; Larry Wilson 3-3; Brian Thomas 3-3; Antron Dillon 0-6; Rod Woodson 4-1; Lucas Darr 3-2; Albert Russell 2-3; John Ware 2-3; Ramon Blakeney 3-1; Chad Daniel 2-1; Steven Wesley 2-1; Dominiqu Duster 1-1; Nate Frazier 1-1; Cedric Hall 1-1; C.J. Foster 0-2; Johnathan Byrd 1-0; Chris Simpson 1-0; Kolby Taylor 1-0; Brad Terron 1-0; J. Jefferson 0-1; Wes Holland 0-1; Darnell Jackson 0-1; Lee Chapple 0-1. Delta State Univ.-Kyle Van Ness 0-7; Kenny Barnes 3-2; Dominique Davenport 3-1; Brett Butler 1-3; Hollan Fiu 1-3; Robert Hogan 0-4; David Williams 0-4; Jared Turner 2-1; Tyler Seau 1-2; Matt Melton 1-2; Dwight Tillman 0-3; Melvin Griffin 2-0; Xavier Triplett 1-1; Jerry Barnes 0-2; Todd Bradford 0-2; Trevar Deed 1-0; Matt Snyder 1-0; Mark Hoskins 0-1; Eljae Faoagali 0-1; Robbie Mayers 0-1; Brandon Lucas 0-1; Rafael Mitchell 0-1; Garrett Williams 0-1; Trenton Warren 0-1.

### SCORING SUMMARY

1st	12:28	DSU	Ch. Dennis 17 yd pass from Micah Davis (Matt Dean kick), 2-15 0:38, UNA 0 - DSU 7
	02:26	UNA	Wes Holland 12 yd run (Josh Montgomery kick), 2-15 0:34, UNA 7 - DSU 7
	00:17	DSU	Brandon Lucas 28 yd run (Matt Dean kick), 6-63 2:04, UNA 7 - DSU 14
2nd	09:48	DSU	Trevar Deed 2 yd run (Matt Dean kick), 10-80 4:50, UNA 7 - DSU 21
	03:48	DSU	Dennis 2 yd pass from Davis (Matt Dean kick blocked), 10-41 5:06, UNA 7 - DSU 27
3rd	11:31	UNA	Micah Davis 25 yd run (Matt Dean kick), 7-67 3:22, UNA 7 - DSU 34
	08:15	DSU	Josh Montgomery 34 yd field goal, 11-54 3:07, UNA 10 - DSU 34
	07:28	DSU	Brandon Lucas 23 yd run (Matt Dean kick failed), 2-59 0:35, UNA 10 - DSU 40
	00:36	DSU	Swain 13 yd pass from Micah Davis (Matt Dean kick), 12-72 5:16, UNA 10 - DSU 47
4th	12:55	UNA	McClain 23 yd pass from Chapple (Montgomery kick), 9-71 2:34, UNA 17 - DSU 47
	07:01	UNA	McClain 34 yd pass from Chapple (Montgomery kick), 5-77 1:18, UNA 24 - DSU 47





**2010 DELTA STATE UNIVERSITY FOOTBALL**  
**Delta State Univ. Game Results (as of Nov 30, 2010)**  
**All games**



<b>Date</b>	<b>Opponent</b>		<b>Score</b>	<b>Overall</b>	<b>Conference</b>	<b>Time</b>	<b>Attend</b>
Sep 04, 2010	at Jackson State	L	17-32	0-1	0-0	2:55	12655
Sep 09, 2010	ARKANSAS TECH	W	27-25	1-1	0-0	3:34	4123
* Sep 18, 2010	at #20 Valdosta State	W	27-23	2-1	1-0	2:53	3366
* Sep 25, 2010	HENDERSON STATE	W	41-37	3-1	2-0	3:00	7333
* Sep 30, 2010	#15 WEST ALABAMA	W	41-37	4-1	3-0	3:25	4123
* Oct 07, 2010	at Arkansas-Monticello	W	34-20	5-1	4-0	2:50	2548
* Oct 16, 2010	HARDING	L	35-38	5-2	4-1	2:56	7102
* 10/23/10	at West Georgia	W	54-34	6-2	5-1	3:12	4778
* Oct 28, 2010	#21 NORTH ALABAMA	L	7-31	6-3	5-2	2:55	5123
* Nov 06, 2010	at Ouachita Baptist	W	33-27	7-3	6-2	3:16	3100
Nov 13, 2010	at Lambuth	W	41-17	8-3	6-2	2:50	1001
# Nov 27, 2010	#25 NORTH ALABAMA	W	47-24	9-3	6-2	2:45	4123

\* - Gulf South Conference game

# - NCAA Division II Football Championships



**2010 DELTA STATE UNIVERSITY FOOTBALL**  
**Delta State Univ. Overall Team Statistics (as of Nov 30, 2010)**  
**All games**



<b>Team Statistics</b>	<b>DSU</b>	<b>OPP</b>
<b>SCORING</b>	404	345
Points Per Game	33.7	28.8
<b>FIRST DOWNS</b>	280	263
Rushing	99	106
Passing	163	119
Penalty	18	38
<b>RUSHING YARDAGE</b>	2227	2009
Yards gained rushing	2520	2361
Yards lost rushing	293	352
Rushing Attempts	424	483
Average Per Rush	5.3	4.2
Average Per Game	185.6	167.4
TDs Rushing	28	19
<b>PASSING YARDAGE</b>	3526	2635
Comp-Att-Int	283-440-14	201-385-18
Average Per Pass	8.0	6.8
Average Per Catch	12.5	13.1
Average Per Game	293.8	219.6
TDs Passing	26	22
<b>TOTAL OFFENSE</b>	5753	4644
Total Plays	864	868
Average Per Play	6.7	5.4
Average Per Game	479.4	387.0
<b>KICK RETURNS: #-Yards</b>	60-1201	70-1342
<b>PUNT RETURNS: #-Yards</b>	26-289	19-133
<b>INT RETURNS: #-Yards</b>	18-182	14-224
<b>KICK RETURN AVERAGE</b>	20.0	19.2
<b>PUNT RETURN AVERAGE</b>	11.1	7.0
<b>INT RETURN AVERAGE</b>	10.1	16.0
<b>FUMBLES-LOST</b>	18-12	20-11
<b>PENALTIES-Yards</b>	146-1333	72-595
Average Per Game	111.1	49.6
<b>PUNTS-Yards</b>	35-1475	51-1827
Average Per Punt	42.1	35.8
Net punt average	36.6	28.6
<b>TIME OF POSSESSION/Game</b>	29:23	29:41
<b>3RD-DOWN Conversions</b>	68/159	62/170
3rd-Down Pct	43%	36%
<b>4TH-DOWN Conversions</b>	10/28	15/25
4th-Down Pct	36%	60%
<b>SACKS BY-Yards</b>	19-144	13-100
<b>MISC YARDS</b>	-2	26
<b>TOUCHDOWNS SCORED</b>	55	44
<b>FIELD GOALS-ATTEMPTS</b>	10-17	14-18
<b>ON-SIDE KICKS</b>	0-0	1-3
<b>RED-ZONE SCORES</b>	(41-53) 77%	(36-46) 78%
<b>RED-ZONE TOUCHDOWNS</b>	(34-53) 64%	(24-46) 52%
<b>PAT-ATTEMPTS</b>	(38-49) 78%	(37-42) 88%
<b>ATTENDANCE</b>	31927	27448
Games/Avg Per Game	6/5321	6/4575
Neutral Site Games		0/0

<b>Score by Quarters</b>	<b>1st</b>	<b>2nd</b>	<b>3rd</b>	<b>4th</b>	<b>OT</b>	<b>Total</b>
Delta State Univ.	78	109	94	123	0	404
Opponents	60	131	71	83	0	345



**2010 DELTA STATE UNIVERSITY FOOTBALL**  
**Delta State Univ. Overall Individual Statistics (as of Nov 30, 2010)**  
**All games**



<b>Rushing</b>	<b>gp</b>	<b>att</b>	<b>gain</b>	<b>loss</b>	<b>net</b>	<b>avg</b>	<b>td</b>	<b>lg</b>	<b>avg/g</b>
Trevar Deed	12	173	994	53	941	5.4	10	69	78.4
Brandon Lucas	12	96	683	22	661	6.9	10	37	55.1
Micah Davis	12	75	320	134	186	2.5	5	36	15.5
Rafael Mitchell	11	17	105	3	102	6.0	2	36	9.3
Maurice Moore	12	14	114	19	95	6.8	0	23	7.9
Joe Jointer	5	7	86	5	81	11.6	0	50	16.2
Chance Dennis	11	4	65	0	65	16.2	0	27	5.9
Clint Farrar	3	6	56	0	56	9.3	1	23	18.7
Jamarcus Jackson	12	8	44	2	42	5.2	0	17	3.5
Zak Mikel	9	7	22	4	18	2.6	0	9	2.0
Bill Franks	12	2	12	0	12	6.0	0	7	1.0
L.J. Castile	12	1	9	0	9	9.0	0	9	0.8
Carlton Ollie	11	4	10	4	6	1.5	0	9	0.5
Tyler Caldwell	12	2	0	16	-16	-8.0	0	0	-1.3
TEAM	6	8	0	31	-31	-3.9	0	0	-5.2
<b>Total</b>	12	424	2520	293	2227	5.3	28	69	185.6
<b>Opponents</b>	12	483	2361	352	2009	4.2	19	41	167.4

<b>Passing</b>	<b>gp</b>	<b>effic</b>	<b>comp-att-int</b>	<b>pct</b>	<b>yds</b>	<b>td</b>	<b>lg</b>	<b>avg/g</b>
Micah Davis	12	144.97	278-433-14	64.2	3475	26	72	289.6
Tyler Caldwell	12	102.30	3-4-0	75.0	13	0	10	1.1
Zak Mikel	9	50.00	1-2-0	50.0	0	0	0	0.0
L.J. Castile	12	419.20	1-1-0	100.0	38	0	38	3.2
<b>Total</b>	12	144.77	283-440-14	64.3	3526	26	72	293.8
<b>Opponents</b>	12	119.21	201-385-18	52.2	2635	22	62	219.6

<b>Receiving</b>	<b>gp</b>	<b>no.</b>	<b>yds</b>	<b>avg</b>	<b>td</b>	<b>lg</b>	<b>avg/g</b>
L.J. Castile	12	52	737	14.2	9	56	61.4
Maurice Moore	12	46	502	10.9	2	68	41.8
Chance Dennis	11	40	637	15.9	4	72	57.9
Trevar Deed	12	34	276	8.1	2	31	23.0
Bill Franks	12	30	328	10.9	1	38	27.3
Carlton Ollie	11	17	161	9.5	1	19	14.6
Tim Smith	10	16	302	18.9	1	46	30.2
Brandon Lucas	12	11	79	7.2	1	32	6.6
Rafael Mitchell	11	8	118	14.8	1	39	10.7
Todd Bradford	10	7	139	19.9	0	44	13.9
Jamarcus Jackson	12	7	71	10.1	1	16	5.9
Ray Chisolm	10	5	74	14.8	1	47	7.4
Dex Hopkins	11	4	33	8.2	1	16	3.0
Jacob Sesma	11	3	25	8.3	0	11	2.3
Blake Swain	7	2	30	15.0	1	17	4.3
Reed Falkner	11	1	14	14.0	0	14	1.3
<b>Total</b>	12	283	3526	12.5	26	72	293.8
<b>Opponents</b>	12	201	2635	13.1	22	62	219.6

<b>Punt Returns</b>	<b>no.</b>	<b>yds</b>	<b>avg</b>	<b>td</b>	<b>lg</b>
Brandon Lucas	26	289	11.1	0	52
<b>Total</b>	26	289	11.1	0	52
<b>Opponents</b>	19	133	7.0	0	31

<b>Interceptions</b>	<b>no.</b>	<b>yds</b>	<b>avg</b>	<b>td</b>	<b>lg</b>
Garrett Williams	6	24	4.0	0	12
Dominique Davenport	5	45	9.0	0	21
Jerry Barnes	2	29	14.5	0	28
Xavier Triplett	1	2	2.0	0	2
Jared Turner	1	44	44.0	0	44
Hollan Fiu	1	0	0.0	0	0
Preston Felder	1	23	23.0	0	17
Dwight Tillman	1	15	15.0	0	15
<b>Total</b>	18	182	10.1	0	44
<b>Opponents</b>	14	224	16.0	2	55

<b>Kick Returns</b>	<b>no.</b>	<b>yds</b>	<b>avg</b>	<b>td</b>	<b>lg</b>
Maurice Moore	49	1057	21.6	0	57
Jamarcus Jackson	3	66	22.0	0	30
Brandon Lucas	2	37	18.5	0	25
Jacob Sesma	2	15	7.5	0	15
Dex Hopkins	1	0	0.0	0	0
TEAM	1	0	0.0	0	0
Kyle Van Ness	1	16	16.0	0	16
Hollan Fiu	1	10	10.0	0	10
<b>Total</b>	60	1201	20.0	0	57
<b>Opponents</b>	70	1342	19.2	0	42

<b>Fumble Returns</b>	<b>no.</b>	<b>yds</b>	<b>avg</b>	<b>td</b>	<b>lg</b>
Jerry Barnes	1	39	39.0	1	39
Kyle Van Ness	1	25	25.0	0	25
<b>Total</b>	2	64	32.0	1	39
<b>Opponents</b>	1	10	10.0	1	10





**2010 DELTA STATE UNIVERSITY FOOTBALL**  
**Delta State Univ. Overall Individual Statistics (as of Nov 30, 2010)**  
**All games**



Scoring	td	fg	PAT				d xp	s af	pts
			kick	rush	rcv	pass			
Trevar Deed	12	-	-	-	-	-	-	72	
Brandon Lucas	11	-	-	-	-	-	-	66	
L.J. Castile	9	-	-	-	1	-	-	56	
Matt Dean	-	6-10	23-30	-	-	-	-	41	
Micah Davis	5	-	-	-	-	3-5	-	30	
Matt Snyder	-	4-7	15-19	-	-	-	-	27	
Chance Dennis	4	-	-	-	1	-	-	26	
Rafael Mitchell	3	-	-	-	-	-	-	18	
Maurice Moore	2	-	-	-	-	-	-	12	
Clint Farrar	1	-	-	-	-	-	-	6	
Tim Smith	1	-	-	-	-	-	-	6	
Carlton Ollie	1	-	-	-	-	-	-	6	
Blake Swain	1	-	-	-	-	-	-	6	
Ray Chisolm	1	-	-	-	-	-	-	6	
Bill Franks	1	-	-	-	-	-	-	6	
Dex Hopkins	1	-	-	-	-	-	-	6	
Jamarcus Jackson	1	-	-	-	-	-	-	6	
Jerry Barnes	1	-	-	-	-	-	-	6	
Todd Bradford	-	-	-	-	1	-	-	2	
Zak Mikel	-	-	-	-	-	0-1	-	0	
<b>Total</b>	<b>55</b>	<b>10-17</b>	<b>38-49</b>	<b>-</b>	<b>3</b>	<b>3-6</b>	<b>-</b>	<b>404</b>	
<b>Opponents</b>	<b>44</b>	<b>14-18</b>	<b>37-42</b>	<b>-</b>	<b>-</b>	<b>0-2</b>	<b>-</b>	<b>345</b>	

Total Offense	g	plays	rush	pass	total	avg/g
Micah Davis	12	508	186	3475	3661	305.1
Trevar Deed	12	173	941	0	941	78.4
Brandon Lucas	12	96	661	0	661	55.1
Rafael Mitchell	11	17	102	0	102	9.3
Maurice Moore	12	14	95	0	95	7.9
Joe Jointer	5	7	81	0	81	16.2
Chance Dennis	11	4	65	0	65	5.9
Clint Farrar	3	6	56	0	56	18.7
L.J. Castile	12	2	9	38	47	3.9
Jamarcus Jackson	12	8	42	0	42	3.5
Zak Mikel	9	9	18	0	18	2.0
Bill Franks	12	2	12	0	12	1.0
Carlton Ollie	11	4	6	0	6	0.5
Tyler Caldwell	12	6	-16	13	-3	-0.2
<b>TEAM</b>	<b>6</b>	<b>8</b>	<b>-31</b>	<b>0</b>	<b>-31</b>	<b>-5.2</b>
<b>Total</b>	<b>12</b>	<b>864</b>	<b>2227</b>	<b>3526</b>	<b>5753</b>	<b>479.4</b>
<b>Opponents</b>	<b>12</b>	<b>868</b>	<b>2009</b>	<b>2635</b>	<b>4644</b>	<b>387.0</b>

Field Goals	fg	pct.	01-19	20-29	30-39	40-49	50-99	lg	blk
Matt Dean	6-10	60.0	0-0	3-4	2-4	1-2	0-0	48	4
Matt Snyder	4-7	57.1	0-0	0-1	2-3	2-2	0-1	42	0

FG Sequence	Delta State Univ.	Opponents
Jackson State	(33)	(24),(21)
Arkansas Tech	(36),(48)	-
Valdosta State	(22),(20),(24)	-
Henderson State	41	(21)
West Alabama	27	(27),(32),(29)
Arkansas-Monticello	(42),(30),50	(46),(22)
Harding	(36),(41)	(32)
West Georgia	-	35,48
North Alabama	24,34	28,(24)
Ouachita Baptist	34	(30),(25)
Lambuth	-	(47),37
North Alabama	35	(34)

Punting	no.	yds	avg	lg	tb	fc	i20	50+	blk
Tyler Caldwell	30	1294	43.1	72	1	4	3	7	0
Micah Davis	5	181	36.2	47	2	0	3	0	0
<b>Total</b>	<b>35</b>	<b>1475</b>	<b>42.1</b>	<b>72</b>	<b>3</b>	<b>4</b>	<b>6</b>	<b>7</b>	<b>0</b>
<b>Opponents</b>	<b>51</b>	<b>1827</b>	<b>35.8</b>	<b>60</b>	<b>4</b>	<b>1</b>	<b>16</b>	<b>5</b>	<b>0</b>

Kickoffs	no.	yds	avg	tb	ob	retn	net	ydln
Matt Snyder	78	4585	58.8	5	1			
<b>Total</b>	<b>78</b>	<b>4585</b>	<b>58.8</b>	<b>5</b>	<b>1</b>	<b>19.2</b>	<b>40.3</b>	<b>29</b>
<b>Opponents</b>	<b>67</b>	<b>3759</b>	<b>56.1</b>	<b>3</b>	<b>0</b>	<b>20.0</b>	<b>37.3</b>	<b>32</b>

Numbers in (parentheses) indicate field goal was made.



2010 DELTA STATE UNIVERSITY FOOTBALL  
Delta State Univ. Overall Individual Statistics (as of Nov 30, 2010)  
All games



All Purpose	g	rush	rcv	pr	kr	ir	total	avg/g
Maurice Moore	12	95	502	0	1057	0	1654	137.8
Trevar Deed	12	941	276	0	0	0	1217	101.4
Brandon Lucas	12	661	79	289	37	0	1066	88.8
L.J. Castile	12	9	737	0	0	0	746	62.2
Chance Dennis	11	65	637	0	0	0	702	63.8
Bill Franks	12	12	328	0	0	0	340	28.3
Tim Smith	10	0	302	0	0	0	302	30.2
Rafael Mitchell	11	102	118	0	0	0	220	20.0
Micah Davis	12	186	0	0	0	0	186	15.5
Jamarcus Jacks	12	42	71	0	66	0	179	14.9
Carlton Ollie	11	6	161	0	0	0	167	15.2
Todd Bradford	10	0	139	0	0	0	139	13.9
Joe Jointer	5	81	0	0	0	0	81	16.2
Ray Chisolm	10	0	74	0	0	0	74	7.4
Clint Farrar	3	56	0	0	0	0	56	18.7
Dominique Dave	12	0	0	0	0	45	45	3.8
Jared Turner	11	0	0	0	0	44	44	4.0
Jacob Sesma	11	0	25	0	15	0	40	3.6
Dex Hopkins	11	0	33	0	0	0	33	3.0
Blake Swain	7	0	30	0	0	0	30	4.3
Jerry Barnes	12	0	0	0	0	29	29	2.4
Garrett Williams	12	0	0	0	0	24	24	2.0
Preston Felder	12	0	0	0	0	23	23	1.9
Zak Mikel	9	18	0	0	0	0	18	2.0
Kyle Van Ness	12	0	0	0	16	0	16	1.3
Dwight Tillman	12	0	0	0	0	15	15	1.2
Reed Falkner	11	0	14	0	0	0	14	1.3
Hollan Fiu	12	0	0	0	10	0	10	0.8
Xavier Triplett	12	0	0	0	0	2	2	0.2
Tyler Caldwell	12	-16	0	0	0	0	-16	-1.3
TEAM	6	-31	0	0	0	0	-31	-5.2
Total	12	2227	3526	289	1201	182	7425	618.8
Opponents	12	2009	2635	133	1342	224	6343	528.6



**2010 DELTA STATE UNIVERSITY FOOTBALL**  
**Delta State Univ. Overall Defensive Statistics (as of Nov 30, 2010)**  
**All games**



##	Defensive Leaders	gp	Tackles				tfl/yds	Sacks no-yds	Pass defense			Fumbles		blkd	
			ua	a	tot				int-yds	brup	qbh	rcv-yds	ff	kick	saf
6	Garrett Williams	12	67	38	105	9.0-39	2.5-21	6-24	5	4	.	2	.	.	
7	Xavier Triplett	12	34	44	78	10.0-31	1.0-12	1-2	6	4	.	3	.	.	
23	Brett Butler	11	26	25	51	4.0-14	1.0-4	.	2	.	.	.	.	.	
10	Hollan Fiu	12	17	34	51	6.5-17	0.5-2	1-0	1	4	1-0	.	.	.	
48	Robert Hogan	12	18	32	50	7.0-27	2.5-22	.	.	3	.	.	.	.	
93	Joe Marshall	12	21	27	48	9.5-47	4.0-29	.	.	4	.	1	.	.	
28	Preston Felder	12	23	23	46	0.5-1	.	1-23	4	.	.	.	.	.	
5	Dwight Tillman	12	29	15	44	5.0-16	.	1-15	9	.	1-0	2	.	.	
94	Mark Hoskins	12	13	28	41	5.5-12	.	.	1	3	2-0	1	.	.	
2	Dominique Davenport	12	26	14	40	1.0-3	.	5-45	7	2	.	.	.	.	
29	Melvin Griffin	12	19	21	40	3.5-12	1.0-5	.	.	1	1-0	1	.	.	
95	David Williams	12	11	27	38	4.0-27	2.5-23	.	.	1	1-0	1	.	.	
35	Kyle Van Ness	12	18	20	38	.	.	.	.	.	1-25	.	.	.	
24	Jerry Barnes	12	20	18	38	1.5-3	.	2-29	3	.	1-39	1	.	.	
70	Matt Melton	12	9	16	25	1.5-5	.	.	2	.	2-0	.	.	.	
22	Kenny Barnes	10	14	9	23	3.0-4	.	.	.	1	.	.	.	.	
92	Eljae Faoagali	10	8	14	22	2.5-9	1.0-7	.	.	3	.	.	.	.	
21	Jared Turner	11	13	8	21	.	.	1-44	1	.	.	.	.	.	
91	Anthony Daniels	11	10	10	20	4.5-15	1.0-7	.	1	4	.	.	1	.	
40	Tyler Seau	12	10	10	20	3.0-7	0.5-2	.	1	2	.	.	.	.	
85	Chance Starkweather	10	4	12	16	3.0-10	0.5-3	.	.	2	.	.	.	.	
20	Ken Griffin	9	9	5	14	.	.	.	.	.	.	.	.	.	
44	Bill Hawkins	11	6	8	14	1.5-4	.	.	.	.	.	.	.	.	
97	Robbie Mayers	12	4	9	13	1.5-8	1.0-7	.	.	1	.	.	.	.	
8	Todd Bradford	10	7	3	10	.	.	.	.	.	.	.	.	.	
27	Trenton Warren	9	3	4	7	.	.	.	.	.	.	.	.	.	
30	Kelvin Boston	6	3	2	5	0.5-1	.	.	.	.	.	.	.	.	
49	Matt Snyder	12	4	1	5	.	.	.	.	.	.	.	.	.	
82	Carlton Ollie	11	3	2	5	.	.	.	.	.	.	.	.	.	
4	Rafael Mitchell	11	2	2	4	.	.	.	.	1	.	.	.	.	
1	Trevar Deed	12	2	1	3	.	.	.	.	.	.	.	.	.	
25	Brandon Lucas	12	2	1	3	.	.	.	.	.	.	.	.	.	
33	Joe Jointer	5	.	2	2	.	.	.	.	.	.	.	.	.	
3	Blake Swain	7	2	.	2	.	.	.	.	.	.	.	.	.	
84	Jacob Sesma	11	1	1	2	.	.	.	.	.	.	.	.	.	
88	Chance Dennis	11	2	.	2	.	.	.	.	.	.	.	.	.	
26	LeDarius Cage	1	.	1	1	.	.	.	.	.	.	.	.	.	
47	Justin Whitley	1	1	.	1	.	.	.	.	.	.	.	.	.	
73	Darrell Leopold	12	1	.	1	.	.	.	.	.	.	.	.	.	
77	Kendall Hunter	12	.	1	1	.	.	.	.	.	.	.	.	.	
81	Bill Franks	12	1	.	1	.	.	.	.	.	.	.	.	.	
55	Phillip Yandall	12	.	1	1	.	.	.	.	.	.	.	.	.	
32	Jamarcus Jackson	12	.	1	1	.	.	.	.	.	.	.	.	.	
17	D'Andre Wood	1	1	.	1	.	.	.	.	.	.	.	.	.	
14	Maurice Moore	12	1	.	1	.	.	.	.	.	.	.	.	.	
12	Micah Davis	12	1	.	1	.	.	.	.	.	.	.	.	.	
34	LeVon Floyd	4	1	.	1	.	.	.	.	.	.	.	.	.	
TM	TEAM	6	.	.	.	.	.	.	.	.	1-0	.	.	.	
16	L.J. Castile	12	.	.	.	.	.	.	.	.	.	.	1	.	
	Total	12	467	490	957	88-312	19-144	18-182	43	40	11-64	12	2	.	
	Opponents	12	548	330	878	67-251	13-100	14-224	36	33	11-10	10	12	1	





**2010 DELTA STATE UNIVERSITY FOOTBALL**  
Delta State Univ. Combined Team Statistics (as of Nov 30, 2010)  
All games



Date	Opponent	Score	Att.
Sep 04, 2010	at Jackson State	L 17-32	12655
Sep 09, 2010	ARKANSAS TECH	W 27-25	4123
* Sep 18, 2010	at #20 Valdosta State	W 27-23	3366
* Sep 25, 2010	HENDERSON STATE	W 41-37	7333
* Sep 30, 2010	#15 WEST ALABAMA	W 41-37	4123
* Oct 07, 2010	at Arkansas-Monticello	W 34-20	2548
* Oct 16, 2010	HARDING	L 35-38	7102
* 10/23/10	at West Georgia	W 54-34	4778
* Oct 28, 2010	#21 NORTH ALABAMA	L 7-31	5123
* Nov 06, 2010	at Ouachita Baptist	W 33-27	3100
Nov 13, 2010	at Lambuth	W 41-17	1001
# Nov 27, 2010	#25 NORTH ALABAMA	W 47-24	4123

\* - Gulf South Conference game  
# - NCAA Division II Football Championships

Record:	Overall	Home	Away	Neutral
All games	9-3	4-2	5-1	0-0
Conference	6-2	2-2	4-0	0-0
Non-Conference	3-1	2-0	1-1	0-0

Team Statistics	DSU	OPP
FIRST DOWNS	280	263
Rushing	99	106
Passing	163	119
Penalty	18	38
RUSHING YARDAGE	2227	2009
Rushing Attempts	424	483
Average Per Rush	5.3	4.2
Average Per Game	185.6	167.4
TDs Rushing	28	19
PASSING YARDAGE	3526	2635
Comp-Att-Int	283-440-14	201-385-18
Average Per Pass	8.0	6.8
Average Per Catch	12.5	13.1
Average Per Game	293.8	219.6
TDs Passing	26	22
TOTAL OFFENSE	5753	4644
Average Per Play	6.7	5.4
Average Per Game	479.4	387.0
KICK RETURNS: #-Yards	60-1201	70-1342
PUNT RETURNS: #-Yards	26-289	19-133
INT RETURNS: #-Yards	18-182	14-224
FUMBLES-LOST	18-12	20-11
PENALTIES-Yards	146-1333	72-595
PUNTS-AVG	35-42.1	51-35.8
TIME OF POSSESSION/Game	29:23	29:41
3RD-DOWN Conversions	68/159	62/170
4TH-DOWN Conversions	10/28	15/25

Rushing	gp	att	gain	loss	net	avg	td	lg	avg/g
Trevar Deed	12	173	994	53	941	5.4	10	69	78.4
Brandon Lucas	12	96	683	22	661	6.9	10	37	55.1
Micah Davis	12	75	320	134	186	2.5	5	36	15.5
Rafael Mitchell	11	17	105	3	102	6.0	2	36	9.3
Maurice Moore	12	14	114	19	95	6.8	0	23	7.9
Joe Jointer	5	7	86	5	81	11.6	0	50	16.2
Chance Dennis	11	4	65	0	65	16.2	0	27	5.9
Clint Farrar	3	6	56	0	56	9.3	1	23	18.7
Jamarcus Jackson	12	8	44	2	42	5.2	0	17	3.5
Zak Mikel	9	7	22	4	18	2.6	0	9	2.0
Bill Franks	12	2	12	0	12	6.0	0	7	1.0
L.J. Castile	12	1	9	0	9	9.0	0	9	0.8
Carlton Ollie	11	4	10	4	6	1.5	0	9	0.5
Tyler Caldwell	12	2	0	16	-16	-8.0	0	0	-1.3
TEAM	6	8	0	31	-31	-3.9	0	0	-5.2
Total	12	424	2520	293	2227	5.3	28	69	185.6
Opponents	12	483	2361	352	2009	4.2	19	41	167.4

Interceptions	no.	yds	avg	td	lg
Garrett Williams	6	24	4.0	0	12
Dominique Davenport	5	45	9.0	0	21
Jerry Barnes	2	29	14.5	0	28
Dwight Tillman	1	15	15.0	0	15
Jared Turner	1	44	44.0	0	44
Xavier Triplett	1	2	2.0	0	2
Hollan Fiu	1	0	0.0	0	0
Preston Felder	1	23	23.0	0	17

Passing	gp	effic	comp-att-int	pct	yds	td	lg	avg/g
Micah Davis	12	144.97	278-433-14	64.2	3475	26	72	289.6
Tyler Caldwell	12	102.30	3-4-0	75.0	13	0	10	1.1
Zak Mikel	9	50.00	1-2-0	50.0	0	0	0	0.0
L.J. Castile	12	419.20	1-1-0	100.0	38	0	38	3.2
Total	12	144.77	283-440-14	64.3	3526	26	72	293.8
Opponents	12	119.21	201-385-18	52.2	2635	22	62	219.6

Punting	no.	yds	avg	lg	tb	fc	i20	50+	blk
Tyler Caldwell	30	1294	43.1	72	1	4	3	7	0
Micah Davis	5	181	36.2	47	2	0	3	0	0

Receiving	gp	no.	yds	avg	td	lg	avg/g
L.J. Castile	12	52	737	14.2	9	56	61.4
Maurice Moore	12	46	502	10.9	2	68	41.8
Chance Dennis	11	40	637	15.9	4	72	57.9
Trevar Deed	12	34	276	8.1	2	31	23.0
Bill Franks	12	30	328	10.9	1	38	27.3
Carlton Ollie	11	17	161	9.5	1	19	14.6
Tim Smith	10	16	302	18.9	1	46	30.2
Brandon Lucas	12	11	79	7.2	1	32	6.6
Rafael Mitchell	11	8	118	14.8	1	39	10.7
Todd Bradford	10	7	139	19.9	0	44	13.9
Jamarcus Jackson	12	7	71	10.1	1	16	5.9
Ray Chisolm	10	5	74	14.8	1	47	7.4
Dex Hopkins	11	4	33	8.2	1	16	3.0
Jacob Sesma	11	3	25	8.3	0	11	2.3
Blake Swain	7	2	30	15.0	1	17	4.3
Reed Falkner	11	1	14	14.0	0	14	1.3
Total	12	283	3526	12.5	26	72	293.8
Opponents	12	201	2635	13.1	22	62	219.6

Punt Returns	no.	yds	avg	td	lg
Brandon Lucas	26	289	11.1	0	52
Total	26	289	11.1	0	52
Opponents	19	133	7.0	0	31

Kick Returns	no.	yds	avg	td	lg
Maurice Moore	49	1057	21.6	0	57
Jamarcus Jackson	3	66	22.0	0	30
Jacob Sesma	2	15	7.5	0	15
Brandon Lucas	2	37	18.5	0	25
Kyle Van Ness	1	16	16.0	0	16
Hollan Fiu	1	10	10.0	0	10
TEAM	1	0	0.0	0	0
Dex Hopkins	1	0	0.0	0	0
Total	60	1201	20.0	0	57
Opponents	70	1342	19.2	0	42

Field Goals	fg	pct.	01-19	20-29	30-39	40-49	50-99	lg	blk
Matt Dean	6-10	60.0	0-0	3-4	2-4	1-2	0-0	48	4
Matt Snyder	4-7	57.1	0-0	0-1	2-3	2-2	0-1	42	0

All Purpose	g	rush	rcv	pr	kr	ir	total	avg/g
Maurice Moore	12	95	502	0	1057	0	1654	137.8
Trevar Deed	12	941	276	0	0	0	1217	101.4
Brandon Lucas	12	661	79	289	37	0	1066	88.8
L.J. Castile	12	9	737	0	0	0	746	62.2
Chance Dennis	11	65	637	0	0	0	702	63.8
Total	12	2227	3526	289	1201	182	7425	618.8
Opponents	12	2009	2635	133	1342	224	6343	528.6

Scoring	td	fg	PAT			dxp	saf	pts
			kick	rush	rcv			
Trevar Deed	12	-	-	-	-	-	-	72
Brandon Lucas	11	-	-	-	-	-	-	66
L.J. Castile	9	-	-	-	1	-	-	56
Matt Dean	-	6-10	23-30	-	-	-	-	41
Micah Davis	5	-	-	-	3-5	-	-	30
Matt Snyder	-	4-7	15-19	-	-	-	-	27
Chance Dennis	4	-	-	-	1	-	-	26
Rafael Mitchell	3	-	-	-	-	-	-	18
Maurice Moore	2	-	-	-	-	-	-	12

Total Offense	g	plays	rush	pass	total	avg/g
Micah Davis	12	508	186	3475	3661	305.1
Trevar Deed	12	173	941	0	941	78.4
Brandon Lucas	12	96	661	0	661	55.1



**2010 DELTA STATE UNIVERSITY FOOTBALL**  
Delta State Univ. Team Game-by-Game (as of Nov 30, 2010)  
All games



**TEAM STATISTICS**

Date	Opponent	Rushing				Receiving				Passing				Kick Returns				Punt Returns				tot off
		no.	yds	td	lg	no.	yds	td	lg	cmp-att-int	yds	td	lg	no.	yds	td	lg	no.	yds	td	lg	
Sep 04	at Jackson State	26	95	1	23	23	371	1	68	23-40-3	371	1	68	7	168	0	40	3	49	0	26	466
Sep 09	ARKANSAS TECH	27	116	1	69	15	183	1	32	15-28-1	183	1	32	5	88	0	30	3	11	0	4	299
Sep 18	at Valdosta State	42	111	0	9	27	275	3	72	27-32-1	275	3	72	4	97	0	37	1	5	0	5	386
Sep 25	HENDERSON STATE	43	331	6	50	18	225	0	26	18-32-1	225	0	26	6	81	0	21	1	6	0	6	556
Sep 30	WEST ALABAMA	28	126	1	27	35	412	5	48	35-49-0	412	5	48	7	174	0	46	2	0	0	2	538
Oct 07	at Arkansas-Monticello	34	187	2	27	21	284	2	35	21-32-1	284	2	35	4	70	0	31	2	0	0	0	471
Oct 16	HARDING	26	138	2	27	18	292	2	47	18-32-1	292	2	47	7	168	0	57	3	45	0	40	430
10/23/10	at West Georgia	35	284	5	37	18	302	3	56	18-29-1	302	3	56	2	28	0	14	2	2	0	1	586
Oct 28	NORTH ALABAMA	31	101	0	28	32	278	1	27	32-56-3	278	1	27	6	136	0	40	3	50	0	45	379
Nov 06	at Ouachita Baptist	32	111	4	27	25	296	1	38	25-42-1	296	1	38	6	95	0	30	3	37	0	25	407
Nov 13	at Lambuth	44	268	2	57	32	443	4	47	32-43-1	443	4	47	2	11	0	11	1	34	0	34	711
Nov 27	NORTH ALABAMA	56	359	4	43	19	165	3	17	19-25-0	165	3	17	4	85	0	28	2	50	0	52	524
Delta State Univ.		424	2227	28	69	283	3526	26	72	283-440-14	3526	26	72	60	1201	0	57	26	289	0	52	5753
		483	2009	19	41	201	2635	22	62	201-385-18	2635	22	62	70	1342	0	42	19	133	0	31	4644

Games played: 12  
 Avg per rush: 5.3  
 Avg per catch: 12.5  
 Pass efficiency: 144.77  
 Kick ret avg: 20.0  
 Punt ret avg: 11.1  
 All purpose avg/game: 618.8  
 Total offense avg/gm: 479.4

Date	Opponent	Tackles				Sacks no-yds	Fumble		Pass Defense			Blkd kick	PAT Attempts				pts	
		ua	a	total	tfl-yds		ff	fr-yds	int-yds	qbh	brup		kick	rush	rcv	saf		
Sep 04	at Jackson State	41	38	79	12.0-46	2.0-27	0	0-0	1-0	0	2	1	2-2	0	0	0	0	17
Sep 09	ARKANSAS TECH	39	42	81	12.0-37	2.0-15	2	2-39	4-33	3	2	0	3-3	0	0	0	0	27
Sep 18	at Valdosta State	31	60	91	6.0-12	1.0-4	1	2-0	1-7	3	4	0	0-3	0	0	0	0	27
Sep 25	HENDERSON STATE	43	42	85	6.0-29	1.0-7	1	1-0	1-17	5	6	1	3-4	0	1	0	0	41
Sep 30	WEST ALABAMA	44	32	76	7.0-24	1.0-9	0	0-0	0-0	7	6	0	5-5	0	0	0	0	41
Oct 07	at Arkansas-Monticello	33	26	59	7.0-10	0.0-0	1	2-0	2-6	2	1	0	4-4	0	0	0	0	34
Oct 16	HARDING	53	36	89	10.0-51	3.0-27	3	1-0	0-0	2	0	0	3-3	0	1	0	0	35
10/23/1	at West Georgia	54	50	104	5.0-21	3.0-18	0	0-0	0-0	2	4	0	6-8	0	0	0	0	54
Oct 28	NORTH ALABAMA	33	38	71	7.0-22	0.0-0	0	0-0	0-0	2	2	0	1-1	0	0	0	0	7
Nov 06	at Ouachita Baptist	53	32	85	6.0-21	2.0-12	2	1-0	3-46	4	7	0	1-4	0	1	0	0	33
Nov 13	at Lambuth	26	50	76	6.0-29	3.0-20	2	2-25	4-46	6	2	0	5-5	0	0	0	0	41
Nov 27	NORTH ALABAMA	17	44	61	4.0-10	1.0-5	0	0-0	2-27	4	7	0	5-7	0	0	0	0	47
Delta State Univ.		467	490	957	88.0-312	19.0-144	12	11-64	18-182	40	43	2	38-49	0	3	0	0	404
		548	330	878	67.0-251	12.0-91	10	11-10	14-224	33	36	12	37-42	0	0	1	0	345

Date	Opponent	Punting								Field Goals			Kickoffs					
		no.	yds	avg	long	blkd	tb	fc	50+	i20	md-att	long	blkd	no.	yds	avg	tb	ob
Sep 04	at Jackson State	3	105	35.0	42	0	1	1	0	0	1-1	33	0	4	243	60.8	0	0
Sep 09	ARKANSAS TECH	4	187	46.8	58	0	1	0	2	1	2-2	48	0	6	369	61.5	1	0
Sep 18	at Valdosta State	2	77	38.5	48	0	0	0	0	1	3-3	24	0	8	480	60.0	0	0
Sep 25	HENDERSON STATE	2	77	38.5	43	0	0	0	0	0	0-1	0	1	7	378	54.0	0	1
Sep 30	WEST ALABAMA	2	82	41.0	42	0	0	1	0	0	0-1	0	1	7	438	62.6	1	0
Oct 07	at Arkansas-Monticello	3	162	54.0	72	0	0	0	1	1	2-3	42	0	7	383	54.7	0	0
Oct 16	HARDING	5	162	32.4	40	0	0	1	0	0	2-2	41	0	7	423	60.4	0	0
10/23/1	at West Georgia	3	152	50.7	62	0	0	0	2	0	0-0	0	0	9	541	60.1	1	0
Oct 28	NORTH ALABAMA	2	71	35.5	41	0	0	0	0	1	0-2	0	0	2	114	57.0	0	0
Nov 06	at Ouachita Baptist	5	246	49.2	64	0	0	0	2	2	0-1	0	1	6	395	65.8	2	0
Nov 13	at Lambuth	2	83	41.5	47	0	1	0	0	0	0-0	0	0	7	358	51.1	0	0
Nov 27	NORTH ALABAMA	2	71	35.5	36	0	0	1	0	0	0-1	0	1	8	463	57.9	0	0
Delta State Univ.		35	1475	42.1	72	0	3	4	7	6	10-17	48	4	78	4585	58.8	5	1
		51	1827	35.8	60	0	4	1	5	16	14-18	47	0	67	3759	56.1	3	0



**2010 DELTA STATE UNIVERSITY FOOTBALL**  
Delta State Univ. Opponent Game-by-Game (as of Nov 30, 2010)  
All games



**OPPONENT STATISTICS**

Date	Opponent	Rushing				Receiving				Passing				Kick Returns				Punt Returns				tot off
		no.	yds	td	lg	no.	yds	td	lg	cmp-att-int	yds	td	lg	no.	yds	td	lg	no.	yds	td	lg	
Sep 04	at Jackson State	35	97	0	22	27	404	3	62	27-47-1	404	3	62	4	72	0	28	1	-2	0	0	501
Sep 09	ARKANSAS TECH	45	99	2	10	15	158	2	24	15-31-4	158	2	24	5	118	0	35	2	2	0	8	257
Sep 18	at Valdosta State	42	158	1	25	15	145	1	25	15-26-1	145	1	25	8	132	0	26	1	3	0	3	303
Sep 25	HENDERSON STATE	40	240	3	35	21	211	1	26	21-36-1	211	1	26	6	88	0	27	2	20	0	11	451
Sep 30	WEST ALABAMA	33	187	0	32	27	336	4	27	27-46-0	336	4	27	6	117	0	33	1	9	0	9	523
Oct 07	at Arkansas-Monticello	40	170	1	26	3	72	1	43	3-13-2	72	1	43	7	123	0	41	2	31	0	31	242
Oct 16	HARDING	64	257	1	30	6	143	4	44	6-16-0	143	4	44	7	156	0	38	2	12	0	11	400
10/23/10	at West Georgia	61	237	4	17	15	194	1	36	15-35-0	194	1	36	7	142	0	42	2	13	0	9	431
Oct 28	NORTH ALABAMA	35	206	3	41	19	220	1	45	19-28-0	220	1	45	2	40	0	28	1	11	0	11	426
Nov 06	at Ouachita Baptist	39	136	2	12	24	382	1	44	24-45-3	382	1	44	4	73	0	26	3	14	0	10	518
Nov 13	at Lambuth	33	156	1	41	12	162	1	58	12-23-4	162	1	58	6	102	0	38	1	22	0	22	318
Nov 27	NORTH ALABAMA	16	66	1	21	17	208	2	34	17-39-2	208	2	34	8	179	0	37	1	-2	0	0	274
Opponents		483	2009	19	41	201	2635	22	62	201-385-18	2635	22	62	70	1342	0	42	19	133	0	31	4644
		424	2227	28	69	283	3526	26	72	283-440-14	3526	26	72	60	1201	0	57	26	289	0	52	5753

Games played: 12  
 Avg per rush: 4.2  
 Avg per catch: 13.1  
 Pass efficiency: 119.21  
 Kick ret avg: 19.2  
 Punt ret avg: 7.0  
 All purpose avg/game: 528.6  
 Total offense avg/gm: 387.0

Date	Opponent	Tackles				Sacks no-yds	Fumble		Pass Defense			Blkd kick	PAT Attempts				saf	pts
		ua	a	total	tfl-yds		ff	fr-yds	int-yds	qbh	brup		kick	rush	rcv			
Sep 04	at Jackson State	44	20	64	8.0-21	2.0-8	2	2-10	3-50	1	2	0	2-4	0	0	0	0	32
Sep 09	ARKANSAS TECH	32	24	56	9.0-48	3.0-23	1	2-0	1-0	1	2	0	1-2	0	0	0	0	25
Sep 18	at Valdosta State	43	46	89	3.0-7	0.0-0	3	0-0	1-55	5	0	2	3-3	0	0	1	23	
Sep 25	HENDERSON STATE	51	18	69	0.0-0	0.0-0	0	1-0	1-0	4	3	2	4-5	0	0	0	37	
Sep 30	WEST ALABAMA	55	18	73	4.0-12	0.0-0	1	2-0	0-0	3	2	1	4-4	0	0	0	37	
Oct 07	at Arkansas-Monticello	46	22	68	6.0-18	1.0-9	0	0-0	1-0	1	4	0	2-2	0	0	0	20	
Oct 16	HARDING	41	16	57	9.0-28	3.0-20	1	1-0	1-26	4	1	1	5-5	0	0	0	38	
10/23/1	at West Georgia	31	28	59	3.0-12	0.0-0	0	1-0	1-27	1	5	0	4-5	0	0	0	34	
Oct 28	NORTH ALABAMA	52	32	84	7.0-32	2.0-11	0	1-0	3-11	1	7	0	4-4	0	0	0	31	
Nov 06	at Ouachita Baptist	48	24	72	6.0-20	1.0-7	1	0-0	1-31	9	9	4	3-3	0	0	0	27	
Nov 13	at Lambuth	60	30	90	7.0-43	1.0-13	1	1-0	1-24	2	1	0	2-2	0	0	0	17	
Nov 27	NORTH ALABAMA	45	52	97	5.0-10	0.0-0	0	0-0	0-0	1	0	2	3-3	0	0	0	24	
Opponents		548	330	878	67.0-251	12.0-91	10	11-10	14-224	33	36	12	37-42	0	0	1	345	
		467	490	957	88.0-312	19.0-144	12	11-64	18-182	40	43	2	38-49	0	3	0	404	

Date	Opponent	Punting									Field Goals			Kickoffs				
		no.	yds	avg	long	blkd	tb	fc	50+	i20	md-att	long	blkd	no.	yds	avg	tb	ob
Sep 04	at Jackson State	4	106	26.5	43	0	1	0	0	0	2-2	24	0	7	415	59.3	0	0
Sep 09	ARKANSAS TECH	5	173	34.6	42	0	0	0	0	1	0-0	0	0	5	265	53.0	0	0
Sep 18	at Valdosta State	3	120	40.0	47	0	0	0	0	1	0-0	0	0	4	231	57.8	0	0
Sep 25	HENDERSON STATE	4	137	34.2	51	0	0	0	1	2	1-1	21	0	7	403	57.6	0	0
Sep 30	WEST ALABAMA	2	60	30.0	41	0	0	0	0	0	3-3	32	0	8	420	52.5	0	0
Oct 07	at Arkansas-Monticello	4	184	46.0	52	0	0	0	1	2	2-2	46	0	5	252	50.4	0	0
Oct 16	HARDING	5	187	37.4	48	0	0	0	0	2	1-1	32	0	7	419	59.9	0	0
10/23/1	at West Georgia	6	208	34.7	60	0	1	0	1	1	0-2	0	0	5	271	54.2	2	0
Oct 28	NORTH ALABAMA	5	191	38.2	55	0	1	0	1	3	1-2	24	0	6	348	58.0	0	0
Nov 06	at Ouachita Baptist	4	140	35.0	43	0	0	1	0	1	2-2	30	0	6	324	54.0	0	0
Nov 13	at Lambuth	4	154	38.5	51	0	0	0	1	1	1-2	47	0	2	96	48.0	0	0
Nov 27	NORTH ALABAMA	5	167	33.4	41	0	1	0	0	2	1-1	34	0	5	315	63.0	1	0
Opponents		51	1827	35.8	60	0	4	1	5	16	14-18	47	0	67	3759	56.1	3	0
		35	1475	42.1	72	0	3	4	7	6	10-17	48	4	78	4585	58.8	5	1





2010 DELTA STATE UNIVERSITY FOOTBALL  
Delta State Univ. Game Superlatives (as of Nov 30, 2010)  
All games



INDIVIDUAL GAME HIGHS

Rushes	25	Trevor Deed vs Henderson State (Sep 25, 2010)
Yards Rushing	139	Brandon Lucas at West Georgia (10/23/10)
TD Rushes	3	Trevor Deed vs Henderson State (Sep 25, 2010)
	3	Brandon Lucas at West Georgia (10/23/10)
	3	Trevor Deed at Ouachita Baptist (Nov 06, 2010)
Long Rush	69	Trevor Deed vs Arkansas Tech (Sep 09, 2010)
Pass attempts	55	Micah Davis vs North Alabama (Oct 28, 2010)
Pass completions	34	Micah Davis vs West Alabama (Sep 30, 2010)
Yards Passing	438	Micah Davis at Lambuth (Nov 13, 2010)
TD Passes	5	Micah Davis vs West Alabama (Sep 30, 2010)
Long Pass	72	Micah Davis at Valdosta State (Sep 18, 2010)
Receptions	9	L.J. Castile vs West Alabama (Sep 30, 2010)
Yards Receiving	114	Chance Dennis at Arkansas-Monticello (Oct 07, 2010)
TD Receptions	3	L.J. Castile vs West Alabama (Sep 30, 2010)
Long Reception	72	Chance Dennis at Valdosta State (Sep 18, 2010)
Field Goals	3	Matt Dean at Valdosta State (Sep 18, 2010)
Long Field Goal	48	Matt Dean vs Arkansas Tech (Sep 09, 2010)
Punts	5	Tyler Caldwell vs Harding (Oct 16, 2010)
	5	Tyler Caldwell at Ouachita Baptist (Nov 06, 2010)
Punting Avg	58.0	Tyler Caldwell at Arkansas-Monticello (Oct 07, 2010)
Long Punt	72	Tyler Caldwell at Arkansas-Monticello (Oct 07, 2010)
Long Punt Return	52	Brandon Lucas vs North Alabama (Nov 27, 2010)
Long Kickoff Return	57	Maurice Moore vs Harding (Oct 16, 2010)
Tackles	15	Garrett Williams at Jackson State (Sep 04, 2010)
Sacks	2.0	Joe Marshall vs Arkansas Tech (Sep 09, 2010)
Tackles For Loss	4.5	Xavier Triplett at Jackson State (Sep 04, 2010)
Interceptions	2	Garrett Williams vs Arkansas Tech (Sep 09, 2010)
	2	Dominique Davenport at Lambuth (Nov 13, 2010)



2010 DELTA STATE UNIVERSITY FOOTBALL  
Delta State Univ. Game Superlatives (as of Nov 30, 2010)  
All games



TEAM GAME HIGHS

Rushes	56	vs North Alabama (Nov 27, 2010)
Yards Rushing	359	vs North Alabama (Nov 27, 2010)
Yards Per Rush	8.1	at West Georgia (10/23/10)
TD Rushes	6	vs Henderson State (Sep 25, 2010)
Pass attempts	56	vs North Alabama (Oct 28, 2010)
Pass completions	35	vs West Alabama (Sep 30, 2010)
Yards Passing	443	at Lambuth (Nov 13, 2010)
Yards Per Pass	10.4	at West Georgia (10/23/10)
TD Passes	5	vs West Alabama (Sep 30, 2010)
Total Plays	87	vs North Alabama (Oct 28, 2010)
	87	at Lambuth (Nov 13, 2010)
Total Offense	711	at Lambuth (Nov 13, 2010)
Yards Per Play	9.2	at West Georgia (10/23/10)
Points	54	at West Georgia (10/23/10)
Sacks By	3	vs Harding (Oct 16, 2010)
	3	at West Georgia (10/23/10)
	3	at Lambuth (Nov 13, 2010)
First Downs	35	at Lambuth (Nov 13, 2010)
Penalties	20	vs Arkansas Tech (Sep 09, 2010)
Penalty Yards	194	at Lambuth (Nov 13, 2010)
Turnovers	5	at Jackson State (Sep 04, 2010)
Interceptions By	4	vs Arkansas Tech (Sep 09, 2010)
	4	at Lambuth (Nov 13, 2010)



2010 DELTA STATE UNIVERSITY FOOTBALL  
Delta State Univ. Game Superlatives (as of Nov 30, 2010)  
All games



OPPONENT INDIVIDUAL GAME HIGHS

Rushes	25	Josh Powell, vs Harding (Oct 16, 2010)
Yards Rushing	133	Kale Gelles, vs Harding (Oct 16, 2010)
TD Rushes	2	Casey Henderson, vs Arkansas Tech (Sep 09, 2010)
	2	Georgio Hall, vs Henderson State (Sep 25, 2010)
	2	Yusuf Holloway, at West Georgia (10/23/10)
	2	Wes Holland, vs North Alabama (Oct 28, 2010)
	2	Eli Cranor, at Ouachita Baptist (Nov 06, 2010)
Long Rush	41	Wes Holland, vs North Alabama (Oct 28, 2010)
	41	M. Williams, at Lambuth (Nov 13, 2010)
Pass attempts	47	THERRIAULT, Ca., at Jackson State (Sep 04, 2010)
Pass completions	27	THERRIAULT, Ca., at Jackson State (Sep 04, 2010)
	27	Deon Williams, vs West Alabama (Sep 30, 2010)
Yards Passing	404	THERRIAULT, Ca., at Jackson State (Sep 04, 2010)
TD Passes	4	Deon Williams, vs West Alabama (Sep 30, 2010)
	4	Josh Powell, vs Harding (Oct 16, 2010)
Long Pass	62	THERRIAULT, Ca., at Jackson State (Sep 04, 2010)
Receptions	9	Rod Jefferson, at Lambuth (Nov 13, 2010)
Yards Receiving	136	Jaime Harris, at Ouachita Baptist (Nov 06, 2010)
TD Receptions	2	Randy Lowery, vs West Alabama (Sep 30, 2010)
	2	Jordan Watson, vs Harding (Oct 16, 2010)
	2	Charles McClain, vs North Alabama (Nov 27, 2010)
Long Reception	62	MAYES, Anthony, at Jackson State (Sep 04, 2010)
Field Goals	3	Brock Sharp, vs West Alabama (Sep 30, 2010)
Long Field Goal	47	Nate O'Jibway, at Lambuth (Nov 13, 2010)
Punts	6	Davis Brackett, at West Georgia (10/23/10)
Punting Avg	46.0	Derek Jambon, at Arkansas-Monticello (Oct 07, 2010)
Long Punt	60	Davis Brackett, at West Georgia (10/23/10)
Long Punt Return	31	Jywin Ceasar, at Arkansas-Monticello (Oct 07, 2010)
Long Kickoff Return	42	James Kennebrew, at West Georgia (10/23/10)
Tackles	19	Larry Dean, at Valdosta State (Sep 18, 2010)
Sacks	2.0	J. Blanchard, vs Harding (Oct 16, 2010)
Tackles For Loss	4.0	Steven Wesley, vs North Alabama (Oct 28, 2010)
Interceptions	2	DANDRIDGE, Tim, at Jackson State (Sep 04, 2010)





2010 DELTA STATE UNIVERSITY FOOTBALL  
Delta State Univ. Game Superlatives (as of Nov 30, 2010)  
All games



OPPONENT TEAM GAME HIGHS

Rushes	64	vs Harding (Oct 16, 2010)
Yards Rushing	257	vs Harding (Oct 16, 2010)
Yards Per Rush	6.0	vs Henderson State (Sep 25, 2010)
TD Rushes	4	at West Georgia (10/23/10)
Pass attempts	47	at Jackson State (Sep 04, 2010)
Pass completions	27	at Jackson State (Sep 04, 2010)
	27	vs West Alabama (Sep 30, 2010)
Yards Passing	404	at Jackson State (Sep 04, 2010)
Yards Per Pass	8.9	vs Harding (Oct 16, 2010)
TD Passes	4	vs West Alabama (Sep 30, 2010)
	4	vs Harding (Oct 16, 2010)
Total Plays	96	at West Georgia (10/23/10)
Total Offense	523	vs West Alabama (Sep 30, 2010)
Yards Per Play	6.8	vs North Alabama (Oct 28, 2010)
Points	38	vs Harding (Oct 16, 2010)
Sacks By	3	vs Arkansas Tech (Sep 09, 2010)
	3	vs Harding (Oct 16, 2010)
First Downs	32	at West Georgia (10/23/10)
Penalties	10	vs Arkansas Tech (Sep 09, 2010)
Penalty Yards	80	vs Arkansas Tech (Sep 09, 2010)
Turnovers	6	vs Arkansas Tech (Sep 09, 2010)
	6	at Lambuth (Nov 13, 2010)
Interceptions By	3	at Jackson State (Sep 04, 2010)
	3	vs North Alabama (Oct 28, 2010)



**2010 DELTA STATE UNIVERSITY FOOTBALL**  
**Delta State Univ. Red-Zone Results (as of Nov 30, 2010)**  
**All games**



**Delta State Univ. Inside Opponent Red-Zone**

Date	Opponent	Score	Times In RZ	Times Scored	Total Pts	Rush TDs	Pass TDs	FGs Made	Failed to score inside RZ						
									FGA	Down	Int	Fumb	Half	Game	
Sep 04, 2010	at Jackson State	L 17-32	3	1	7	1	1	0	0	0	2	0	0	0	0
Sep 09, 2010	ARKANSAS TECH	W 27-25	1	1	3	0	0	1	0	0	0	0	0	0	0
Sep 18, 2010	at Valdosta State	W 27-23	5	5	21	2	0	3	0	0	0	0	0	0	0
Sep 25, 2010	HENDERSON STATE	W 41-37	5	5	33	5	5	0	0	0	0	0	0	0	0
Sep 30, 2010	WEST ALABAMA	W 41-37	7	5	34	5	1	0	1	0	0	1	0	0	0
Oct 07, 2010	at Arkansas-Monticello	W 34-20	4	4	20	2	1	2	0	0	0	0	0	0	0
Oct 16, 2010	HARDING	L 35-38	5	5	32	4	2	1	0	0	0	0	0	0	0
10/23/10	at West Georgia	W 54-34	3	3	21	3	2	0	0	0	0	0	0	0	0
Oct 28, 2010	NORTH ALABAMA	L 7-31	3	0	0	0	0	0	2	1	0	0	0	0	0
Nov 06, 2010	at Ouachita Baptist	W 33-27	8	5	33	5	4	0	1	1	1	0	0	0	0
Nov 13, 2010	at Lambuth	W 41-17	4	3	21	3	1	0	0	0	1	0	0	0	0
Nov 27, 2010	NORTH ALABAMA	W 47-24	5	4	27	4	1	0	1	0	0	0	0	0	0
Totals			53	41	252	34	18	7	5	2	4	1	0	0	0
41 of 53 (77.4%)															

**Opponents Inside Delta State Univ. Red-Zone**

Date	Opponent	Score	Times In RZ	Times Scored	Total Pts	Rush TDs	Pass TDs	FGs Made	Failed to score inside RZ						
									FGA	Down	Int	Fumb	Half	Game	
Sep 04, 2010	at Jackson State	L 17-32	5	5	25	3	0	2	0	0	0	0	0	0	0
Sep 09, 2010	ARKANSAS TECH	W 27-25	4	4	25	4	2	0	0	0	0	0	0	0	0
Sep 18, 2010	at Valdosta State	W 27-23	4	2	14	2	1	0	0	1	1	0	0	0	0
Sep 25, 2010	HENDERSON STATE	W 41-37	4	4	23	3	3	1	0	0	0	0	0	0	0
Sep 30, 2010	WEST ALABAMA	W 41-37	6	5	23	2	0	3	0	1	0	0	0	0	0
Oct 07, 2010	at Arkansas-Monticello	W 34-20	2	2	10	1	1	1	0	0	0	0	0	0	0
Oct 16, 2010	HARDING	L 35-38	3	3	17	2	1	1	0	0	0	0	0	0	0
10/23/10	at West Georgia	W 54-34	5	4	28	4	4	0	1	0	0	0	0	0	0
Oct 28, 2010	NORTH ALABAMA	L 7-31	4	2	10	1	1	1	1	0	0	0	1	0	0
Nov 06, 2010	at Ouachita Baptist	W 33-27	4	3	13	1	1	2	0	1	0	0	0	0	0
Nov 13, 2010	at Lambuth	W 41-17	2	0	0	0	0	0	1	0	0	1	0	0	0
Nov 27, 2010	NORTH ALABAMA	W 47-24	3	2	10	1	1	1	0	1	0	0	0	0	0
Totals			46	36	198	24	15	12	3	4	1	1	1	0	0
36 of 46 (78.3%)															



**2010 DELTA STATE UNIVERSITY FOOTBALL**  
Delta State Univ. By-Quarter Statistics (as of Nov 30, 2010)  
All games



**3rd-Down Conversions**

Date	Opponent	Score	Overall	1st Qtr	2nd Qtr	3rd Qtr	4th Qtr	Overtime
Sep 04, 2010	at Jackson State	L 17-32	3-11 27.3	0-2 0.0	1-3 33.3	1-3 33.3	1-3 33.3	
Sep 09, 2010	ARKANSAS TECH	W 27-25	2-13 15.4	0-4 0.0	2-4 50.0	0-1 0.0	0-4 0.0	
Sep 18, 2010	at Valdosta State	W 27-23	11-19 57.9	2-4 50.0	4-6 66.7	2-3 66.7	3-6 50.0	
Sep 25, 2010	HENDERSON STATE	W 41-37	3-9 33.3	1-3 33.3	1-2 50.0	0-1 0.0	1-3 33.3	
Sep 30, 2010	WEST ALABAMA	W 41-37	12-17 70.6	1-2 50.0	5-6 83.3	3-4 75.0	3-5 60.0	
Oct 07, 2010	at Arkansas-Monticello	W 34-20	4-12 33.3	2-4 50.0	0-3 0.0	0-1 0.0	2-4 50.0	
Oct 16, 2010	HARDING	L 35-38	3-11 27.3	1-4 25.0	0-3 0.0	1-2 50.0	1-2 50.0	
10/23/10	at West Georgia	W 54-34	3-7 42.9	0-2 0.0	1-2 50.0	1-2 50.0	1-1 100.0	
Oct 28, 2010	NORTH ALABAMA	L 7-31	8-19 42.1	0-3 0.0	5-8 62.5	2-4 50.0	1-4 25.0	
Nov 06, 2010	at Ouachita Baptist	W 33-27	5-15 33.3	1-4 25.0	1-5 20.0	2-4 50.0	1-2 50.0	
Nov 13, 2010	at Lambuth	W 41-17	6-12 50.0	1-2 50.0	0-2 0.0	1-3 33.3	4-5 80.0	
Nov 27, 2010	NORTH ALABAMA	W 47-24	8-14 57.1	3-4 75.0	3-4 75.0	2-2 100.0	0-4 0.0	
Delta State Univ.			68-159 42.8	12-38 31.6	23-48 47.9	15-30 50.0	18-43 41.9	0-0 0.0
Opponents			62-170 36.5	12-43 27.9	19-42 45.2	16-43 37.2	15-42 35.7	0-0 0.0

**4th-Down Conversions**

Date	Opponent	Score	Overall	1st Qtr	2nd Qtr	3rd Qtr	4th Qtr	Overtime
Sep 04, 2010	at Jackson State	L 17-32	1-3 33.3	0-0 0.0	1-2 50.0	0-1 0.0	0-0 0.0	
Sep 09, 2010	ARKANSAS TECH	W 27-25	1-3 33.3	1-1 100.0	0-0 0.0	0-0 0.0	0-2 0.0	
Sep 18, 2010	at Valdosta State	W 27-23	0-1 0.0	0-0 0.0	0-0 0.0	0-0 0.0	0-1 0.0	
Sep 25, 2010	HENDERSON STATE	W 41-37	2-3 66.7	0-0 0.0	1-1 100.0	1-1 100.0	0-1 0.0	
Sep 30, 2010	WEST ALABAMA	W 41-37	1-2 50.0	0-1 0.0	0-0 0.0	0-0 0.0	1-1 100.0	
Oct 07, 2010	at Arkansas-Monticello	W 34-20	2-2 100.0	1-1 100.0	0-0 0.0	0-0 0.0	1-1 100.0	
Oct 16, 2010	HARDING	L 35-38	0-1 0.0	0-0 0.0	0-1 0.0	0-0 0.0	0-0 0.0	
10/23/10	at West Georgia	W 54-34	0-1 0.0	0-0 0.0	0-0 0.0	0-1 0.0	0-0 0.0	
Oct 28, 2010	NORTH ALABAMA	L 7-31	2-6 33.3	0-1 0.0	0-1 0.0	1-1 100.0	1-3 33.3	
Nov 06, 2010	at Ouachita Baptist	W 33-27	0-3 0.0	0-0 0.0	0-2 0.0	0-0 0.0	0-1 0.0	
Nov 13, 2010	at Lambuth	W 41-17	0-1 0.0	0-0 0.0	0-1 0.0	0-0 0.0	0-0 0.0	
Nov 27, 2010	NORTH ALABAMA	W 47-24	1-2 50.0	0-1 0.0	0-0 0.0	0-0 0.0	1-1 100.0	
Delta State Univ.			10-28 35.7	2-5 40.0	2-8 25.0	2-4 50.0	4-11 36.4	0-0 0.0
Opponents			15-25 60.0	2-3 66.7	4-4 100.0	3-6 50.0	6-12 50.0	0-0 0.0

**Time of Possession**

Date	Opponent	Score	Overall	1st Qtr	2nd Qtr	3rd Qtr	4th Qtr	Overtime
Sep 04, 2010	at Jackson State	L 17-32	24:01	6:24	5:54	6:45	4:58	
Sep 09, 2010	ARKANSAS TECH	W 27-25	25:02	6:35	5:13	4:53	8:21	
Sep 18, 2010	at Valdosta State	W 27-23	35:28	7:39	11:42	8:33	7:34	
Sep 25, 2010	HENDERSON STATE	W 41-37	31:48	8:03	9:11	6:51	7:43	
Sep 30, 2010	WEST ALABAMA	W 41-37	27:24	5:42	8:27	5:57	7:18	
Oct 07, 2010	at Arkansas-Monticello	W 34-20	34:15	9:21	6:41	7:14	10:59	
Oct 16, 2010	HARDING	L 35-38	22:55	7:01	5:23	6:50	3:41	
10/23/10	at West Georgia	W 54-34	22:49	3:47	6:33	7:01	5:28	
Oct 28, 2010	NORTH ALABAMA	L 7-31	31:30	5:55	11:21	7:16	6:58	
Nov 06, 2010	at Ouachita Baptist	W 33-27	24:14	7:13	7:31	3:16	6:14	
Nov 13, 2010	at Lambuth	W 41-17	33:25	5:24	8:18	9:12	10:31	
Nov 27, 2010	NORTH ALABAMA	W 47-24	39:39	6:32	12:12	9:32	11:23	
Delta State Univ.			Total 352:30	79:36	98:26	83:20	91:08	0:00
			Avg. 29:22	6:38	8:12	6:56	7:35	0:00
Opponents			Total 356:14	100:24	81:34	85:24	88:52	0:00
			Avg. 29:41	8:22	6:47	7:07	7:24	0:00



**2010 DELTA STATE UNIVERSITY FOOTBALL**  
 Delta State Univ. Games Played (as of Nov 30, 2010)  
 All games



##	PLAYER	GP-GS	JSU	ATU	VSU	HSU	UWA	UAM	HU	WOLVES	UNA	OBU	LU	UNA
24	Jerry Barnes	12/11	START	START	START	START	START	XXX	START	START	START	START	START	START
22	Kenny Barnes	10/-	...	...	XXX	XXX	XXX	XXX	XXX	XXX	XXX	XXX	XXX	XXX
30	Kelvin Boston	6/-	...	XXX	...	XXX	XXX	XXX	...	XXX	...	...	XXX	...
8	Todd Bradford	10/-	...	...	XXX	XXX	XXX	XXX	XXX	XXX	XXX	XXX	XXX	XXX
78	Roman Brasfield	1/1	...	...	...	...	...	...	...	START	...	...	...	...
23	Brett Butler	11/1	START	XXX	XXX	XXX	XXX	XXX	XXX	XXX	XXX	...	XXX	XXX
26	LeDarius Cage	1/-	...	...	XXX	...	...	...	...	...	...	...	...	...
37	Tyler Caldwell	12/-	XXX	XXX	XXX	XXX	XXX	XXX	XXX	XXX	XXX	XXX	XXX	XXX
16	L.J. Castile	12/10	XXX	START	START	START	START	START	START	START	START	XXX	START	START
9	Ray Chisolm	10/-	XXX	XXX	XXX	XXX	XXX	...	...	XXX	XXX	XXX	XXX	XXX
91	Anthony Daniels	11/-	XXX	XXX	XXX	XXX	XXX	XXX	XXX	XXX	XXX	XXX	XXX	...
2	D. Davenport	12/11	START	START	START	START	START	XXX	START	START	START	START	START	START
12	Micah Davis	12/12	START	START	START	START	START	START	START	START	START	START	START	START
38	Matt Dean	9/-	XXX	XXX	XXX	XXX	XXX	...	...	...	XXX	XXX	XXX	XXX
1	Trevar Deed	12/12	START	START	START	START	START	START	START	START	START	START	START	START
88	Chance Dennis	11/6	XXX	START	START	START	START	XXX	START	...	XXX	XXX	XXX	START
89	Reed Falkner	11/-	XXX	XXX	XXX	XXX	XXX	XXX	XXX	XXX	XXX	XXX	XXX	...
92	Eljae Faoagali	10/7	START	...	XXX	XXX	XXX	START	START	START	...	START	START	START
39	Clint Farrar	3/-	...	...	...	...	...	XXX	...	XXX	...	...	XXX	...
28	Preston Felder	12/11	XXX	START	START	START	START	START	START	START	START	START	START	START
10	Hollan Fiu	12/11	START	START	START	START	START	START	START	START	START	START	XXX	START
34	LeVon Floyd	4/-	...	XXX	XXX	XXX	XXX	...	...	...	...	...	...	...
81	Bill Franks	12/7	START	XXX	XXX	START	XXX	START	XXX	XXX	START	START	START	START
83	Adam Garrity	1/-	...	...	...	...	...	XXX	...	...	...	...	...	...
20	Ken Griffin	9/-	...	XXX	XXX	XXX	XXX	XXX	...	XXX	XXX	XXX	XXX	...
29	Melvin Griffin	12/12	START	START	START	START	START	START	START	START	START	START	START	START
44	Bill Hawkins	11/-	XXX	XXX	XXX	XXX	XXX	XXX	XXX	XXX	XXX	XXX	XXX	...
99	J. Henderson	1/-	...	...	...	...	...	...	...	...	...	XXX	...	...
48	Robert Hogan	12/1	XXX	XXX	XXX	XXX	XXX	START	XXX	XXX	XXX	XXX	XXX	XXX
86	Dex Hopkins	11/3	START	XXX	START	XXX	XXX	XXX	XXX	START	XXX	XXX	XXX	...
94	Mark Hoskins	12/3	START	START	XXX	XXX	XXX	START	XXX	XXX	XXX	XXX	XXX	XXX
77	Kendall Hunter	12/11	START	START	START	START	START	START	START	XXX	START	START	START	START
32	Ja. Jackson	12/1	XXX	XXX	XXX	XXX	XXX	XXX	XXX	XXX	XXX	START	XXX	XXX
80	Darius Johnson	2/-	...	XXX	...	...	...	XXX	...	...	...	...	...	...
33	Joe Jointer	5/-	...	...	XXX	XXX	XXX	XXX	...	...	...	XXX	...	...
76	Harrison Lauer	12/10	START	START	START	START	START	START	START	START	XXX	XXX	START	START
73	Darrell Leopold	12/10	XXX	START	START	XXX	START	START	START	START	START	START	START	START
25	Brandon Lucas	12/2	XXX	XXX	XXX	XXX	XXX	START	XXX	XXX	START	XXX	XXX	XXX
93	Joe Marshall	12/9	XXX	START	START	START	START	XXX	XXX	START	START	START	START	START
97	Robbie Mayers	12/-	XXX	XXX	XXX	XXX	XXX	XXX	XXX	XXX	XXX	XXX	XXX	XXX
60	Ryan Meehan	9/1	...	XXX	XXX	XXX	XXX	XXX	XXX	XXX	START	XXX	...	...
70	Matt Melton	12/10	START	XXX	START	START	START	XXX	START	START	START	START	START	START
15	Zak Mikel	9/-	...	XXX	XXX	XXX	...	XXX	XXX	XXX	XXX	XXX	...	XXX
4	Rafael Mitchell	11/-	XXX	XXX	XXX	...	XXX	XXX	XXX	XXX	XXX	XXX	XXX	XXX
14	Maurice Moore	12/11	START	START	START	START	START	XXX	START	START	START	START	START	START
35	Kyle Van Ness	12/1	START	XXX	XXX	XXX	XXX	XXX	XXX	XXX	XXX	XXX	XXX	XXX
82	Carlton Ollie	11/1	XXX	XXX	XXX	XXX	XXX	START	XXX	XXX	XXX	XXX	XXX	...







**2010 DELTA STATE UNIVERSITY FOOTBALL**  
Delta State Univ. Total Tackles Game-by-Game (as of Nov 30, 2010)  
All games



Total Tackles	UA-A	Total	JSU	ATU	VSU	HSU	UWA	UAM	HU	WOLVES	UNA	OBU	LU	U
G. Williams	67-38	105	10-5	5-3	5-4	5-5	5-3	6-1	10-4	4-4	6-4	10-3	1-1	
Xavier Triplett	34-44	78	5-6	4-9	0-4	5-5	2-2	-	5-3	3-4	4-5	3-3	2-2	
Hollan Fiu	17-34	51	1-1	1-1	1-2	0-5	2-1	3-1	2-6	3-3	2-6	1-5	-	
Brett Butler	26-25	51	2-1	3-1	3-3	3-2	3-1	2-1	1-1	3-4	2-2	DNP	3-6	
Robert Hogan	18-32	50	3-1	3-2	0-6	0-2	1-4	2-1	2-2	3-2	2-1	1-5	1-2	
Joe Marshall	21-27	48	2-1	2-2	2-2	3-3	1-0	0-3	6-4	3-3	0-5	0-2	2-2	
Preston Felder	23-23	46	2-2	2-2	2-6	-	4-2	3-1	2-1	3-3	3-4	2-2	-	
Dwight Tillman	29-15	44	3-2	3-1	1-1	5-2	2-1	1-0	3-0	3-1	3-1	3-1	2-2	
Mark Hoskins	13-28	41	1-1	2-4	0-3	2-4	1-1	1-1	3-2	2-1	0-2	-	1-8	
D. Davenport	26-14	40	2-0	1-1	2-2	3-0	5-3	1-0	-	3-2	1-1	4-1	1-3	
Melvin Griffin	19-21	40	1-3	4-1	2-5	2-2	1-2	1-1	1-1	1-1	0-1	3-0	1-4	
Jerry Barnes	20-18	38	2-1	2-2	5-5	1-0	2-2	0-1	-	3-2	-	4-1	1-2	
David Williams	11-27	38	0-5	1-5	3-4	1-2	1-1	0-1	-	2-1	-	2-1	1-3	
Kyle Van Ness	18-20	38	-	-	0-1	4-3	4-0	1-3	2-0	2-3	1-0	3-1	1-2	
Matt Melton	9-16	25	1-1	1-2	0-1	0-2	1-0	1-2	1-1	0-1	0-2	1-0	2-2	
Kenny Barnes	14-9	23	DNP	DNP	-	0-3	-	0-2	1-1	2-0	2-0	6-1	-	
Eljae Faoagali	8-14	22	-	DNP	0-1	1-0	1-2	2-4	2-1	2-4	DNP	0-1	-	
Jared Turner	13-8	21	2-4	1-0	-	1-0	2-0	-	3-1	-	DNP	1-1	1-1	
Anthony Daniels	10-10	20	0-1	0-2	-	1-0	1-2	1-0	2-3	1-0	1-0	2-0	1-2	
Tyler Seau	10-10	20	1-1	1-1	-	1-0	1-2	1-0	1-1	0-1	1-0	2-1	0-1	
C. Starkweather	4-12	16	1-1	0-1	0-1	0-1	-	2-1	1-1	0-4	0-1	DNP	0-1	
Bill Hawkins	6-8	14	1-0	2-1	1-1	0-1	0-1	0-1	1-0	0-2	-	0-1	1-0	
Ken Griffin	9-5	14	DNP	1-0	2-3	-	2-0	1-0	DNP	1-0	1-1	1-0	0-1	
Robbie Mayers	4-9	13	-	-	0-2	-	0-1	1-0	1-2	2-0	0-2	-	0-1	
Todd Bradford	7-3	10	DNP	DNP	-	-	1-0	1-0	-	-	-	3-0	2-1	
Trenton Warren	3-4	7	DNP	DNP	-	1-0	-	-	0-1	1-1	1-0	0-1	DNP	
Matt Snyder	4-1	5	-	0-1	-	-	1-0	1-0	-	1-0	-	-	-	
Kelvin Boston	3-2	5	DNP	-	DNP	-	-	-	DNP	3-1	DNP	DNP	0-1	
Carlton Ollie	3-2	5	-	-	0-1	1-0	-	0-1	1-0	-	1-0	-	-	
Rafael Mitchell	2-2	4	-	-	1-0	DNP	-	-	1-0	-	-	-	0-1	
Trevar Deed	2-1	3	-	-	-	-	-	-	-	-	1-0	-	0-1	
Brandon Lucas	2-1	3	-	-	-	1-0	-	-	-	1-0	-	-	-	
Jacob Sesma	1-1	2	-	-	-	-	-	-	-	-	-	0-1	1-0	
Chance Dennis	2-0	2	-	-	-	-	-	-	-	DNP	1-0	1-0	-	
Joe Jointer	0-2	2	DNP	DNP	0-1	-	0-1	-	DNP	DNP	DNP	-	DNP	
Blake Swain	2-0	2	DNP	-	-	1-0	-	1-0	DNP	DNP	DNP	-	DNP	
LeDarrius Cage	0-1	1	DNP	DNP	0-1	DNP	DNP	DNP	DNP	DNP	DNP	DNP	DNP	
Kendall Hunter	0-1	1	-	-	-	-	-	-	-	0-1	-	-	-	
Darrell Leopold	1-0	1	-	-	-	-	-	-	-	1-0	-	-	-	
P. Yandall	0-1	1	-	-	-	-	-	-	-	0-1	-	-	-	
Micah Davis	1-0	1	-	-	-	-	-	-	-	-	-	-	1-0	
D'Andre Wood	1-0	1	DNP	DNP	1-0	DNP	DNP	DNP	DNP	DNP	DNP	DNP	DNP	
Bill Franks	1-0	1	-	-	-	-	-	-	1-0	-	-	-	-	
Maurice Moore	1-0	1	1-0	-	-	-	-	-	-	-	-	-	-	
Justin Whitley	1-0	1	DNP	DNP	DNP	DNP	DNP	DNP	DNP	1-0	DNP	DNP	DNP	
Ja. Jackson	0-1	1	0-1	-	-	-	-	-	-	-	-	-	-	
LeVon Floyd	1-0	1	DNP	-	-	1-0	-	DNP	DNP	DNP	DNP	DNP	DNP	



**2010 DELTA STATE UNIVERSITY FOOTBALL**  
**Delta State Univ. Passing Game-by-Game (as of Nov 30, 2010)**  
**All games**



<b>#12 Micah Davis</b>	<b>Comp</b>	<b>Att</b>	<b>Int</b>	<b>Pct</b>	<b>Yards</b>	<b>TD</b>	<b>Long</b>	<b>Sacked</b>	<b>Effic</b>
Jackson State	23	40	3	57.5	371	1	68	2-17	128.66
Arkansas Tech	15	28	1	53.6	183	1	32	3-23	113.11
Valdosta State	27	32	1	84.4	275	3	72	0-0	181.25
Henderson State	18	32	1	56.2	225	0	26	0-0	109.06
West Alabama	34	48	0	70.8	414	5	48	0-0	177.66
Arkansas-Monticello	20	31	1	64.5	274	2	35	1-9	153.60
Harding	18	31	1	58.1	292	2	47	3-20	152.03
West Georgia	18	29	1	62.1	302	3	56	0-0	176.79
North Alabama	31	55	3	56.4	278	1	27	2-11	93.91
Ouachita Baptist	24	40	1	60.0	258	1	31	1-7	117.43
Lambuth	31	42	1	73.8	438	4	47	1-13	188.08
North Alabama	19	25	0	76.0	165	3	17	0-0	171.04
<b>TOTALS</b>	<b>278</b>	<b>433</b>	<b>14</b>	<b>64.2</b>	<b>3475</b>	<b>26</b>	<b>72</b>	<b>13-100</b>	<b>144.97</b>

<b>#37 Tyler Caldwell</b>	<b>Comp</b>	<b>Att</b>	<b>Int</b>	<b>Pct</b>	<b>Yards</b>	<b>TD</b>	<b>Long</b>	<b>Sacked</b>	<b>Effic</b>
West Alabama	1	1	0	100.0	-2	0	0	0-0	83.20
Arkansas-Monticello	1	1	0	100.0	10	0	10	0-0	184.00
Ouachita Baptist	0	1	0	0.0	0	0	0	0-0	0.00
Lambuth	1	1	0	100.0	5	0	5	0-0	142.00
<b>TOTALS</b>	<b>3</b>	<b>4</b>	<b>0</b>	<b>75.0</b>	<b>13</b>	<b>0</b>	<b>10</b>	<b>0-0</b>	<b>102.30</b>

<b>#16 L.J. Castile</b>	<b>Comp</b>	<b>Att</b>	<b>Int</b>	<b>Pct</b>	<b>Yards</b>	<b>TD</b>	<b>Long</b>	<b>Sacked</b>	<b>Effic</b>
Ouachita Baptist	1	1	0	100.0	38	0	38	0-0	419.20
<b>TOTALS</b>	<b>1</b>	<b>1</b>	<b>0</b>	<b>100.0</b>	<b>38</b>	<b>0</b>	<b>38</b>	<b>0-0</b>	<b>419.20</b>

<b>#15 Zak Mikel</b>	<b>Comp</b>	<b>Att</b>	<b>Int</b>	<b>Pct</b>	<b>Yards</b>	<b>TD</b>	<b>Long</b>	<b>Sacked</b>	<b>Effic</b>
Harding	0	1	0	0.0	0	0	0	0-0	0.00
North Alabama	1	1	0	100.0	0	0	0	0-0	100.00
<b>TOTALS</b>	<b>1</b>	<b>2</b>	<b>0</b>	<b>50.0</b>	<b>0</b>	<b>0</b>	<b>0</b>	<b>0-0</b>	<b>50.00</b>







**2010 DELTA STATE UNIVERSITY FOOTBALL**  
 Delta State Univ. Return Stats Game-by-Game (as of Nov 30, 2010)  
 All games



<b>PUNT RETURNS</b>	<b>No-Yds</b>	<b>JSU</b>	<b>ATU</b>	<b>VSU</b>	<b>HSU</b>	<b>UWA</b>	<b>UAM</b>	<b>HU</b>	<b>WOLVES</b>	<b>UNA</b>	<b>OBU</b>	<b>LU</b>	<b>UNA</b>
Brandon Lucas	26-289	3-49	3-11	1-5	1-6	2-0	2-0	3-45	2-2	3-50	3-37	1-34	2-50

<b>KICK RETURNS</b>	<b>No-Yds</b>	<b>JSU</b>	<b>ATU</b>	<b>VSU</b>	<b>HSU</b>	<b>UWA</b>	<b>UAM</b>	<b>HU</b>	<b>WOLVES</b>	<b>UNA</b>	<b>OBU</b>	<b>LU</b>	<b>UNA</b>
Maurice Moore	49-1057	6-138	5-88	3-82	5-71	4-111	3-70	7-168	1-14	6-136	5-95	1-11	3-73
Ja. Jackson	3-66	1-30	-	-	-	1-22	-	-	1-14	-	-	-	-
Brandon Lucas	2-37	-	-	-	-	1-25	-	-	-	-	-	-	1-12
Kyle Van Ness	1-16	-	-	-	-	1-16	-	-	-	-	-	-	-
Jacob Sesma	2-15	-	-	1-15	-	-	1-0	-	-	-	-	-	DNP
Hollan Fiu	1-10	-	-	-	1-10	-	-	-	-	-	-	-	-
Dex Hopkins	1-0	-	-	-	-	-	-	-	-	-	1-0	-	DNP
TEAM	1-0	DNP	-	-	DNP	DNP	-	DNP	DNP	DNP	-	1-0	-

<b>INT. RETURNS</b>	<b>No-Yds</b>	<b>JSU</b>	<b>ATU</b>	<b>VSU</b>	<b>HSU</b>	<b>UWA</b>	<b>UAM</b>	<b>HU</b>	<b>WOLVES</b>	<b>UNA</b>	<b>OBU</b>	<b>LU</b>	<b>UNA</b>
G. Williams	6-24	-	2-3	1-7	-	-	1-0	-	-	-	1-2	-	1-12
D. Davenport	5-45	1-0	-	-	-	-	1-6	-	-	-	1-38	2-1	-
Jerry Barnes	2-29	-	1-28	-	-	-	-	-	-	-	-	1-1	-
Preston Felder	2-23	-	-	-	1-17	-	-	-	-	-	1-6	-	-
Dwight Tillman	1-15	-	-	-	-	-	-	-	-	-	-	-	1-15
Jared Turner	1-44	-	-	-	-	-	-	-	-	DNP	-	1-44	-
Xavier Triplett	1-2	-	1-2	-	-	-	-	-	-	-	-	-	-

<b>FUMBLE RETURNS</b>	<b>No-Yds</b>	<b>JSU</b>	<b>ATU</b>	<b>VSU</b>	<b>HSU</b>	<b>UWA</b>	<b>UAM</b>	<b>HU</b>	<b>WOLVES</b>	<b>UNA</b>	<b>OBU</b>	<b>LU</b>	<b>UNA</b>
Jerry Barnes	1-39	-	1-39	-	-	-	-	-	-	-	-	-	-
Kyle Van Ness	1-25	-	-	-	-	-	-	-	-	-	-	1-25	-



2010 DELTA STATE UNIVERSITY FOOTBALL  
Delta State Univ. Sacks Game-by-Game (as of Nov 30, 2010)  
All games



SACKS	UA-A	Total	JSU	ATU	VSU	HSU	UWA	UAM	HU	WOLVES	UNA	OBU	LU	U
Joe Marshall	4-0	4.0	-	2.0-15	-	-	-	-	1.0-7	-	-	-	1.0-7	-
G. Williams	2-1	2.5	1.0-12	-	-	-	-	-	1.0-8	0.5-1	-	-	-	-
Robert Hogan	1-3	2.5	1.0-15	-	-	-	-	-	-	0.5-0	-	-	0.5-4	0
David Williams	2-1	2.5	-	-	-	-	1.0-9	-	-	1.0-10	-	-	0.5-4	-
Melvin Griffin	1-0	1.0	-	-	-	-	-	-	-	-	-	1.0-5	-	-
Eljae Faoagali	1-0	1.0	-	DNP	-	1.0-7	-	-	-	-	DNP	-	-	-
Anthony Daniels	1-0	1.0	-	-	-	-	-	-	-	-	-	1.0-7	-	D
Xavier Triplett	1-0	1.0	-	-	-	-	-	-	1.0-12	-	-	-	-	-
Brett Butler	1-0	1.0	-	-	1.0-4	-	-	-	-	-	-	DNP	-	-
Robbie Mayers	1-0	1.0	-	-	-	-	-	-	-	1.0-7	-	-	-	-
Tyler Seau	0-1	0.5	-	-	-	-	-	-	-	-	-	-	0.5-2	-
Hollan Fiu	0-1	0.5	-	-	-	-	-	-	-	-	-	-	-	0
C. Starkweather	0-1	0.5	-	-	-	-	-	-	-	-	-	DNP	0.5-3	D









**DELTA STATE UNIVERSITY FOOTBALL**  
Individual Career History



**Todd Bradford**

<b>RUSHING</b>	<b>g</b>	<b>att</b>	<b>yards</b>	<b>td</b>	<b>long</b>	<b>avg/c</b>	<b>avg/g</b>
2009	10	8	51	1	33	6.4	5.1
2010	10	0	0	0	0	0.0	0.0
<b>TOTAL</b>	<b>20</b>	<b>8</b>	<b>51</b>	<b>1</b>	<b>33</b>	<b>6.4</b>	<b>2.5</b>

<b>PASSING</b>	<b>g</b>	<b>cmp-att-int</b>	<b>yards</b>	<b>td</b>	<b>long</b>	<b>pct</b>	<b>avg/p</b>	<b>avg/g</b>	<b>effic</b>
2009	10	1-1-0	28	0	28	100.0	28.0	2.8	335.2
2010	10	0-0-0	0	0	0	0.0	0.0	0.0	0.0
<b>TOTAL</b>	<b>20</b>	<b>1-1-0</b>	<b>28</b>	<b>0</b>	<b>28</b>	<b>100.0</b>	<b>28.0</b>	<b>1.4</b>	<b>335.2</b>

<b>TOTAL OFFENSE</b>	<b>g</b>	<b>rush</b>	<b>pass</b>	<b>total</b>	<b>avg/g</b>
2009	10	51	28	79	7.9
2010	10	0	0	0	0.0
<b>TOTAL</b>	<b>20</b>	<b>51</b>	<b>28</b>	<b>79</b>	<b>4.0</b>

<b>RECEIVING</b>	<b>g</b>	<b>rec</b>	<b>yards</b>	<b>td</b>	<b>long</b>	<b>rec/g</b>	<b>avg/c</b>	<b>avg/g</b>
2009	10	12	93	1	16	1.2	7.8	9.3
2010	10	7	139	0	44	0.7	19.9	13.9
<b>TOTAL</b>	<b>20</b>	<b>19</b>	<b>232</b>	<b>1</b>	<b>44</b>	<b>0.9</b>	<b>12.2</b>	<b>11.6</b>

<b>SCORING</b>	<b>g</b>	<b>td</b>	<b>rush</b>	<b>rcv</b>	<b>ret</b>	<b>pat</b>	<b>2pat</b>	<b>fg</b>	<b>total</b>	<b>avg/g</b>
2009	10	2	1	1	0	0	0	0	12	1.2
2010	10	0	0	0	0	0	1	0	2	0.2
<b>TOTAL</b>	<b>20</b>	<b>2</b>	<b>1</b>	<b>1</b>	<b>0</b>	<b>0</b>	<b>1</b>	<b>0</b>	<b>14</b>	<b>0.7</b>

<b>PUNT RETURNS</b>	<b>g</b>	<b>no.</b>	<b>yards</b>	<b>td</b>	<b>long</b>	<b>avg/r</b>	<b>avg/g</b>
2009	10	10	133	0	81	13.3	13.3
2010	10	0	0	0	0	0.0	0.0
<b>TOTAL</b>	<b>20</b>	<b>10</b>	<b>133</b>	<b>0</b>	<b>81</b>	<b>13.3</b>	<b>6.7</b>

<b>ALL PURPOSE</b>	<b>g</b>	<b>rush</b>	<b>rcv</b>	<b>pr</b>	<b>kr</b>	<b>ir</b>	<b>total</b>	<b>avg/g</b>
2009	10	51	93	133	0	0	277	27.7
2010	10	0	139	0	0	0	139	13.9
<b>TOTAL</b>	<b>20</b>	<b>51</b>	<b>232</b>	<b>133</b>	<b>0</b>	<b>0</b>	<b>416</b>	<b>20.8</b>

<b>TACKLES</b>	<b>g</b>	<b>ua</b>	<b>a</b>	<b>total</b>	<b>tfl</b>	<b>pd</b>	<b>ff</b>	<b>fr</b>	<b>blk</b>
2009	10	3	3	6	0.0-0	0	0	0	0
2010	10	7	3	10	0.0-0	0	0	0	0
<b>TOTAL</b>	<b>20</b>	<b>10</b>	<b>6</b>	<b>16</b>	<b>0.0-0</b>	<b>0</b>	<b>0</b>	<b>0</b>	<b>0</b>



**DELTA STATE UNIVERSITY FOOTBALL**  
**Individual Career History**



**Tyler Caldwell**

<b>RUSHING</b>	<b>g</b>	<b>att</b>	<b>yards</b>	<b>td</b>	<b>long</b>	<b>avg/c</b>	<b>avg/g</b>
2009	8	0	0	0	0	0.0	0.0
2010	12	2	-16	0	0	-8.0	-1.3
<b>TOTAL</b>	<b>20</b>	<b>2</b>	<b>-16</b>	<b>0</b>	<b>0</b>	<b>-8.0</b>	<b>-0.8</b>

<b>PASSING</b>	<b>g</b>	<b>cmp-att-int</b>	<b>yards</b>	<b>td</b>	<b>long</b>	<b>pct</b>	<b>avg/p</b>	<b>avg/g</b>	<b>effic</b>
2009	8	0-1-0	0	0	0	0.0	0.0	0.0	0.0
2010	12	3-4-0	13	0	10	75.0	3.2	1.1	102.3
<b>TOTAL</b>	<b>20</b>	<b>3-5-0</b>	<b>13</b>	<b>0</b>	<b>10</b>	<b>60.0</b>	<b>2.6</b>	<b>0.6</b>	<b>81.8</b>

<b>TOTAL OFFENSE</b>	<b>g</b>	<b>rush</b>	<b>pass</b>	<b>total</b>	<b>avg/g</b>
2009	8	0	0	0	0.0
2010	12	-16	13	-3	-0.2
<b>TOTAL</b>	<b>20</b>	<b>-16</b>	<b>13</b>	<b>-3</b>	<b>-0.2</b>

<b>ALL PURPOSE</b>	<b>g</b>	<b>rush</b>	<b>rcv</b>	<b>pr</b>	<b>kr</b>	<b>ir</b>	<b>total</b>	<b>avg/g</b>
2009	8	0	0	0	0	0	0	0.0
2010	12	-16	0	0	0	0	-16	-1.3
<b>TOTAL</b>	<b>20</b>	<b>-16</b>	<b>0</b>	<b>0</b>	<b>0</b>	<b>0</b>	<b>-16</b>	<b>-0.8</b>

<b>PUNTING</b>	<b>g</b>	<b>no.</b>	<b>yards</b>	<b>long</b>	<b>avg</b>
2009	8	42	1675	53	39.9
2010	12	30	1294	72	43.1
<b>TOTAL</b>	<b>20</b>	<b>72</b>	<b>2969</b>	<b>72</b>	<b>41.2</b>

<b>TACKLES</b>	<b>g</b>	<b>ua</b>	<b>a</b>	<b>total</b>	<b>tfl</b>	<b>pd</b>	<b>ff</b>	<b>fr</b>	<b>blk</b>
2009	8	1	0	1	0.0-0	0	0	0	0
2010	12	0	0	0	0.0-0	0	0	0	0
<b>TOTAL</b>	<b>20</b>	<b>1</b>	<b>0</b>	<b>1</b>	<b>0.0-0</b>	<b>0</b>	<b>0</b>	<b>0</b>	<b>0</b>

<b>KICKOFFS</b>	<b>g</b>	<b>no.</b>	<b>yards</b>	<b>avg</b>
2009	8	1	34	34.0
2010	12	0	0	0.0
<b>TOTAL</b>	<b>20</b>	<b>1</b>	<b>34</b>	<b>34.0</b>



**DELTA STATE UNIVERSITY FOOTBALL**  
**Individual Career History**



**Ray Chisolm**

<b>RUSHING</b>	<b>g</b>	<b>att</b>	<b>yards</b>	<b>td</b>	<b>long</b>	<b>avg/c</b>	<b>avg/g</b>
2009	9	1	7	0	7	7.0	0.8
2010	10	0	0	0	0	0.0	0.0
<b>TOTAL</b>	<b>19</b>	<b>1</b>	<b>7</b>	<b>0</b>	<b>7</b>	<b>7.0</b>	<b>0.4</b>

<b>TOTAL OFFENSE</b>	<b>g</b>	<b>rush</b>	<b>pass</b>	<b>total</b>	<b>avg/g</b>
2009	9	7	0	7	0.8
2010	10	0	0	0	0.0
<b>TOTAL</b>	<b>19</b>	<b>7</b>	<b>0</b>	<b>7</b>	<b>0.4</b>

<b>RECEIVING</b>	<b>g</b>	<b>rec</b>	<b>yards</b>	<b>td</b>	<b>long</b>	<b>rec/g</b>	<b>avg/c</b>	<b>avg/g</b>
2009	9	14	225	1	52	1.6	16.1	25.0
2010	10	5	74	1	47	0.5	14.8	7.4
<b>TOTAL</b>	<b>19</b>	<b>19</b>	<b>299</b>	<b>2</b>	<b>52</b>	<b>1.0</b>	<b>15.7</b>	<b>15.7</b>

<b>SCORING</b>	<b>g</b>	<b>td</b>	<b>rush</b>	<b>rcv</b>	<b>ret</b>	<b>pat</b>	<b>2pat</b>	<b>fg</b>	<b>total</b>	<b>avg/g</b>
2009	9	1	0	1	0	0	0	0	6	0.7
2010	10	1	0	1	0	0	0	0	6	0.6
<b>TOTAL</b>	<b>19</b>	<b>2</b>	<b>0</b>	<b>2</b>	<b>0</b>	<b>0</b>	<b>0</b>	<b>0</b>	<b>12</b>	<b>0.6</b>

<b>PUNT RETURNS</b>	<b>g</b>	<b>no.</b>	<b>yards</b>	<b>td</b>	<b>long</b>	<b>avg/r</b>	<b>avg/g</b>
2009	9	0	23	0	23	0.0	2.6
2010	10	0	0	0	0	0.0	0.0
<b>TOTAL</b>	<b>19</b>	<b>0</b>	<b>23</b>	<b>0</b>	<b>23</b>	<b>0.0</b>	<b>1.2</b>

<b>ALL PURPOSE</b>	<b>g</b>	<b>rush</b>	<b>rcv</b>	<b>pr</b>	<b>kr</b>	<b>ir</b>	<b>total</b>	<b>avg/g</b>
2009	9	7	225	23	0	0	255	28.3
2010	10	0	74	0	0	0	74	7.4
<b>TOTAL</b>	<b>19</b>	<b>7</b>	<b>299</b>	<b>23</b>	<b>0</b>	<b>0</b>	<b>329</b>	<b>17.3</b>

<b>TACKLES</b>	<b>g</b>	<b>ua</b>	<b>a</b>	<b>total</b>	<b>tfl</b>	<b>pd</b>	<b>ff</b>	<b>fr</b>	<b>blk</b>
2009	9	1	2	3	0.0-0	0	0	0	0
2010	10	0	0	0	0.0-0	0	0	0	0
<b>TOTAL</b>	<b>19</b>	<b>1</b>	<b>2</b>	<b>3</b>	<b>0.0-0</b>	<b>0</b>	<b>0</b>	<b>0</b>	<b>0</b>

**Dominique Davenport**

<b>INTERCEPTIONS</b>	<b>g</b>	<b>no.</b>	<b>yards</b>	<b>td</b>	<b>long</b>	<b>avg/r</b>	<b>avg/g</b>
2008	12	3	15	0	15	5.0	1.2
2009	7	1	0	0	0	0.0	0.0
2010	12	5	45	0	21	9.0	3.8
<b>TOTAL</b>	<b>31</b>	<b>9</b>	<b>60</b>	<b>0</b>	<b>21</b>	<b>6.7</b>	<b>1.9</b>

<b>ALL PURPOSE</b>	<b>g</b>	<b>rush</b>	<b>rcv</b>	<b>pr</b>	<b>kr</b>	<b>ir</b>	<b>total</b>	<b>avg/g</b>
2008	12	0	0	0	0	15	15	1.2
2009	7	0	0	0	0	0	0	0.0
2010	12	0	0	0	0	45	45	3.8
<b>TOTAL</b>	<b>31</b>	<b>0</b>	<b>0</b>	<b>0</b>	<b>0</b>	<b>60</b>	<b>60</b>	<b>1.9</b>

<b>TACKLES</b>	<b>g</b>	<b>ua</b>	<b>a</b>	<b>total</b>	<b>tfl</b>	<b>pd</b>	<b>ff</b>	<b>fr</b>	<b>blk</b>
2008	12	34	14	48	1.5-3	14	1	0	0
2009	7	8	12	20	0.5-1	5	0	0	0
2010	12	26	14	40	1.0-3	12	0	0	0
<b>TOTAL</b>	<b>31</b>	<b>68</b>	<b>40</b>	<b>108</b>	<b>3.0-7</b>	<b>31</b>	<b>1</b>	<b>0</b>	<b>0</b>



DELTA STATE UNIVERSITY FOOTBALL  
Individual Career History



**Matt Dean**

<b>SCORING</b>	<b>g</b>	<b>td</b>	<b>rush</b>	<b>rcv</b>	<b>ret</b>	<b>pat</b>	<b>2pat</b>	<b>fg</b>	<b>total</b>	<b>avg/g</b>
2008	2	0	0	0	0	0	0	0	0	0.0
2009	10	0	0	0	0	34	0	7	55	5.5
2010	9	0	0	0	0	23	0	6	41	4.6
<b>TOTAL</b>	<b>21</b>	<b>0</b>	<b>0</b>	<b>0</b>	<b>0</b>	<b>57</b>	<b>0</b>	<b>13</b>	<b>96</b>	<b>4.6</b>

<b>FIELD GOALS</b>	<b>g</b>	<b>made</b>	<b>att</b>	<b>long</b>	<b>pct</b>
2008	2	0	0	0	0.0
2009	10	7	14	43	50.0
2010	9	6	10	48	60.0
<b>TOTAL</b>	<b>21</b>	<b>13</b>	<b>24</b>	<b>48</b>	<b>54.2</b>

<b>KICKOFFS</b>	<b>g</b>	<b>no.</b>	<b>yards</b>	<b>avg</b>
2008	2	1	51	51.0
2009	10	2	90	45.0
2010	9	0	0	0.0
<b>TOTAL</b>	<b>21</b>	<b>3</b>	<b>141</b>	<b>47.0</b>





**DELTA STATE UNIVERSITY FOOTBALL**  
**Individual Career History**



**Trevar Deed**

<b>RUSHING</b>	<b>g</b>	<b>att</b>	<b>yards</b>	<b>td</b>	<b>long</b>	<b>avg/c</b>	<b>avg/g</b>
2008	12	116	608	8	33	5.2	50.7
2009	10	160	931	10	81	5.8	93.1
2010	12	173	941	10	69	5.4	78.4
<b>TOTAL</b>	<b>34</b>	<b>449</b>	<b>2480</b>	<b>28</b>	<b>81</b>	<b>5.5</b>	<b>72.9</b>

<b>TOTAL OFFENSE</b>	<b>g</b>	<b>rush</b>	<b>pass</b>	<b>total</b>	<b>avg/g</b>
2008	12	608	0	608	50.7
2009	10	931	0	931	93.1
2010	12	941	0	941	78.4
<b>TOTAL</b>	<b>34</b>	<b>2480</b>	<b>0</b>	<b>2480</b>	<b>72.9</b>

<b>RECEIVING</b>	<b>g</b>	<b>rec</b>	<b>yards</b>	<b>td</b>	<b>long</b>	<b>rec/g</b>	<b>avg/c</b>	<b>avg/g</b>
2008	12	78	879	7	43	6.5	11.3	73.2
2009	10	67	805	5	70	6.7	12.0	80.5
2010	12	34	276	2	31	2.8	8.1	23.0
<b>TOTAL</b>	<b>34</b>	<b>179</b>	<b>1960</b>	<b>14</b>	<b>70</b>	<b>5.3</b>	<b>10.9</b>	<b>57.6</b>

<b>SCORING</b>	<b>g</b>	<b>td</b>	<b>rush</b>	<b>rcv</b>	<b>ret</b>	<b>pat</b>	<b>2pat</b>	<b>fg</b>	<b>total</b>	<b>avg/g</b>
2008	12	15	8	7	0	0	0	0	90	7.5
2009	10	15	10	5	0	0	0	0	90	9.0
2010	12	12	10	2	0	0	0	0	72	6.0
<b>TOTAL</b>	<b>34</b>	<b>42</b>	<b>28</b>	<b>14</b>	<b>0</b>	<b>0</b>	<b>0</b>	<b>0</b>	<b>252</b>	<b>7.4</b>

<b>PUNT RETURNS</b>	<b>g</b>	<b>no.</b>	<b>yards</b>	<b>td</b>	<b>long</b>	<b>avg/r</b>	<b>avg/g</b>
2008	12	2	25	0	17	12.5	2.1
2009	10	5	33	0	10	6.6	3.3
2010	12	0	0	0	0	0.0	0.0
<b>TOTAL</b>	<b>34</b>	<b>7</b>	<b>58</b>	<b>0</b>	<b>17</b>	<b>8.3</b>	<b>1.7</b>

<b>KICK RETURNS</b>	<b>g</b>	<b>no.</b>	<b>yards</b>	<b>td</b>	<b>long</b>	<b>avg/r</b>	<b>avg/g</b>
2008	12	13	263	0	38	20.2	21.9
2009	10	9	178	0	30	19.8	17.8
2010	12	0	0	0	0	0.0	0.0
<b>TOTAL</b>	<b>34</b>	<b>22</b>	<b>441</b>	<b>0</b>	<b>38</b>	<b>20.0</b>	<b>13.0</b>

<b>ALL PURPOSE</b>	<b>g</b>	<b>rush</b>	<b>rcv</b>	<b>pr</b>	<b>kr</b>	<b>ir</b>	<b>total</b>	<b>avg/g</b>
2008	12	608	879	25	263	0	1775	147.9
2009	10	931	805	33	178	0	1947	194.7
2010	12	941	276	0	0	0	1217	101.4
<b>TOTAL</b>	<b>34</b>	<b>2480</b>	<b>1960</b>	<b>58</b>	<b>441</b>	<b>0</b>	<b>4939</b>	<b>145.3</b>

<b>TACKLES</b>	<b>g</b>	<b>ua</b>	<b>a</b>	<b>total</b>	<b>tfl</b>	<b>pd</b>	<b>ff</b>	<b>fr</b>	<b>blk</b>
2008	12	3	0	3	0.0-0	0	0	0	0
2009	10	3	0	3	0.0-0	0	0	0	0
2010	12	2	1	3	0.0-0	0	0	0	0
<b>TOTAL</b>	<b>34</b>	<b>8</b>	<b>1</b>	<b>9</b>	<b>0.0-0</b>	<b>0</b>	<b>0</b>	<b>0</b>	<b>0</b>



**DELTA STATE UNIVERSITY FOOTBALL**  
Individual Career History



**Eljae Faoagali**

<b>TACKLES</b>	<b>g</b>	<b>ua</b>	<b>a</b>	<b>total</b>	<b>tfl</b>	<b>pd</b>	<b>ff</b>	<b>fr</b>	<b>blk</b>
2009	8	11	9	20	3.5-6	0	2	1	0
2010	10	8	14	22	2.5-9	0	0	0	0
<b>TOTAL</b>	<b>18</b>	<b>19</b>	<b>23</b>	<b>42</b>	<b>6.0-15</b>	<b>0</b>	<b>2</b>	<b>1</b>	<b>0</b>

<b>SACKS</b>	<b>g</b>	<b>ua</b>	<b>a</b>	<b>total</b>	<b>yards</b>
2009	8	0	0	0.0	0
2010	10	1	0	1.0	7
<b>TOTAL</b>	<b>18</b>	<b>1</b>	<b>0</b>	<b>1.0</b>	<b>7</b>

**Hollan Fiu**

<b>KICK RETURNS</b>	<b>g</b>	<b>no.</b>	<b>yards</b>	<b>td</b>	<b>long</b>	<b>avg/r</b>	<b>avg/g</b>
2009	10	0	0	0	0	0.0	0.0
2010	12	1	10	0	10	10.0	0.8
<b>TOTAL</b>	<b>22</b>	<b>1</b>	<b>10</b>	<b>0</b>	<b>10</b>	<b>10.0</b>	<b>0.5</b>

<b>ALL PURPOSE</b>	<b>g</b>	<b>rush</b>	<b>rcv</b>	<b>pr</b>	<b>kr</b>	<b>ir</b>	<b>total</b>	<b>avg/g</b>
2009	10	0	0	0	0	0	0	0.0
2010	12	0	0	0	10	0	10	0.8
<b>TOTAL</b>	<b>22</b>	<b>0</b>	<b>0</b>	<b>0</b>	<b>10</b>	<b>0</b>	<b>10</b>	<b>0.5</b>

<b>TACKLES</b>	<b>g</b>	<b>ua</b>	<b>a</b>	<b>total</b>	<b>tfl</b>	<b>pd</b>	<b>ff</b>	<b>fr</b>	<b>blk</b>
2009	10	21	19	40	5.5-17	2	0	0	0
2010	12	17	34	51	6.5-17	2	0	1	0
<b>TOTAL</b>	<b>22</b>	<b>38</b>	<b>53</b>	<b>91</b>	<b>12.0-34</b>	<b>4</b>	<b>0</b>	<b>1</b>	<b>0</b>

<b>SACKS</b>	<b>g</b>	<b>ua</b>	<b>a</b>	<b>total</b>	<b>yards</b>
2009	10	1	0	1.0	9
2010	12	0	1	0.5	2
<b>TOTAL</b>	<b>22</b>	<b>1</b>	<b>1</b>	<b>1.5</b>	<b>11</b>



DELTA STATE UNIVERSITY FOOTBALL  
Individual Career History



Robert Hogan

<b>INTERCEPTIONS</b>	<b>g</b>	<b>no.</b>	<b>yards</b>	<b>td</b>	<b>long</b>	<b>avg/r</b>	<b>avg/g</b>
2008	10	0	0	0	0	0.0	0.0
2009	10	1	9	0	9	9.0	0.9
2010	12	0	0	0	0	0.0	0.0
<b>TOTAL</b>	<b>32</b>	<b>1</b>	<b>9</b>	<b>0</b>	<b>9</b>	<b>9.0</b>	<b>0.3</b>

<b>ALL PURPOSE</b>	<b>g</b>	<b>rush</b>	<b>rcv</b>	<b>pr</b>	<b>kr</b>	<b>ir</b>	<b>total</b>	<b>avg/g</b>
2008	10	0	0	0	0	0	0	0.0
2009	10	0	0	0	0	9	9	0.9
2010	12	0	0	0	0	0	0	0.0
<b>TOTAL</b>	<b>32</b>	<b>0</b>	<b>0</b>	<b>0</b>	<b>0</b>	<b>9</b>	<b>9</b>	<b>0.3</b>

<b>TACKLES</b>	<b>g</b>	<b>ua</b>	<b>a</b>	<b>total</b>	<b>tfl</b>	<b>pd</b>	<b>ff</b>	<b>fr</b>	<b>blk</b>
2008	10	6	9	15	2.0-9	0	0	2	1
2009	10	21	12	33	3.0-3	7	1	0	0
2010	12	18	32	50	7.0-27	0	0	0	0
<b>TOTAL</b>	<b>32</b>	<b>45</b>	<b>53</b>	<b>98</b>	<b>12.0-39</b>	<b>7</b>	<b>1</b>	<b>2</b>	<b>1</b>

<b>SACKS</b>	<b>g</b>	<b>ua</b>	<b>a</b>	<b>total</b>	<b>yards</b>
2008	10	1	0	1.0	4
2009	10	0	0	0.0	0
2010	12	1	3	2.5	22
<b>TOTAL</b>	<b>32</b>	<b>2</b>	<b>3</b>	<b>3.5</b>	<b>26</b>



DELTA STATE UNIVERSITY FOOTBALL  
Individual Career History



**Matt Melton**

<b>KICK RETURNS</b>	<b>g</b>	<b>no.</b>	<b>yards</b>	<b>td</b>	<b>long</b>	<b>avg/r</b>	<b>avg/g</b>
2007	6	1	11	0	11	11.0	1.8
2008	12	0	0	0	0	0.0	0.0
2009	10	0	0	0	0	0.0	0.0
2010	12	0	0	0	0	0.0	0.0
TOTAL	40	1	11	0	11	11.0	0.3

<b>INTERCEPTIONS</b>	<b>g</b>	<b>no.</b>	<b>yards</b>	<b>td</b>	<b>long</b>	<b>avg/r</b>	<b>avg/g</b>
2007	6	0	0	0	0	0.0	0.0
2008	12	2	4	0	3	2.0	0.3
2009	10	0	0	0	0	0.0	0.0
2010	12	0	0	0	0	0.0	0.0
TOTAL	40	2	4	0	3	2.0	0.1

<b>ALL PURPOSE</b>	<b>g</b>	<b>rush</b>	<b>rcv</b>	<b>pr</b>	<b>kr</b>	<b>ir</b>	<b>total</b>	<b>avg/g</b>
2007	6	0	0	0	11	0	11	1.8
2008	12	0	0	0	0	4	4	0.3
2009	10	0	0	0	0	0	0	0.0
2010	12	0	0	0	0	0	0	0.0
TOTAL	40	0	0	0	11	4	15	0.4

<b>TACKLES</b>	<b>g</b>	<b>ua</b>	<b>a</b>	<b>total</b>	<b>tfl</b>	<b>pd</b>	<b>ff</b>	<b>fr</b>	<b>blk</b>
2007	6	5	3	8	0.5-1	0	0	0	0
2008	12	6	14	20	1.5-3	2	1	0	0
2009	10	6	16	22	4.5-10	1	0	2	1
2010	12	9	16	25	1.5-5	2	0	2	0
TOTAL	40	26	49	75	8.0-19	5	1	4	1

<b>SACKS</b>	<b>g</b>	<b>ua</b>	<b>a</b>	<b>total</b>	<b>yards</b>
2007	6	0	1	0.5	1
2008	12	0	1	0.5	1
2009	10	0	0	0.0	0
2010	12	0	0	0.0	0
TOTAL	40	0	2	1.0	2



**DELTA STATE UNIVERSITY FOOTBALL**  
Individual Career History



**Zak Mikel**

<b>RUSHING</b>	<b>g</b>	<b>att</b>	<b>yards</b>	<b>td</b>	<b>long</b>	<b>avg/c</b>	<b>avg/g</b>
2007	11	19	135	0	25	7.1	12.3
2009	10	34	151	2	15	4.4	15.1
2010	9	7	18	0	9	2.6	2.0
<b>TOTAL</b>	<b>30</b>	<b>60</b>	<b>304</b>	<b>2</b>	<b>25</b>	<b>5.1</b>	<b>10.1</b>

<b>PASSING</b>	<b>g</b>	<b>cmp-att-int</b>	<b>yards</b>	<b>td</b>	<b>long</b>	<b>pct</b>	<b>avg/p</b>	<b>avg/g</b>	<b>effic</b>
2007	11	3-8-0	45	0	37	37.5	5.6	4.1	84.8
2009	10	1-5-0	7	0	7	20.0	1.4	0.7	31.8
2010	9	1-2-0	0	0	0	50.0	0.0	0.0	50.0
<b>TOTAL</b>	<b>30</b>	<b>5-15-0</b>	<b>52</b>	<b>0</b>	<b>37</b>	<b>33.3</b>	<b>3.5</b>	<b>1.7</b>	<b>62.5</b>

<b>TOTAL OFFENSE</b>	<b>g</b>	<b>rush</b>	<b>pass</b>	<b>total</b>	<b>avg/g</b>
2007	11	135	45	180	16.4
2009	10	151	7	158	15.8
2010	9	18	0	18	2.0
<b>TOTAL</b>	<b>30</b>	<b>304</b>	<b>52</b>	<b>356</b>	<b>11.9</b>

<b>SCORING</b>	<b>g</b>	<b>td</b>	<b>rush</b>	<b>rcv</b>	<b>ret</b>	<b>pat</b>	<b>2pat</b>	<b>fg</b>	<b>total</b>	<b>avg/g</b>
2007	11	0	0	0	0	0	0	0	0	0.0
2009	10	2	2	0	0	0	0	0	12	1.2
2010	9	0	0	0	0	0	0	0	0	0.0
<b>TOTAL</b>	<b>30</b>	<b>2</b>	<b>2</b>	<b>0</b>	<b>0</b>	<b>0</b>	<b>0</b>	<b>0</b>	<b>12</b>	<b>0.4</b>

<b>ALL PURPOSE</b>	<b>g</b>	<b>rush</b>	<b>rcv</b>	<b>pr</b>	<b>kr</b>	<b>ir</b>	<b>total</b>	<b>avg/g</b>
2007	11	135	0	0	0	0	135	12.3
2009	10	151	0	0	0	0	151	15.1
2010	9	18	0	0	0	0	18	2.0
<b>TOTAL</b>	<b>30</b>	<b>304</b>	<b>0</b>	<b>0</b>	<b>0</b>	<b>0</b>	<b>304</b>	<b>10.1</b>

<b>TACKLES</b>	<b>g</b>	<b>ua</b>	<b>a</b>	<b>total</b>	<b>tfl</b>	<b>pd</b>	<b>ff</b>	<b>fr</b>	<b>blk</b>
2007	11	0	0	0	0.0-0	0	0	0	0
2009	10	1	0	1	0.0-0	0	0	0	0
2010	9	0	0	0	0.0-0	0	0	0	0
<b>TOTAL</b>	<b>30</b>	<b>1</b>	<b>0</b>	<b>1</b>	<b>0.0-0</b>	<b>0</b>	<b>0</b>	<b>0</b>	<b>0</b>





**DELTA STATE UNIVERSITY FOOTBALL**  
**Individual Career History**



**Rafael Mitchell**

<b>RUSHING</b>	<b>g</b>	<b>att</b>	<b>yards</b>	<b>td</b>	<b>long</b>	<b>avg/c</b>	<b>avg/g</b>
2008	10	43	247	4	48	5.7	24.7
2009	10	17	49	1	22	2.9	4.9
2010	11	17	102	2	36	6.0	9.3
<b>TOTAL</b>	<b>31</b>	<b>77</b>	<b>398</b>	<b>7</b>	<b>48</b>	<b>5.2</b>	<b>12.8</b>

<b>TOTAL OFFENSE</b>	<b>g</b>	<b>rush</b>	<b>pass</b>	<b>total</b>	<b>avg/g</b>
2008	10	247	0	247	24.7
2009	10	49	0	49	4.9
2010	11	102	0	102	9.3
<b>TOTAL</b>	<b>31</b>	<b>398</b>	<b>0</b>	<b>398</b>	<b>12.8</b>

<b>RECEIVING</b>	<b>g</b>	<b>rec</b>	<b>yards</b>	<b>td</b>	<b>long</b>	<b>rec/g</b>	<b>avg/c</b>	<b>avg/g</b>
2008	10	10	98	2	24	1.0	9.8	9.8
2009	10	20	236	1	75	2.0	11.8	23.6
2010	11	8	118	1	39	0.7	14.8	10.7
<b>TOTAL</b>	<b>31</b>	<b>38</b>	<b>452</b>	<b>4</b>	<b>75</b>	<b>1.2</b>	<b>11.9</b>	<b>14.6</b>

<b>SCORING</b>	<b>g</b>	<b>td</b>	<b>rush</b>	<b>rcv</b>	<b>ret</b>	<b>pat</b>	<b>2pat</b>	<b>fg</b>	<b>total</b>	<b>avg/g</b>
2008	10	8	4	2	2	0	0	0	48	4.8
2009	10	2	1	1	0	0	0	0	12	1.2
2010	11	3	2	1	0	0	0	0	18	1.6
<b>TOTAL</b>	<b>31</b>	<b>13</b>	<b>7</b>	<b>4</b>	<b>2</b>	<b>0</b>	<b>0</b>	<b>0</b>	<b>78</b>	<b>2.5</b>

<b>PUNT RETURNS</b>	<b>g</b>	<b>no.</b>	<b>yards</b>	<b>td</b>	<b>long</b>	<b>avg/r</b>	<b>avg/g</b>
2008	10	0	33	2	22	0.0	3.3
2009	10	1	9	0	9	9.0	0.9
2010	11	0	0	0	0	0.0	0.0
<b>TOTAL</b>	<b>31</b>	<b>1</b>	<b>42</b>	<b>2</b>	<b>22</b>	<b>42.0</b>	<b>1.4</b>

<b>KICK RETURNS</b>	<b>g</b>	<b>no.</b>	<b>yards</b>	<b>td</b>	<b>long</b>	<b>avg/r</b>	<b>avg/g</b>
2008	10	3	39	0	26	13.0	3.9
2009	10	0	0	0	0	0.0	0.0
2010	11	0	0	0	0	0.0	0.0
<b>TOTAL</b>	<b>31</b>	<b>3</b>	<b>39</b>	<b>0</b>	<b>26</b>	<b>13.0</b>	<b>1.3</b>

<b>ALL PURPOSE</b>	<b>g</b>	<b>rush</b>	<b>rcv</b>	<b>pr</b>	<b>kr</b>	<b>ir</b>	<b>total</b>	<b>avg/g</b>
2008	10	247	98	33	39	0	417	41.7
2009	10	49	236	9	0	0	294	29.4
2010	11	102	118	0	0	0	220	20.0
<b>TOTAL</b>	<b>31</b>	<b>398</b>	<b>452</b>	<b>42</b>	<b>39</b>	<b>0</b>	<b>931</b>	<b>30.0</b>

<b>TACKLES</b>	<b>g</b>	<b>ua</b>	<b>a</b>	<b>total</b>	<b>tfl</b>	<b>pd</b>	<b>ff</b>	<b>fr</b>	<b>blk</b>
2008	10	2	0	2	0.0-0	0	0	1	0
2009	10	3	1	4	0.0-0	0	0	0	0
2010	11	2	2	4	0.0-0	0	0	0	0
<b>TOTAL</b>	<b>31</b>	<b>7</b>	<b>3</b>	<b>10</b>	<b>0.0-0</b>	<b>0</b>	<b>0</b>	<b>1</b>	<b>0</b>



**DELTA STATE UNIVERSITY FOOTBALL**  
Individual Career History



**Kyle Van Ness**

<b>KICK RETURNS</b>	<b>g</b>	<b>no.</b>	<b>yards</b>	<b>td</b>	<b>long</b>	<b>avg/r</b>	<b>avg/g</b>
2008	9	2	24	0	15	12.0	2.7
2009	1	0	0	0	0	0.0	0.0
2010	12	1	16	0	16	16.0	1.3
<b>TOTAL</b>	<b>22</b>	<b>3</b>	<b>40</b>	<b>0</b>	<b>16</b>	<b>13.3</b>	<b>1.8</b>

<b>ALL PURPOSE</b>	<b>g</b>	<b>rush</b>	<b>rcv</b>	<b>pr</b>	<b>kr</b>	<b>ir</b>	<b>total</b>	<b>avg/g</b>
2008	9	0	0	0	24	0	24	2.7
2009	1	0	0	0	0	0	0	0.0
2010	12	0	0	0	16	0	16	1.3
<b>TOTAL</b>	<b>22</b>	<b>0</b>	<b>0</b>	<b>0</b>	<b>40</b>	<b>0</b>	<b>40</b>	<b>1.8</b>

<b>TACKLES</b>	<b>g</b>	<b>ua</b>	<b>a</b>	<b>total</b>	<b>tfl</b>	<b>pd</b>	<b>ff</b>	<b>fr</b>	<b>blk</b>
2008	9	3	6	9	1.0-4	0	1	1	0
2009	1	0	0	0	0.0-0	0	0	0	0
2010	12	18	20	38	0.0-0	0	0	1	0
<b>TOTAL</b>	<b>22</b>	<b>21</b>	<b>26</b>	<b>47</b>	<b>1.0-4</b>	<b>0</b>	<b>1</b>	<b>2</b>	<b>0</b>

<b>SACKS</b>	<b>g</b>	<b>ua</b>	<b>a</b>	<b>total</b>	<b>yards</b>
2008	9	1	0	1.0	4
2009	1	0	0	0.0	0
2010	12	0	0	0.0	0
<b>TOTAL</b>	<b>22</b>	<b>1</b>	<b>0</b>	<b>1.0</b>	<b>4</b>

**Garrett Williams**

<b>INTERCEPTIONS</b>	<b>g</b>	<b>no.</b>	<b>yards</b>	<b>td</b>	<b>long</b>	<b>avg/r</b>	<b>avg/g</b>
2007	1	0	0	0	0	0.0	0.0
2008	10	0	0	0	0	0.0	0.0
2009	10	0	0	0	0	0.0	0.0
2010	12	6	24	0	12	4.0	2.0
<b>TOTAL</b>	<b>33</b>	<b>6</b>	<b>24</b>	<b>0</b>	<b>12</b>	<b>4.0</b>	<b>0.7</b>

<b>ALL PURPOSE</b>	<b>g</b>	<b>rush</b>	<b>rcv</b>	<b>pr</b>	<b>kr</b>	<b>ir</b>	<b>total</b>	<b>avg/g</b>
2007	1	0	0	0	0	0	0	0.0
2008	10	0	0	0	0	0	0	0.0
2009	10	0	0	0	0	0	0	0.0
2010	12	0	0	0	0	24	24	2.0
<b>TOTAL</b>	<b>33</b>	<b>0</b>	<b>0</b>	<b>0</b>	<b>0</b>	<b>24</b>	<b>24</b>	<b>0.7</b>

<b>TACKLES</b>	<b>g</b>	<b>ua</b>	<b>a</b>	<b>total</b>	<b>tfl</b>	<b>pd</b>	<b>ff</b>	<b>fr</b>	<b>blk</b>
2007	1	1	1	2	0.0-0	0	0	0	0
2008	10	15	7	22	1.0-2	2	0	0	0
2009	10	14	16	30	3.0-22	1	1	0	0
2010	12	67	38	105	9.0-39	11	2	0	0
<b>TOTAL</b>	<b>33</b>	<b>97</b>	<b>62</b>	<b>159</b>	<b>13.0-63</b>	<b>14</b>	<b>3</b>	<b>0</b>	<b>0</b>

<b>SACKS</b>	<b>g</b>	<b>ua</b>	<b>a</b>	<b>total</b>	<b>yards</b>
2007	1	0	0	0.0	0
2008	10	0	0	0.0	0
2009	10	1	0	1.0	11
2010	12	2	1	2.5	21
<b>TOTAL</b>	<b>33</b>	<b>3</b>	<b>1</b>	<b>3.5</b>	<b>32</b>