



**HEOA - Title II
2015 - 2016 Academic Year**

Institution Name	DELTA STATE UNIVERSITY
Institution Code	1163
State	Mississippi

February 17, 2017


<i>Group</i>	<i>Number Taking Assessment¹</i>	<i>Number Passing Assessment²</i>	<i>Institutional Pass Rate</i>	Statewide		
				<i>Number Taking Assessment¹</i>	<i>Number Passing Assessment²</i>	<i>Statewide Pass Rate</i>
All program completers, 2015-16	68	65	96%	874	796	91%
All program completers, 2014-15	64	63	98%	1074	1048	98%
All program completers, 2013-14	71	69	97%	1273	1219	96%

Note: In cases where there are less than ten students taking the assessment or license/certificate, the number passing and pass rate are not reported.

¹ Number of completers taking one or more assessments within their area of specialization.

² Summary level "Number Taking Assessment" may differ from assessment level "Number Taking Assessment" because each student is counted once at the summary level but may be counted in multiple assessments at the assessment level.


Single Assessment Institution-Level Pass Rate Data: Traditional Teacher Preparation Program Within IHE

	HEOA - Title II 2015 - 2016 Academic Year
	DELTA STATE UNIVERSITY
	1163
	Mississippi

February 17, 2017

Assessment Information ¹	Group	Number Taking Assessment	Number Passing Assessment	Institutional Pass Rate	Institutional Average Scaled Score	Assessment Cut Score ²	Statewide			
							Number Taking Assessment	Number Passing Assessment	Statewide Pass Rate	Statewide Average Scaled Score
ART CONTENT KNOWLEDGE (5134) Test Company: ETS Score Range: 100-200	All enrolled students who have completed all nonclinical courses, 2015-16	3				158	3			
	Other enrolled students, 2015-16	1				158	2			
	All program completers, 2015-16	1				158	5			
	All program completers, 2014-15						2			
	All program completers, 2013-14	5				158	11	11	100%	171
BIOLOGY CONTENT KNOWLEDGE (0235) Test Company: ETS Score Range: 100-200	All enrolled students who have completed all nonclinical courses, 2015-16						3			
	Other enrolled students, 2015-16						4			
	All program completers, 2015-16	3				150	20	19	95%	165
	All program completers, 2014-15	1				150	10	10	100%	160
	All program completers, 2013-14	1				150	21	21	100%	160
BUSINESS ED CONTENT KNOWLEDGE (5101) Test Company: ETS Score Range: 100-200	All enrolled students who have completed all nonclinical courses, 2015-16						1			
	Other enrolled students, 2015-16						1			
	All program completers, 2015-16						4			
	All program completers, 2014-15						3			
	All program completers, 2013-14						2			
CHEMISTRY CONTENT KNOWLEDGE (0245) Test Company: ETS Score Range: 100-200	All enrolled students who have completed all nonclinical courses, 2015-16									
	Other enrolled students, 2015-16	2				151	4			
	All program completers, 2015-16									
	All program completers, 2014-15						3			
	All program completers, 2013-14						1			


Single Assessment Institution-Level Pass Rate Data: Traditional Teacher Preparation Program Within IHE

	HEOA - Title II 2015 - 2016 Academic Year
	DELTA STATE UNIVERSITY
	1163
	Mississippi

February 17, 2017

Assessment Information ¹	Group	Number Taking Assessment	Number Passing Assessment	Institutional Pass Rate	Institutional Average Scaled Score	Assessment Cut Score ²	Statewide			
							Number Taking Assessment	Number Passing Assessment	Statewide Pass Rate	Statewide Average Scaled Score
CORE ACADEMIC SKILLS FOR ED: MATH (5732) Test Company: ETS Score Range: 100-200	All enrolled students who have completed all nonclinical courses, 2015-16	17	15	88%	155	150	83	79	95%	158
	Other enrolled students, 2015-16	9				150	334	281	84%	156
	All program completers, 2015-16	33	30	91%	157	150	247	212	86%	156
	All program completers, 2014-15						1			
	All program completers, 2013-14									
CORE ACADEMIC SKILLS FOR ED: READING (5712) Test Company: ETS Score Range: 100-200	All enrolled students who have completed all nonclinical courses, 2015-16	16	15	94%	168	156	82	80	98%	171
	Other enrolled students, 2015-16	9				156	332	323	97%	173
	All program completers, 2015-16	33	32	97%	172	156	248	241	97%	175
	All program completers, 2014-15						1			
	All program completers, 2013-14									
CORE ACADEMIC SKILLS FOR ED: WRITING (5722) Test Company: ETS Score Range: 100-200	All enrolled students who have completed all nonclinical courses, 2015-16	20	19	95%	166	162	86	82	95%	167
	Other enrolled students, 2015-16	15	13	87%	169	162	337	290	86%	166
	All program completers, 2015-16	45	44	98%	169	162	259	239	92%	168
	All program completers, 2014-15						1			
	All program completers, 2013-14									
ED OF DEAF AND HARD OF HEARING (DISCONTINUED) (0271) Test Company: ETS Score Range: 100-200	All enrolled students who have completed all nonclinical courses, 2015-16									
	Other enrolled students, 2015-16									
	All program completers, 2015-16									
	All program completers, 2014-15									
	All program completers, 2013-14						1			


Single Assessment Institution-Level Pass Rate Data: Traditional Teacher Preparation Program Within IHE

	HEOA - Title II 2015 - 2016 Academic Year	
	Institution Name	DELTA STATE UNIVERSITY
	Institution Code	1163
	State	Mississippi

February 17, 2017

Assessment Information ¹	Group	Number Taking Assessment	Number Passing Assessment	Institutional Pass Rate	Institutional Average Scaled Score	Assessment Cut Score ²	Statewide			
							Number Taking Assessment	Number Passing Assessment	Statewide Pass Rate	Statewide Average Scaled Score
ED OF DEAF AND HARD OF HEARING (5272) Test Company: ETS Score Range: 100-200	All enrolled students who have completed all nonclinical courses, 2015-16									
	Other enrolled students, 2015-16									
	All program completers, 2015-16						3			
	All program completers, 2014-15						4			
	All program completers, 2013-14									
EDUCATION OF YOUNG CHILDREN (DISCONTINUED) (5021) Test Company: ETS Score Range: 100-200	All enrolled students who have completed all nonclinical courses, 2015-16									
	Other enrolled students, 2015-16						1			
	All program completers, 2015-16									
	All program completers, 2014-15						1			
	All program completers, 2013-14						4			
ELEM ED CONTENT KNOWLEDGE (DISCONTINUED) (5014) Test Company: ETS Score Range: 100-200	All enrolled students who have completed all nonclinical courses, 2015-16									
	Other enrolled students, 2015-16									
	All program completers, 2015-16									
	All program completers, 2014-15									
	All program completers, 2013-14						2			
ELEM ED CURR INSTRUC ASSESSMENT (DISC) (0011) Test Company: ETS Score Range: 100-200	All enrolled students who have completed all nonclinical courses, 2015-16	3				158	3			
	Other enrolled students, 2015-16						8			
	All program completers, 2015-16	1				158	8			
	All program completers, 2014-15	38	38	100%	173	158	263	261	99%	174
	All program completers, 2013-14	48	48	100%	172	158	806	801	99%	173


Single Assessment Institution-Level Pass Rate Data: Traditional Teacher Preparation Program Within IHE

	HEOA - Title II 2015 - 2016 Academic Year
	Institution Name DELTA STATE UNIVERSITY
	Institution Code 1163
	State Mississippi

February 17, 2017

Assessment Information ¹	Group	Number Taking Assessment	Number Passing Assessment	Institutional Pass Rate	Institutional Average Scaled Score	Assessment Cut Score ²	Statewide			
							Number Taking Assessment	Number Passing Assessment	Statewide Pass Rate	Statewide Average Scaled Score
ELEM ED CURR INSTRUC ASSESSMENT (5017) Test Company: ETS Score Range: 100-200	All enrolled students who have completed all nonclinical courses, 2015-16	20	20	100%	164	153	113	108	96%	167
	Other enrolled students, 2015-16	4				153	91	81	89%	164
	All program completers, 2015-16	42	42	100%	168	153	533	526	99%	170
	All program completers, 2014-15	7				153	440	431	98%	168
	All program completers, 2013-14						14	11	79%	161
ENG LANG LIT COMP CONTENT KNOWLEDGE (DISC) (0041) Test Company: ETS Score Range: 100-200	All enrolled students who have completed all nonclinical courses, 2015-16									
	Other enrolled students, 2015-16						2			
	All program completers, 2015-16						1			
	All program completers, 2014-15						3			
	All program completers, 2013-14	6				157	36	36	100%	172
ENGLISH LANGUAGE ARTS: CK (5038) Test Company: ETS Score Range: 100-200	All enrolled students who have completed all nonclinical courses, 2015-16	1				167	12	12	100%	182
	Other enrolled students, 2015-16						15	12	80%	173
	All program completers, 2015-16	4				167	59	59	100%	178
	All program completers, 2014-15	1				167	60	60	100%	176
	All program completers, 2013-14						34	33	97%	176
FAMILY AND CONSUMER SCIENCES (DISCONTINUED 2) (5121) Test Company: ETS Score Range: 100-200	All enrolled students who have completed all nonclinical courses, 2015-16									
	Other enrolled students, 2015-16						1			
	All program completers, 2015-16									
	All program completers, 2014-15									
	All program completers, 2013-14						1			


Single Assessment Institution-Level Pass Rate Data: Traditional Teacher Preparation Program Within IHE

	HEOA - Title II 2015 - 2016 Academic Year
	Institution Name DELTA STATE UNIVERSITY
	Institution Code 1163
	State Mississippi

February 17, 2017

Assessment Information ¹	Group	Number Taking Assessment	Number Passing Assessment	Institutional Pass Rate	Institutional Average Scaled Score	Assessment Cut Score ²	Statewide			
							Number Taking Assessment	Number Passing Assessment	Statewide Pass Rate	Statewide Average Scaled Score
FAMILY AND CONSUMER SCIENCES (5122) Test Company: ETS Score Range: 100-200	All enrolled students who have completed all nonclinical courses, 2015-16									
	Other enrolled students, 2015-16						1			
	All program completers, 2015-16									
	All program completers, 2014-15									
	All program completers, 2013-14									
FRENCH WORLD LANGUAGE (5174) Test Company: ETS Score Range: 100-200	All enrolled students who have completed all nonclinical courses, 2015-16									
	Other enrolled students, 2015-16									
	All program completers, 2015-16						1			
	All program completers, 2014-15						3			
	All program completers, 2013-14									
GERMAN WORLD LANGUAGE (5183) Test Company: ETS Score Range: 100-200	All enrolled students who have completed all nonclinical courses, 2015-16									
	Other enrolled students, 2015-16									
	All program completers, 2015-16									
	All program completers, 2014-15									
	All program completers, 2013-14						1			
HEALTH EDUCATION (DISCONTINUED) (5550) Test Company: ETS Score Range: 250-990	All enrolled students who have completed all nonclinical courses, 2015-16									
	Other enrolled students, 2015-16									
	All program completers, 2015-16									
	All program completers, 2014-15									
	All program completers, 2013-14						1			


Single Assessment Institution-Level Pass Rate Data: Traditional Teacher Preparation Program Within IHE

	HEOA - Title II 2015 - 2016 Academic Year
	Institution Name DELTA STATE UNIVERSITY
	Institution Code 1163
	State Mississippi

February 17, 2017

Assessment Information ¹	Group	Number Taking Assessment	Number Passing Assessment	Institutional Pass Rate	Institutional Average Scaled Score	Assessment Cut Score ²	Statewide			
							Number Taking Assessment	Number Passing Assessment	Statewide Pass Rate	Statewide Average Scaled Score
HEALTH EDUCATION (5551) Test Company: ETS Score Range: 100-200	All enrolled students who have completed all nonclinical courses, 2015-16									
	Other enrolled students, 2015-16									
	All program completers, 2015-16									
	All program completers, 2014-15						1			
	All program completers, 2013-14									
LATIN (5601) Test Company: ETS Score Range: 100-200	All enrolled students who have completed all nonclinical courses, 2015-16									
	Other enrolled students, 2015-16									
	All program completers, 2015-16									
	All program completers, 2014-15						1			
	All program completers, 2013-14									
MATHEMATICS CONTENT KNOWLEDGE (DISC) (0061) Test Company: ETS Score Range: 100-200	All enrolled students who have completed all nonclinical courses, 2015-16									
	Other enrolled students, 2015-16						1			
	All program completers, 2015-16									
	All program completers, 2014-15						2			
	All program completers, 2013-14						14	14	100%	142
MATHEMATICS CONTENT KNOWLEDGE (5161) Test Company: ETS Score Range: 100-200	All enrolled students who have completed all nonclinical courses, 2015-16	1				160	1			
	Other enrolled students, 2015-16						12	2	17%	145
	All program completers, 2015-16						29	20	69%	161
	All program completers, 2014-15	1				160	38	35	92%	165
	All program completers, 2013-14						26	18	69%	162


Single Assessment Institution-Level Pass Rate Data: Traditional Teacher Preparation Program Within IHE

	HEOA - Title II 2015 - 2016 Academic Year
	DELTA STATE UNIVERSITY
	1163
	Mississippi

February 17, 2017

Assessment Information ¹	Group	Number Taking Assessment	Number Passing Assessment	Institutional Pass Rate	Institutional Average Scaled Score	Assessment Cut Score ²	Statewide			
							Number Taking Assessment	Number Passing Assessment	Statewide Pass Rate	Statewide Average Scaled Score
MUSIC CONTENT KNOWLEDGE (0113) Test Company: ETS Score Range: 100-200	All enrolled students who have completed all nonclinical courses, 2015-16	4				161	6			
	Other enrolled students, 2015-16	3				161	16	6	38%	162
	All program completers, 2015-16	7				161	54	47	87%	166
	All program completers, 2014-15	3				161	47	40	85%	167
	All program completers, 2013-14	2				161	91	72	79%	165
PHYSICAL ED CONTENT KNOWLEDGE (5091) Test Company: ETS Score Range: 100-200	All enrolled students who have completed all nonclinical courses, 2015-16	2				145	15	15	100%	151
	Other enrolled students, 2015-16	2				145	19	17	89%	149
	All program completers, 2015-16	5				145	42	41	98%	156
	All program completers, 2014-15	3				145	41	41	100%	154
	All program completers, 2013-14	5				145	72	71	99%	154
PHYSICS CONTENT KNOWLEDGE (5265) Test Company: ETS Score Range: 100-200	All enrolled students who have completed all nonclinical courses, 2015-16									
	Other enrolled students, 2015-16						1			
	All program completers, 2015-16						2			
	All program completers, 2014-15						1			
	All program completers, 2013-14						1			
PRAXIS I MATHEMATICS (DISCONTINUED) (0730) Test Company: ETS Score Range: 150-190	All enrolled students who have completed all nonclinical courses, 2015-16									
	Other enrolled students, 2015-16									
	All program completers, 2015-16									
	All program completers, 2014-15									
	All program completers, 2013-14						2			


Single Assessment Institution-Level Pass Rate Data: Traditional Teacher Preparation Program Within IHE

	HEOA - Title II 2015 - 2016 Academic Year
	Institution Name DELTA STATE UNIVERSITY
	Institution Code 1163
	State Mississippi

February 17, 2017

Assessment Information ¹	Group	Number Taking Assessment	Number Passing Assessment	Institutional Pass Rate	Institutional Average Scaled Score	Assessment Cut Score ²	Statewide				
							Number Taking Assessment	Number Passing Assessment	Statewide Pass Rate	Statewide Average Scaled Score	
PRAXIS I READING (DISCONTINUED) (0710) Test Company: ETS Score Range: 150-190	All enrolled students who have completed all nonclinical courses, 2015-16										
	Other enrolled students, 2015-16										
	All program completers, 2015-16										
	All program completers, 2014-15										
	All program completers, 2013-14						2				
PRAXIS I WRITING (DISCONTINUED) (0720) Test Company: ETS Score Range: 150-190	All enrolled students who have completed all nonclinical courses, 2015-16										
	Other enrolled students, 2015-16										
	All program completers, 2015-16										
	All program completers, 2014-15										
	All program completers, 2013-14						2				
PRINC LEARNING AND TEACHING 5-9 (5623) Test Company: ETS Score Range: 100-200	All enrolled students who have completed all nonclinical courses, 2015-16										
	Other enrolled students, 2015-16						1				
	All program completers, 2015-16						1				
	All program completers, 2014-15						6				
	All program completers, 2013-14						13	12	92%	171	
PRINC LEARNING AND TEACHING 7-12 (DISCONTINUED) (0524) Test Company: ETS Score Range: 100-200	All enrolled students who have completed all nonclinical courses, 2015-16										
	Other enrolled students, 2015-16										
	All program completers, 2015-16										
	All program completers, 2014-15										
	All program completers, 2013-14						3				


Single Assessment Institution-Level Pass Rate Data: Traditional Teacher Preparation Program Within IHE

	HEOA - Title II 2015 - 2016 Academic Year
	DELTA STATE UNIVERSITY
	1163
	Mississippi

February 17, 2017

Assessment Information ¹	Group	Number Taking Assessment	Number Passing Assessment	Institutional Pass Rate	Institutional Average Scaled Score	Assessment Cut Score ²	Statewide			
							Number Taking Assessment	Number Passing Assessment	Statewide Pass Rate	Statewide Average Scaled Score
PRINC LEARNING AND TEACHING 7-12 (5624) Test Company: ETS Score Range: 100-200	All enrolled students who have completed all nonclinical courses, 2015-16	10	9	90%	166	157	54	47	87%	170
	Other enrolled students, 2015-16	6				157	87	70	80%	166
	All program completers, 2015-16	23	23	100%	172	157	269	260	97%	172
	All program completers, 2014-15	15	15	100%	168	157	287	285	99%	171
	All program completers, 2013-14	22	22	100%	169	157	384	371	97%	169
PRINC LEARNING AND TEACHING EARLY CHILD (5621) Test Company: ETS Score Range: 100-200	All enrolled students who have completed all nonclinical courses, 2015-16									
	Other enrolled students, 2015-16						1			
	All program completers, 2015-16									
	All program completers, 2014-15						1			
	All program completers, 2013-14						4			
PRINC LEARNING AND TEACHING K-6 (DISCONTINUED) (0522) Test Company: ETS Score Range: 100-200	All enrolled students who have completed all nonclinical courses, 2015-16									
	Other enrolled students, 2015-16									
	All program completers, 2015-16									
	All program completers, 2014-15						1			
	All program completers, 2013-14						2			
PRINC LEARNING AND TEACHING K-6 (5622) Test Company: ETS Score Range: 100-200	All enrolled students who have completed all nonclinical courses, 2015-16	25	25	100%	173	160	123	115	93%	173
	Other enrolled students, 2015-16	6				160	121	110	91%	171
	All program completers, 2015-16	44	44	100%	173	160	592	589	99%	175
	All program completers, 2014-15	49	49	100%	173	160	773	765	99%	173
	All program completers, 2013-14	49	49	100%	172	160	861	850	99%	172

Single Assessment Institution-Level Pass Rate Data: Traditional Teacher Preparation Program Within IHE

	HEOA - Title II 2015 - 2016 Academic Year
	Institution Name DELTA STATE UNIVERSITY
	Institution Code 1163
	State Mississippi

February 17, 2017

Assessment Information ¹	Group	Number Taking Assessment	Number Passing Assessment	Institutional Pass Rate	Institutional Average Scaled Score	Assessment Cut Score ²	Statewide			
							Number Taking Assessment	Number Passing Assessment	Statewide Pass Rate	Statewide Average Scaled Score
SE CORE KNOWLEDGE & APPLICATIONS (5354) Test Company: ETS Score Range: 100-200	All enrolled students who have completed all nonclinical courses, 2015-16						3			
	Other enrolled students, 2015-16						14	14	100%	167
	All program completers, 2015-16						43	43	100%	170
	All program completers, 2014-15						57	57	100%	169
	All program completers, 2013-14						43	42	98%	167
SOCIAL STUDIES CONTENT KNOWLEDGE (0081) Test Company: ETS Score Range: 100-200	All enrolled students who have completed all nonclinical courses, 2015-16	1				150	14	12	86%	164
	Other enrolled students, 2015-16	1				150	27	21	78%	158
	All program completers, 2015-16	4				150	54	53	98%	164
	All program completers, 2014-15	7				150	65	65	100%	164
	All program completers, 2013-14	4				150	83	81	98%	162
SPANISH WORLD LANGUAGE (5195) Test Company: ETS Score Range: 100-200	All enrolled students who have completed all nonclinical courses, 2015-16						1			
	Other enrolled students, 2015-16						1			
	All program completers, 2015-16						4			
	All program completers, 2014-15						5			
	All program completers, 2013-14						4			
SPEECH COMMUNICATION: CK (5221) Test Company: ETS Score Range: 100-200	All enrolled students who have completed all nonclinical courses, 2015-16									
	Other enrolled students, 2015-16									
	All program completers, 2015-16									
	All program completers, 2014-15						1			
	All program completers, 2013-14						1			

Note: In cases where there are less than ten students taking the assessment or license/certificate, the number passing and pass rate are not reported.

¹Tests with multiple delivery options (computer, paper, etc.) will be noted with the assessment code for one format only.

²Cut scores may vary for groups depending upon when the cut scores are established by the state and when each group completed their teacher certification or licensure assessment.